50 Years

bedrunka+hirth

Workplace up to date – mehr Raum zum Arbeiten



CATALOGUE

First-class industrial equipment
since 1969

50 Years

bedrunka+hirth

Workplace up to date – mehr Raum zum Arbeiten



www.bedrunka-hirth.de



Introduction
Drawer cabinets
MRS®
CNC storage and transport systems
Workbenches
workraster - the structured one
workergo - the versatile one
workline - the highest one
Heavy load tables - the strongest ones
Other workplace systems
ESD
Mobile logistics systems
Hinged and sliding door cabinets
Chairs and shelving
Cloakroom cabinets
Workplace 4.0 | Roller conveyors
Worktops

Paul Bedrunka + Otto Hirth

1969

For half a century we have been manufacturing high-quality operating equipment in the Black Forest.
In 1969 Paul Bedrunka, together with Otto Hirth, founded the equipment production company in Bräunlingen. The commercial register entry followed five years later.





It all started with a small workshop in Bräunlingen. Initially, the two founders Paul Bedrunka and Otto Hirth employed six people. The production area featured a few drilling machines, grinding and welding equipment and guillotine shears. Since the company did not have cranes or forklifts at the time, metal sheets and pipes were unloaded by hand after delivery. Pipes were loaded through the windows into the building one by one. This often posed great challenges to employees.
Primarily table frames with crank adjustment were produced on a few square meters of production area. Sheet metal was processed entirely without a control system. Metal sheets were then painted by hand using liquid paint. The products were delivered by means of a single small truck.

Mr. Hirth was in charge of sales, and was responsible for ensuring a stable order situation. Mr. Bedrunka coordinated and supervised the production. At that time, the customer base came from the region within a radius of 100 km.
The new development on Gießnaustraße, built in 1982/83, created more space for new production and administrative areas. Over time, there were further additions. The number of employees, the machinery and the opportunities of market expansion in Germany grew steadily. The company kept extending its product range in the following years.
In 1985, Ludwig Kellner became a Managing Director. Today, the workforce consists of 100 employees, who are employed on a factory space of 8,000 square meters.



1969
Office, residential and leisure industry supplier



1980
Drawer cabinets and workbenches T736



1985
Ludwig Kellner, MBA becomes managing director

Ludwig Kellner, Managing Director





1985

"Our company has evolved from a sheet processing workshop to a smart workplace equipment manufacturer and a software provider."

Digitalization is changing businesses. Meanwhile, production and shipping departments are bursting at the seams. The times of necessary provisional arrangements and rented temporary premises came to an end. The foundation stone was laid in the spring of 2018. For the 50th company anniversary, we will have erected a new three-storey business building and an additional factory building. This is necessary due to the digitized production and logistics. It also ensures optimal conditions for new product lines, state-of-the-art online marketing and additional workstations.
We adapted to digitally networked systems early on, and combined the high-quality cabinets, worktables and shelving systems "made in Germany" with building blocks of information and communication technology.

Such systems and solutions match the requirement profile of Industry 4.0 and bring us continuously growing sales and employment figures. Online distribution channels are gaining in importance along with complete digital internal logistics.
For example, customers can configure their cabinet systems online, or can have their entire factory floor planned and modelled. This can then be displayed in three dimensions on the customer's screen by means of professional interfaces.
The data is applied directly in the production. It accompanies the production of cabinets and worktables from plate cutting and assembly to delivery and installation.



1990
Proprietary CNC stock range



1995
Workline
Height-adjustable workplace systems



1997
Certified to
DIN ISO 9001

Milestones

1982













maxmobile

We have designed a new generation of workshop trolleys with maximum mobility. It is not only practical and configurable according to customer requirements, but also impresses with its design and its versatile applications.



2000

Drawer cabinets and workbenches T500
Certified to DIN ISO 14001



2004

Technical Inspection Service certificate acc. to
DIN ISO 9001/14001



2005

maxmobile workshop trolleys and
computer cabinets





workergo

A key advantage of workergo, compared to other workstations, is its modular design, which allows linking of several workstations. Various linear and corner joints make transport of the product obsolete, thus shortening the production cycle.

TSM®

Modern interface technology, scalability and modularity provide room for additions and developments, when needed.



2009
workraster



2010
workergo
Innovative workplace system



2011
TSM® - Tool Server Modular
Sparkasse Innovation Prize

powerline

POWERLINE
Find out more about our product innovation here

Powerline, the new heavy-duty table series, is a sit-stand workstation that can be ideally adjusted to any working environment by means of stepless, electric height adjustment. The system is characterized by particularly high load capacity and flexible design options. Our product range includes two variants with load capacities of 600 and 900 kg.

Our new heavy duty table range prides itself on the "made in Germany" quality. The highlight of the new series is the powerline 4 variant. The number 4 stands for a four-pillar technology, which offers a particularly high load capacity of 900 kg. This table is really indestructible. "It proves to be extremely robust, and is perfectly steady even at extremely high loads," says Ludwig Kellner. For the first time, the new powerline heavy-duty tables employ a maintenance-free electric height adjustment instead of the previously used hydraulic height adjustment. It allows a stepless adjustment of the heavy-duty table to the desired and ergonomically optimal height within a range of 705 and 1155 mm (measured without the worktop). The internal DC drive with built-in limit switches and two Hall sensors ensures synchronous movements, and brings the heavy-duty table to the desired position with a travel speed of 9 mm/s (without load).

In order to optimize and customize ergonomics in the workplace, in addition to the height adjustment, the heavy-duty tables can be equipped with a tripod with swivel arms for shelves, perforated and slotted walls, or a multi-board construction on two support pillars. Pivot arms can also be attached to the tripod. We offer a wide range of accessories, such as equipment rails, lighting solutions, control panels with memory function, or power strips for sockets and compressed air. A number of practical examples document the wealth of possible combinations.

Workplace 4.0 awards





2014
Electronic locking systems



2015
Powerline (C-foot / 4-foot)



2015
Workplace 4.0

RotaRex®

ROTAREX®
Find out more about our product innovation here

With the unique RotaRex® tool tower, we offer a rotating bearing technology for CNC tools for use in a very confined space and with the most comprehensive equipment possible. At the heart of the process optimization is a column made of steel precision tube. Plate-like CNC carrier plates can turn around its axis. These plates are held at the distance and at the required height by a grid system.

The default recommended position for most common tools is at eye level or at arm length, always with a view to the great variety of different designs and the selection of tools based on requirements.

The front of RotaRex® rotates, facilitating precise removal or return of the CNC tool.

Special locks, each at 90°, have proven to be beneficial in handling technology, as well as the nearly smooth horizontal movement, which is effective even at maximum capacity thanks to a special ball bearing guide.





2015
RotaRex®
CNC large cabinet



2015
MRS® - Modular shelving system



2016
New TSM® hardware & software

TSM® Spiral vending machine

SPIRAL VENDING MACHINE AND ONLINE CONFIGURATOR
Find out more about our product innovation here

The new and particularly economical "Spiral Vending Machine" complements the smart goods and tool dispensing system TSM (Tool Server Modular). It is designed to help companies automate storage and controlled dispensing of C-parts, office and work materials, or repair and maintenance tools to help reduce consumption costs.

The TSM Spiral Vending Machine handles the goods with great care. The outstanding feature of the spiral vending machine is that it can be fully integrated into the patented TSM system.
Access rights can be regulated and stock levels controlled according to the latest requirements of e-commerce and Industry 4.0.

The system provides information at all times and reports when stocks are running out. The system then orders direct replenishment. Obviously, there is an option of multiple suppliers.

The spiral vending machine perfectly matches both the user's IT infrastructure and the requirements of its product range. All components can be customized. Goods compartments can be equipped with up to ten powered spirals. With a maximum of six compartments, a total of 60 spirals can be used. The diameter and winding of the spirals can be designed according to the products to be stored. Horizontal and vertical subdivisions are also possible. Reinforced goods compartments with heavy-duty bearings and load capacity of up to 40 kg allow storage of even heavy parts or tools.

Online configurator

In six steps through all options of the extensive product range: we now make it particularly easy for our customers to individually design drawer cabinets and workbenches. With the online configurator, which is available on the website, the customers can design their equipment almost effortlessly.
The smart system calculates in the background, offers additional comments, and summarizes the selection with all technical details and illustrations.

"With the last click, we can establish contact with a regional specialist retailer, who will offer advice and quotations, and ultimately arrange for a timely delivery."

Digitalisation has changed the structures in the stationary specialist trade. The online configurator is the optimal link between manufacturers and retailers in the growing online trade sector.



2016
Flexbox
Versatile trunk cabinets



2016
Spiral vending machine
TSM® - Tool Server Modular



2016
New homepage with drawer cabinet and workbench configurator



NEW DEVELOPMENT

The first phase of construction began with the three-storey business building, which, in addition to administrative rooms, features a 300 m² exhibition hall. The ground floor houses an assembly area and the adjoining new dispatch hall. The second construction phase includes the new factory floor with sheet metal processing and goods delivery.

In addition to adding space and connecting production to the digital highway, the new building should also reduce costs.

This is especially true for sheet metal processing that is still at the heart of production, and which will find space in the new hall the size of a football field. "The optimized workflows will significantly reduce material waste." The energy supply also offers a significant savings potential. The hitherto rented business buildings were conventionally heated with heating oil. In the new building, we will use low-energy underfloor heating, machine waste heat, and a combined heat and power plant, which is scheduled for 2020.



2017
All drawers of the T736 mm series are equipped with full pull-out



2018
Rotating drum device
TSM® - Tool Server Modular



2019
50th company anniversary

Corporate principles

MADE IN GERMANY

QUALITY

- High-quality steel sheets and steel pipes
- Long product service life
- Products are made to order
- Optimisation of your value creation
- Product development to state-of-the-art standards

RETAIL

- Customer focus, personal contact
- Competent advice on site
- Unrestricted identification with the manufacturer
- Stocking of popular promotional models at retailers
- Conveying of market trends

INDEPENDENT BRAND

SHORT LEAD TIMES

INDIVIDUAL SOLUTIONS

COMPETENT STAFF



CUSTOMIZED

- Customer-related solutions
- Customised products for your production and storage area
- 15 standard colours
- Collaboration on all operating facility objects
- Product knowledge leads to solutions to customer problems

PLANNING

- On-site consulting and situation analysis
- Individual solutions for your requirements
- 3D planning programs and extensive library
- Professional solutions, quickly and easily in 3D

HIGH QUALITY

HIGH FLEXIBILITY

COMPREHENSIVE ADVICE

CLOSE TO RETAILERS



Range of products

PRODUCTS
Take a look at our wide range of products.

We have been making equipment for industry, trade and service sectors for over 50 years in Bräunlingen in the German Black Forest. We develop our products to state-of-the-art standards. We use only high-quality steel sheets and steel pipes to meet the highest of requirements and withstand large loads.

We help our customers optimise their value creation in the areas of production, assembly and service by using our products and services. Apart from drawer cabinets and workbenches as well as mobile logistics systems in a variety of designs, we manufacture ergonomic workplace systems with a wide range of components.

The production programme also includes CNC storage and transport systems with their own CNC inserts, which can be individually and rationally positioned simply by clicking them into place.

When it comes to drawer cabinets, all 736 mm drawers are equipped with 100% full pull-out and ball-bearing drawer guides. Drawers with 50 mm front height have a load capacity of 70 kg; drawers from 75 mm front height have a load capacity of 100-300 kg.
The front opening solution for our electronic drawer cabinets "Tool Server Modular" TSM®, with a complete inventory management, is protected by the European Patent Office. This system of tall cabinets and standard tool cabinets can be used wherever access control is needed. Each drawer, and even each subdivision with cover, is electromagnetically interlocked, on standby around the clock and contains an electronic storage and ordering system. The range of products has been extended in recent years by a spiral vending machine and a rotating drum device.



Market segments

- **Industry:** Due to their durability, our high-quality products are appreciated in mechanical and plant engineering and in the metalworking industry.
- **Industrial/crafts:** From simple workbenches to workshop trolleys and packing tables, our products make work easier.
- **Training and public facilities:** From group workplaces to workbenches and office furniture, we are well placed to meet all requirements.
- **Chemical/pharmaceutical industries:** Our workplace systems are particularly popular in research and development facilities.
- **Automotive/aviation industries:** Bedrunka+Hirth is a well-known brand in the aviation and automotive industries, as well as in motor racing.
- **Electrical and electronic devices:** With our secure ESD workstations and ESD accessories, we are optimally equipped for conductive products.

"The principles of orderliness, safety and ergonomics are crucial for the development of these workplaces. They ensure the proper flow of materials and ease the burden on employees."



Industry 4.0 - We offer innovative systems

INDUSTRY 4.0
Smart networking of machinery and processes.

TSM®

Smart drawer cabinets with electronic inventory management, and with cutting-edge software based on Windows. Each drawer or door is electromechanically locked and is unlocked by the software after entering the item to be taken out. The software is designed for up to 99 modules. For more information, see pages 20/21.

WORKPLACE SYSTEMS

Every day, company's employees grapple with strenuous tasks and heavy physical labour. In order to maintain and improve competitiveness in the long term, your resources should be better utilized. We offer smart workplace systems for this purpose.
For example, heavy-duty tables from the "powerline" series with a load capacity of 600 or 900kg.They can be adjusted individually to the user by means of electrical height adjustment.

WP 4.0

"Workplace 4.0" - the innovative combination of an ergonomic packing and assembly station - supports the logistics staff, for example, by means of images on the work surface, and thus offers a reliable guidance. These technical advantages of augmented reality, combined with the critical benefits of instructing, checking and documenting in the field of logistics, put the cooperation partners in the foreground. Experience how ergonomic and innovative systems help employees to avoid stress, minimize errors and increase process quality.



Workstations of the future



Workplace 4.0



i4.0

INDUSTRY 4.0
Smart networking of machinery and processes.

We adapted to digitally networked systems early on, and combined the high-quality cabinets, worktables and shelving systems "made in Germany" with building blocks of information and communication technology.

For example, Workplace 4.0, or WP 4.0 for short, was created in this way. Our "Workplace 4.0" focuses on cognitive ergonomics and can be integrated individually into existing processes in assembly and logistics.
The backbone of the system is a smart database-supported image processing software that links the real production with virtual and digital components, and makes even complex processes easy to structure, manage and control. Processes can be monitored by means of an additional 3D camera with a projector, and software for gesture control.

Errors in complex assembly and logistics processes are detected already at the start, and are reliably avoided thanks to the close cooperation between the employee and the computer system. This significantly eases the burden on employees.

- Rapid and reliable acquisition of parameters
- Constant adherence to quality specifications
- Reduced personnel expenses and fewer returns
- Provable and fully tested quality
- Simple documentation
- Management of complexity
- Learning time of a few minutes
- Flexible staff planning



Cognitive ergonomics - mastering complex tasks

The constantly growing number of variants and rising quality requirements are gradually increasing the mental stress on an employee to know and implement the respective work steps correctly. Easy to set up visual instructions let each employee know at all times which work step has to take place next and with which article. The visual check relieves the employee from the need to follow complex installation instructions. This helps to avoid, for example, installing an incorrect component in the wrong order.

With a height-adjustable worktop, we ensure good ergonomics. The combination of intelligent software and an ergonomic workplace increases staff efficiency. The assistance system is employed along the entire value chain: from incoming goods to assembly to outgoing goods. The possibilities range from mere identification to a fully equipped incoming goods inspection with supplier-related sampling selection. Depending on the customer's requirements, these modules are unified into a single system.





TSM® - Tool Server Modular

i4.0

INDUSTRY 4.0
Smart networking of machinery and processes.

Your advantages:

- High user friendliness
- Guaranteed stock levels
- Customised subdivision, including with single covers
- Unlocked drawer and cover is displayed on the LCD display
- Reduction in personnel costs
- Can be used where access control is required
- Diverse variations
- System is operated autonomously with its own processor unit
- Individual access restrictions
- Maximum utilisation through the chaotic storage principle
- Part removal possible
- No unmanaged drawer stock levels
- Professional and sorted storage of materials and tools

Tool-Server-Modular (TSM®)

Complete control takes place via storage and administration software. The TSM® meets your requirements with a modular drawer concept. The modules can be combined with each other to suit your needs. The TSM® is compatible with the TSS®. Both systems complement each other with the unrivalled range of variants and combinations across the board. The software is identical and therefore allows retrofits and upgrades.

Software video



. . . the innovative, modular storage system for small parts

Automation in the area of tool management is constantly advancing. The Tool-Server-Modular lets you enjoy much leaner and more efficient tool management. The costs of providing, managing and using tools and small materials are significantly reduced by using our tool storage system. Increased competition in the manufacturing industry is leading to greater cost pressure and forcing companies to consider optimising their production processes. Only companies with professional resource logistics can ensure a smooth and therefore economic production process.
Our fully automated tool dispensing system supports you on your way to professional tool management.
We meet your requirements with a modular drawer concept. Up to 100 modules can be combined with each other to suit your needs.

TSM® Product Manager



Armin Oswald
Mobile: +49 (0)173 3770398
armin.oswald@bedrunka-hirth.de

Responsible for:
- Electronic storage management
- On-site consulting and situation analysis
- Interface solution
- Process design
- System configuration as required
- On-site installation and training



THE TSM® PRODUCT FAMILY

- Drawer cabinets (various designs)
- Spiral vending machine
- Rotating drum device

PRODUCT CATALOGUE



Request our catalogue on TSM® "Tool-Server-Modular". Find out more about the innovative systems by Bedrunka+Hirth, and discover the unique quality from the Black Forest!

Our field service

Do you require consultation?
Make an appointment with our
field sales team today!

NORTH



Michael Reimann
michael.reimann@bedrunka-hirth.de
Mobile: +49 (0)172 / 5844456

CENTRE | WEST
BELGIUM (FLANDERS) + THE NETHERLANDS



Uwe Bocks
uwe.bocks@bedrunka-hirth.de
Mobile: +49 (0)173 / 3204974

FRANCE | BELGIUM (WALLONIA) | LUXEMBURG



Mylene Eisenkremer
mylene.eisenkremer@bedrunka-hirth.de
Mobile: +33 (0) 6438 35526

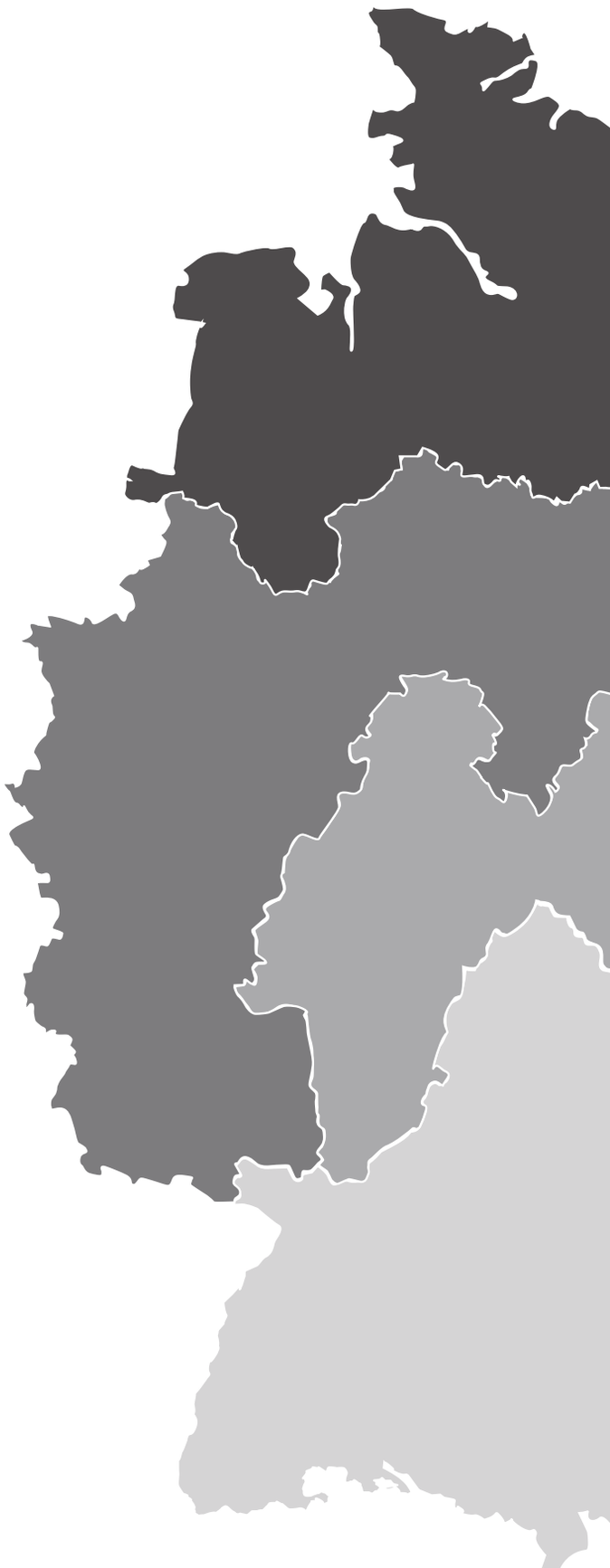



CENTRE | EAST



Jürgen Schinzel
juergen.schinzel@bedrunka-hirth.de
Mobile: +49 (0)174 / 3415537

SOUTH SWITZERLAND



Ralph Barth
ralph.barth@bedrunka-hirth.de
Mobile: +49 (0)172 / 7410888

ENGLAND | EASTERN EUROPE



Edelbert Kleiser
ekleiser@t-online.de
Mobile: +49 (0)172 / 8678553

Experience the products live

Do you require training?
Do not hesitate to make an appointment with us!

Training and seminars for specialist retailers and retail customers

As a customer of Bedrunka+Hirth, you can considerably increase your efficiency by knowing the options available to you. The training courses provide detailed specialist knowledge for retailers and users.

- Business organisation
- Sales seminar with catalogue training
- Technical product knowledge
- 3D planning

Our showrooms in Germany:

- South: D-78199 Bräunlingen
- Central: D-42899 Remscheid

These showrooms showcase the variety of our products.

Gain an insight into our showroom in Bräunlingen.



Remscheid



Showroom „Artwerkstatt Centre“ in Remscheid
Barmer Str. 62A | 42899 Remscheid

Bräunlingen



Showroom „Artwerkstatt South“ in Bräunlingen
Gießnaustraße 8 | 78199 Bräunlingen



Production

SERVICE
We are always available in case of questions or technical issues.

We develop and produce by making use of state-of-the-art machinery. In addition to punching/nibbling robots, laser cutting systems and a fully automated bending centre, production is optimised by welding robots. A fully automated powder coating system brings colour to your workplace.

Bedrunka+Hirth is committed to protecting the environment. To ensure the thrifty use of resources such as raw materials, energy and water, we encourage and motivate all employees to use them with a sense of responsibility. Bedrunka+Hirth avoids harmful environmental risks, reduces waste and complies with all relevant environmental regulations. Moreover, all employees are involved in improving quality and environment-related aspects within the company. We offer our employees ongoing perspectives for the long term.

- Fully automated bending centre
- Hydraulic press brake with an automatic tool changer
- NC-controlled guillotine shears
- Punching and notching machines
- CNC-controlled bending machines
- CNC turret press
- Laser machine
- Welding robot
- Spot welding equipment
- Fully automated powder coating system with circular conveyor
- Assembly area

Gain insights
into our production process



Assembly

We can offer complete installation with delivery, setup and assembly on the spot. Many tables and top parts must be fitted on-site. This task would unnecessarily engage your employees. Our experienced assembly teams can solve minor problems such as uneven floors etc. on the spot.

We offer installation and commissioning, including of electronics cabinets, and employee training.



ON-SITE ASSEMBLY

We provide assembly staff, trained across the EU, for your complete installation:

- We will coordinate the date with you
- We will coordinate delivery with assembly



Tested quality

CHECKS
We attach great importance to quality of our products.

We provide a **10-year quality guarantee**. The guarantee covers material and production of our own products made by "Bedrunka+Hirth", if operated correctly.
Merchandise, electronic components, software, workbench tops, custom-made items and wearing parts are not covered.

TÜV-Rheinland certificate: "GS" mark for tested safety
Some of our products have been awarded the Technical Inspection Association [TÜV] certificate.

- High-quality steel sheets and steel pipes
- Long product service life
- Optimisation of your value creation
- Product development to state-of-the-art standards
- Safety tested by the TÜV



We are certified



ZERTIFIKAT ■ CERTIFICATE ■ СЕРТИФИКАТ ■ CERTIFICADO ■ CERTIFICAT

ZERTIFIKAT

Die Zertifizierungsstelle der TÜV SÜD Management Service GmbH
bescheinigt, dass das Unternehmen

Bedrunka & Hirth Gerätebau GmbH
Gießnaustr. 8
78199 Bräunlingen
Deutschland

für den Geltungsbereich

Entwicklung, Herstellung und Vertrieb von Lager- und Betriebseinrichtungen sowie Metallteile für die Büro-, Wohnmöbel-, Freizeit- und Elektroindustrie

ein Qualitätsmanagementsystem eingeführt hat und anwendet.

Durch ein Audit, Bericht-Nr. **70002821**, wurde der Nachweis erbracht, dass die Forderungen der

ISO 9001:2015

erfüllt sind.

Dieses Zertifikat ist gültig vom **09.05.2018** bis **17.03.2021**.
Vorheriges Zertifikat gültig bis 17.03.2018.
Zertifikat-Registrier-Nr.: **12 100 22688 TMS**.

Product Compliance Management
München, 11.05.2018



CHARTA

ZERTIFIKAT

Das Unternehmen
bedrunka+hirth
BETRIEBSEINRICHTUNGEN

Bedrunka+Hirth Gerätebau GmbH
Gießnaustr. 8
78199 Bräunlingen
Deutschland

erhält das Zertifikat: „Gesundes Arbeiten".

Gesundes Arbeiten
Arbeitsplatzsysteme Bedrunka+Hirth
Geprüft

Das Bewertungsverfahren wurde in der aktuellen Fassung im Laufe des Jahres 2016 von „Charta Gesundes Unternehmen", Dr. Reck-Hog zusammen mit Experten/-innen aus dem Gesundheitsbereich entwickelt. Die Konzeption orientiert sich an DIN EN ISO 6385, ausgewählten Anforderungen der European Foundation for Quality Management (EFQM) sowie der einschlägigen Fachliteratur.

Dieses Zertifikat ist gültig vom 2016-07-18 bis 2019-07-17
Zertifikat-Registrier-Nr. PB01-062016

Dr. Ursula Reck-Hog | EFQM-Assessorin | Mitglied der Initiative Ludwig-Erhard-Preis | Qualitätsauditorin (TÜV)

Edwin Arnold | Leiter des Instituts „Charta Gesundes Unternehmen"

Other awards











Service hotline for industial equipment



After sales service

- On-site consulting and situation analysis
- Additional products
- Additional services
- Complaints management
- On-site installation and training

We need your feedback to improve our services. Should you have any questions about the products, or if you need help with the installation, feel free to contact us.

☎ +49 (0)771/ 9201-0 ✉ info@bedrunka-hirth.de

Main catalogue & Workplace systems

CATALOGUES
All our catalogues are available in hard copy or as PDF.

2019/20 catalogue

This new catalogue showcases our entire product range for the first time, with the exception of the TSM area. The TSM product catalogue will continue to be offered separately.
Special attention is paid to the following areas:

NEW

You will find many product innovations and new product variants in the catalogue. These are marked with the button "NEW".

- Drawer cabinets T500 and T736 series
- Mobile logistics systems (drawer cabinets and workbenches)
- MRS® modular shelving system
- CNC storage and transport equipment
- Workbenches (various series)
- Hinged door and sliding door cabinets
- Lockers, shelves, chairs, vehicle equipment
- Workplace systems such as workraster, workergo, workline, powerline and other heavy duty tables
- Cloakroom cabinets
- Workplace 4.0
- Automation | linkage variants (roller conveyors, etc.)



Other catalogues/brochures

CAMPAIGNS:
Our special offers at unbeatable prices can be found here.
- 2019/20 Special
- EXTRA

Product catalogues - EXCLUSIVE
- TSM® 2019/20
- Workplace 4.0
- Demographics leaflet

Product catalogues with SYSTEM
- Golf cabinet systems
- Saddle cabinet systems

ONLINE / PRINT

You can find more catalogues and promotions on our website:
www.bedrunka-hirth.de
Under the following path:
-> Service
-> Catalogues and brochures

NEW PRODUCTS:
Information about new products (online/in print).



Individual solutions

PLANNING
Using workspaces with individual planning by Bedrunka+Hirth

Individuality

Apart from the standard programme, we can also manufacture customer-specific installations at any time. Object plannings with proposals are provided with 3D drawings already in your corporate colours. Our field sales team and object consultants are available at all times for competent advice.

Specialist retailer loyalty

All products are sold across Europe through specialist retailers only. If required, we will gladly provide you with the details of a specialist retailer near you.

Technical support

- 3D AutoCAD "Inventor"
- 3D planning drawing program: for sales with integrated database
- SketchUp8 Professional for exhibition planning, spatial planning, 3D library
- Simlab Soft - 3D software done right
- pCon planner and pConBox



Professional installations

The planning program we use is the ideal concept and design tool for fast, efficient, three-dimensional modelling and presentation.

Seamless data transfer in the DWG/DXF format is guaranteed by professional import/export interfaces. You can look at 3D data by downloading a viewer free of charge.

Free, flexible designs are mostly automatically produced to implement your requirements, layouts, size and colour choice with creativity and dynamism. By building up an extensive library, we are in a position to visualise your ideas and suggestions quickly and easily in 3D.

We offer a professional solution for which there is no alternative. Can you visualise what that could look like? Let us show you.

Interior design



Michael Schmid
Mobile: +49 (0)173 3429463
michael.schmid@bedrunka-hirth.de

Responsible for:

- Object consulting for the area of storage and operational facilities
- Consulting and situation analysis
- Everything from design through to finished 3D visualisation (planning)
- Customer-related solutions

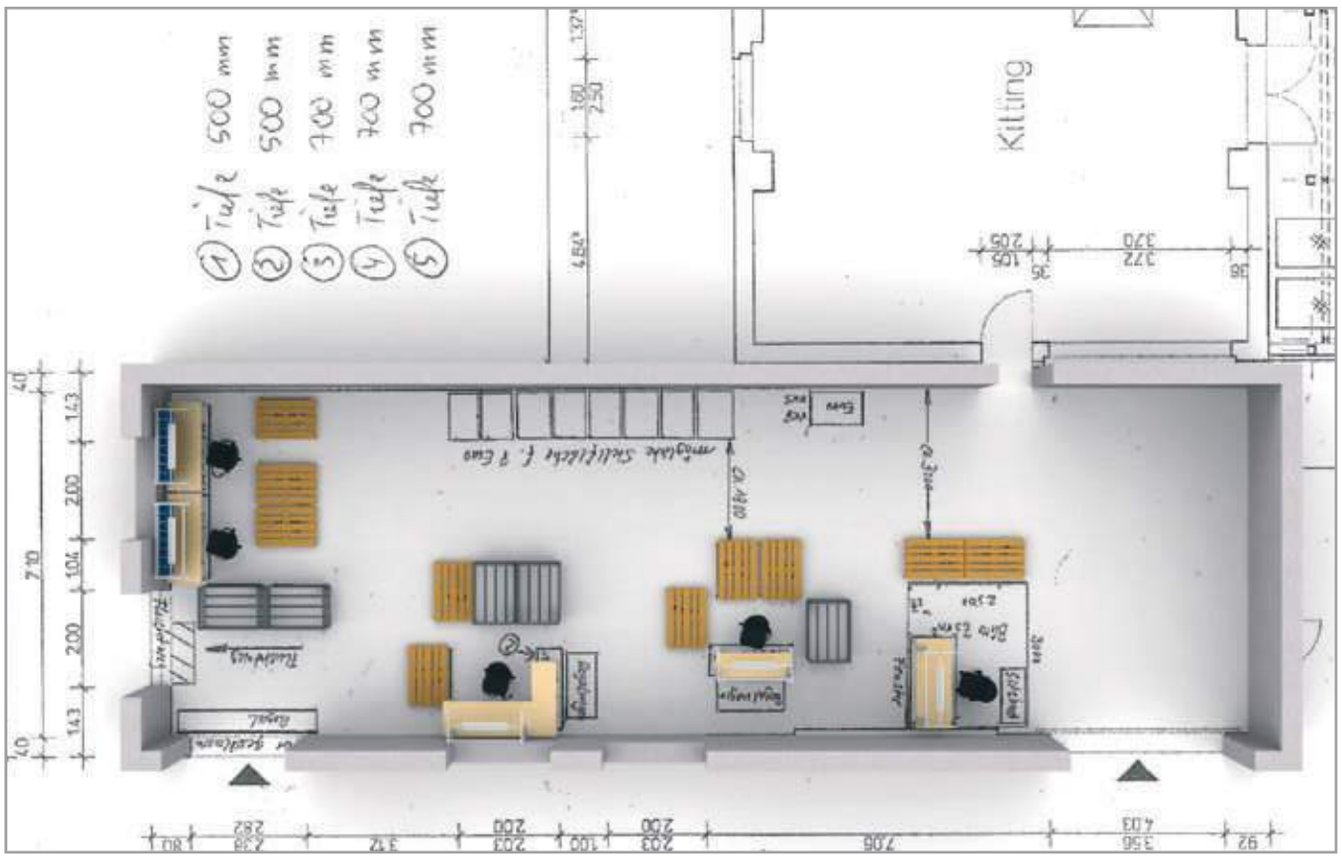

Consulting and planning

PLANNING
Using workspaces with individual planning by Bedrunka+Hirth

We offer:

- Object consulting acc. to situation analysis
- Reduction to the essentials
- Implementation according to individual requirements
- Adaptation to spatial circumstances
- Time savings through fast implementation
- Realistic presentation of complex designs and design tasks
- Impressive presentations and slide shows
- A detailed 3D preview

Precise visualisation of your equipment thanks to our planning programs

We have developed a library of all our products for the SketchUp drawing software. This planning program - along with the pCon drawing program - is the ideal design tool for fast, efficient, three-dimensional modelling and presentation.
Seamless data transfer in the DWG/DXF format is guaranteed by professional import/export interfaces. You can look at 3D data by downloading a viewer free of charge.



pCon planning program

pCon PLANNER - the 3D spatial planning program for experts.

- Plan creatively
- Boost your consulting skills
- Create convincing presentations
- Collaborate with architects
- Offer spatial planning as a service
- Seminars



pCon.box - functions

- Interactive product configuration in real time
- Detailed item lists
- Sharing CAD files, images, product and pricing information
- Project setup and management



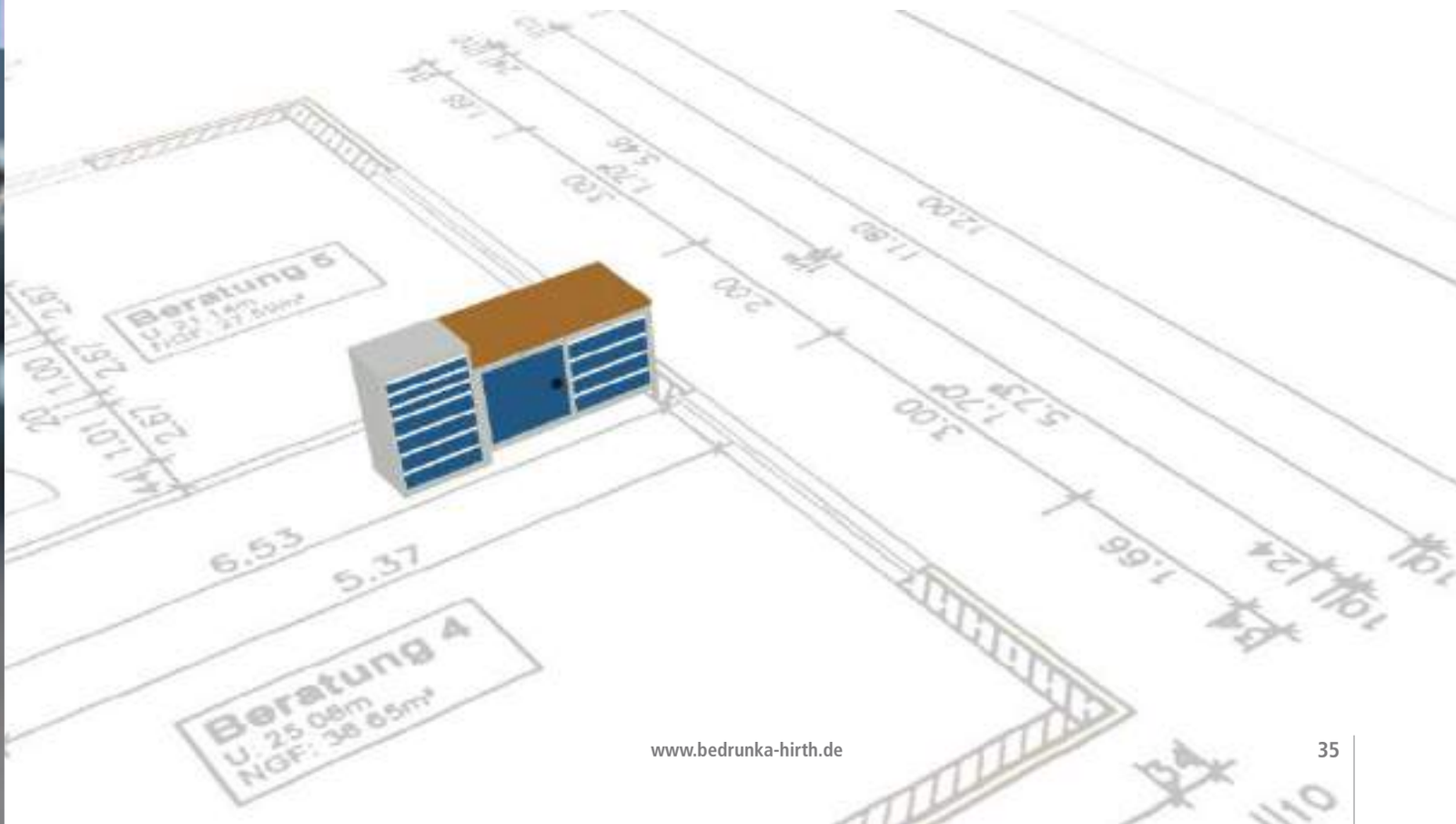

Implementation according to individual customer requirements

Your individual requirements in terms of work organization and ergonomics will be used as a benchmark. In addition to standard products in various widths and heights and with comprehensive accessories, we also manufacture a number of customer-related solutions - custom-made for your production and/or storage area.



Our standard colours

All our products have an eco-friendly powder coating. Please see our standard colours below.



RAL 1023 traffic yellow

NEW

RAL 5002 ultramarine blue

RAL 7016 anthracite grey

RAL 3003 ruby red

NEW

RAL 5005 signal blue

RAL 7035 light grey

RAL 3020 traffic red

RAL 5010 gentian blue

RAL 7040 window grey

RAL 5012 light blue

RAL 9005 jet black

RAL 5013 cobalt blue

NEW

RAL 9010 pure white

RAL 6011 reseda green

NEW

RAL 6018 yellow green

Customized configuration options



Workbench accessories
- Vices, rotary plates



Foam inserts
- With/without tools



Suitable divider material
- Trough plates and small parts boxes



Lift truck base
- Optional lift truck base



Drawer guides
- Soft close



Electronic locking systems
- Pin code, numerical code



Customized branding

Film inscription

We will gladly produce an adhesive film with your company logo or slogan. The slogan will be applied at Bedrunka+Hirth. The film is very durable and a good alternative to screen printing.



Screen printing

Do you require a particularly elegant logo for your new product? In this case, screen printing is the right option. We can produce multi-colour prints with up to 5 colors in one operation.



Laser cutting

Due to its longevity, laser marking has proved its worth for labelling metals. With our CNC-controlled laser systems, we can cut metal sheets to almost every shape.





General information

Technical specifications

FULL PULL-OUT
Pull-out 100%, different load capacities with evenly distributed load.

SINGLE PULL-OUT
Pull-out 88%, load capacity with evenly distributed load 35 kg

LOAD-BEARING CAPACITY
Total load capacity with evenly distributed load

Designs

ELECTRONIC LOCKS
PIN code

ELECTRONIC LOCKS
Card

General information

10 JAHRE GARANTIE

We provide a 10-year quality guarantee. The guarantee covers material and production of our own products made by "Bedrunka+Hirth", if operated correctly. Merchandise, electronic components, software, workbench tops, custom-made items and wearing parts are not covered.

INFORMATION
Important information and recommendations

INDUSTRY 4.0
Smart networking of machinery and processes.

ADVICE
Do you require consultation? Contact us and learn more today!

CNC tool inserts

TOOL INSERT SIZE 1
Tool insert 49 x 103 x 17 mm

TOOL INSERT SIZE 2
Tool insert 74 x 103 x 17 mm

TOOL INSERT SIZE 3
Tool insert 99 x 103 x 17 mm



Workplace systems

workergo - the versatile one

WE C — WORKERGO
C-foot frame in general

WE C1 — WORKERGO
C-foot frame,
Clamp fixing

WE C2 — WORKERGO
C-foot frame, crank adjustment

WE C3 — WORKERGO
C-foot frame, electric,
1 motor, load capacity 180 kg

WE C4 — WORKERGO
C-foot frame, electric,
2 motors, load capacity 300 kg

WE V — WORKERGO
4-foot frame in general

WE V1 — WORKERGO
4-foot frame,
Clamp fixing

WE V2 — WORKERGO
4-foot frame,
Crank adjustment

WE V3 — WORKERGO
4-foot frame, electric,
1 motor, load capacity 180 kg

WE V4 — WORKERGO
4-foot frame, electric,
2 motors, load capacity 300 kg

workline - the highest one

WL 1 — WORKLINE
Clamp fixing

WL 2 — WORKLINE
Crank adjustment

WL 3 — WORKLINE
Electric height adjustment

workraster - the structured one

WR E — WORKRASTER
One-sided module, depth 800 mm

WR D — WORKRASTER
Two-sided module, depth 1460 mm

WR EK — WORKRASTER
One-sided module, short,
depth 550 mm

WR DK — WORKRASTER
Double-sided module, short,
depth 960 mm

workalu

WA 1 — WORKALU
General

powerline - the strongest ones

PL V — POWERLINE 4
4-foot frame, 900 kg load capacity

PL C — POWERLINE C
C-foot frame, 600 kg load capacity

hydline

hL 1 — HYDLINE 1
H-foot frame, crank adjustment
Load capacity 350 kg

hL 2 — HYDLINE 2
H-foot frame, electric
Load capacity 600 kg

hL EH — HYDLINE C
Frame design: H-foot frame

ESD workplaces

ESD — ESD VERSION
All workstations and accessories
approved for ESD

Ergonomics - your benefits

Erg — ERGONOMICS
Efficiency through occupational safety during the activity to be carried out

COMPRESSED AIR
Supply of compressed air for general consumption

PLANNING
Advice and planning checklists ensure an optimal outcome of your project

OPTIMISATION OF THE SPACE WITHIN REACH
Optimal range of movement with short receptacle paths and an unrestricted assembly area

LINKAGE
Optimization of the production flow by means of connecting workstations

LIGHTING
Guarantees optimal illumination and improves field of vision

ENERGY
Direct energy supply at the workstation

MOBILE
Fast, flexible work process thanks to maximum mobility

ESD
Avoiding defects and malfunctions by protecting electrostatically sensitive components

Solutions for your equipment

Are you looking for the right
equipment that is tailored to your needs?
Contact us and learn more today!

Bedrunka+Hirth workplace systems provide ideal conditions for comfortable work and project-related solutions. Module installation is simple and easy thanks to plug-in and mounting devices.

The base modules of the workstation series can be combined with each other or expanded, can be adapted to the work requirements, and can be adjusted to ensure optimal use of space. Assembly lines, U- or cross-formations and linking between workstations can also be implemented. The different module widths, lengths and heights result in a unique variety and maximum flexibility in the design of one-sided or duplex workstations. The systems can be assembled individually in a modular system according to your requirements.

Height adjustment is done steplessly using clamp fixing, crank or motor, or in 38 mm steps, and is therefore ideally suited for standing and sitting activities.

Furthermore, these unique Bedrunka+Hirth products feature a wide range of accessories, and are compatible with many of our multi-board accessories. These products ensure the perfect assembly of the workplace, including excellent illumination of the work surface, in every location. Direct supply of energy and compressed air allows versatile use of the workstation.
B+H workplace systems workraster, workline, workergo, workalu, powerline:

- Capacity with evenly distributed load up to 900 kg
- The modules are available in widths of 750 - 2000 mm
- Depth 550 - 1460 mm
- Height 700 - 2070 mm



Customized configuration options



Multi-board accessories
- Hooks, shelves



Height adjustment
- Crank adjustment, electric



Height adjustment
- Clamp fixing

The worktables and workbenches are generally equipped with levelling feet.





Benefits of ergonomic workplace design



ERGONOMICS
Efficiency through occupational safety during the activity to be carried out

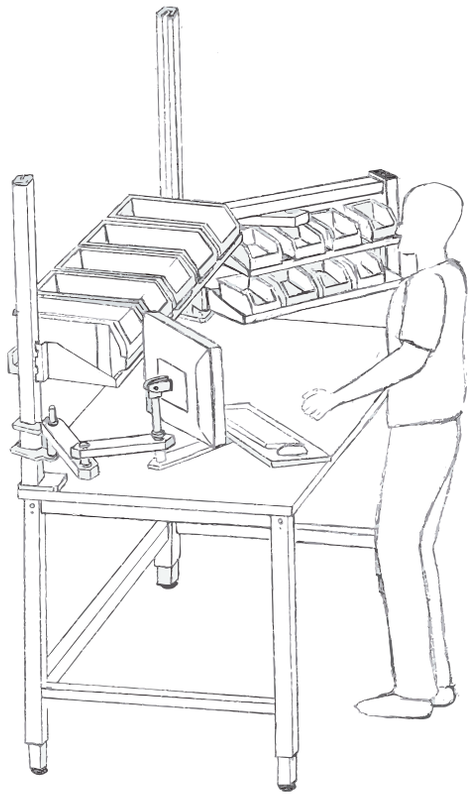

Ergonomics is the science of the universal laws of human labour. The goal is to create suitable working conditions for the people and to use technical facilities and tools, i.e. efficient and error-free execution of the work and protecting the employees against damage to their health. The focus here is on occupational safety, occupational protection as well as humanity and economic efficiency.

Ergonomics is supposed to serve as a link between humans and equipment. According to the ergonomic workplace design, the physical performance of the employee must match the work task (production ergonomics). The action and motion sequences, the physical effort to be made and the environmental influences depend on the above.



Fully in line with our philosophy



Workspaces are living spaces – where people spend much of their daily lives. The modular workplace systems of Bedrunka+Hirth offer ideal prerequisites for pleasant and efficient work – they are designed according to ergonomic standards with regard to people and technology.

Bedrunka+Hirth uses the latest findings from the field of ergonomics when designing its workplaces in order to ensure safe and smooth execution of the work and to optimise the daily working environment of its employees.

YOUR ADVANTAGES

- Improved quality thanks to optimal ergonomics, since workflows are simplified
- Lower error rate
- 20% performance increase through efficient work
- Increased performance potential and shortened processing time
- Healthier working and lower long-term costs due to less time off



Seated workstation setup

Erg

ERGONOMICS
Efficiency through occupational safety during the activity to be carried out

- Upper body in an upright position
- Upper arms are perpendicular
- Forearms are horizontal
- Viewing angle is approx. 40° downwards
- Thighs are horizontal
- Lower legs are vertical; feet are flat on the ground

Health-promoting working conditions are present if the main part of the daily working time includes regular alternation between sitting, standing and walking. A balanced load should consists of approx. 60% sitting, approx. 30% standing and approx. 10% walking.





Standing workstation setup



- Body is in an upright position
- Upper arms are positioned vertically downwards
- The angle between the upper and lower arm equal to or greater than 90 degrees, head and eye inclination together approx. 30 to 35°

DESIGN RECOMMENDATIONS

- Avoid prolonged standing
- Workplace change:
  Standing and sitting work
- Mixed work / group work
- Break-time amenities
- Tailored design of the workstation
- Standing aids
- Floor design
- Appropriate footwear
- Health-conscious behaviour



...the technology assists

WORKPLACE CHECKLISTS
Efficiency through occupational safety during the activity to be carried out

In order to optimise the workplace, we at Bedrunka+Hirth have created checklists for our own employees and for you as a specialist retailer in order to offer precisely the solution you need. A lack of exercise, poor-quality workstations and incorrect sitting positions can result in unhealthy changes to the musculoskeletal system. That's why postures and movements should be coordinated to the size of the worker's body. It is generally unusual for only one employee to work at a workstation. Instead, different working time systems (such as night shift, part-time, etc.) mean that several employees can work at a workstation, placing great importance on ergonomics. Working height is very important for the posture, which is why we offer height-adjustable workbenches and tables in various designs. Height adjustment is done steplessly using clamp fixing, crank or motor, and is therefore ideally suited for standing and sitting activities.

"Ergonomics **is supposed to serve as a link between** humans and equipment."



Workplace checklist

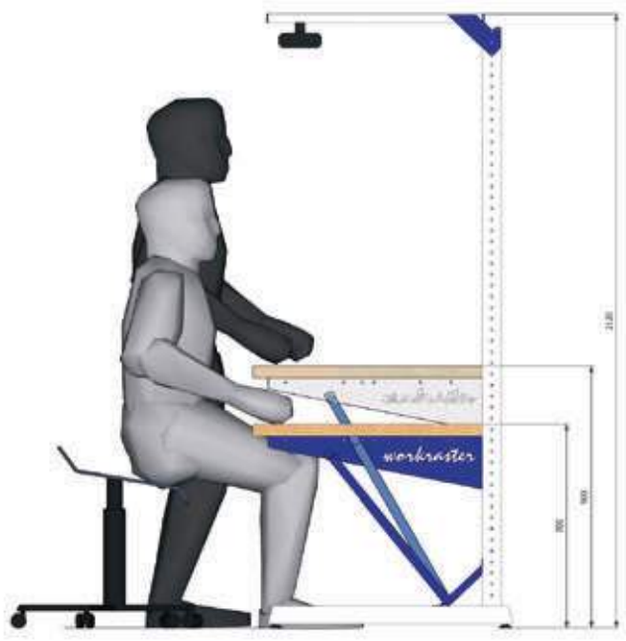

The accompanying image shows the different height adjustments for standing and sitting activities. The same applies to people with differing body sizes. Any number of tables can be linked together, and thus adapted to work requirements, ensuring optimal use of space. The system can be adapted to individual needs and circumstances of each user.

ADVANTAGES OF CHECKLISTS

- Constant repetition of the design standard
- Safe and fast aid for the planner
- No question is ignored in the execution and planning
- The work task, e.g. "Valve assembly" is specified by the planner in the form of a work plan.



...the technology assists

LIGHTING
Guarantee of a ideal and improvement of the visual field

In a natural, relaxed head posture, the head is inclined approx. 10-15 degrees. In relaxed posture, the eyes look approx. 15-20 degrees downwards. The gaze of a person with a natural posture is thus 25-35 degree downwards (measured from the horizontal line).
Constant focusing on objects causes eye fatigue. That is why, in an ideal visual field, items that are used frequently should be located straight ahead.

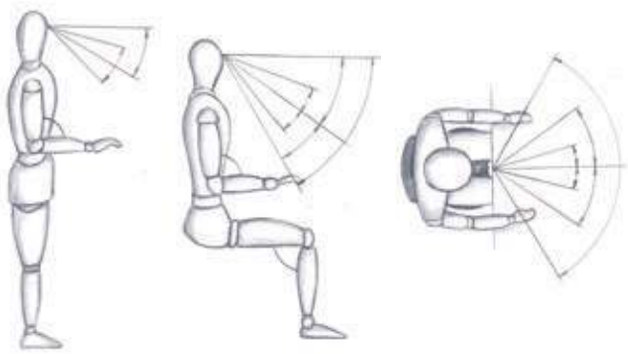

"The **lighting** of the workplace is of great significance for the employee, since 80% of all **sensations** perceived during a working day are **visual** in nature."



The right lighting



Workplace lamp
- LED, conventional



Magnifier lamp
- LED,



All-round workplace lamp
- LED

Work and vision are inextricably linked in most occupations. Special attention must therefore be paid to light at the workplace. Bedrunka+Hirth ensures perfect illumination and improves the field of vision by means of high-quality work lamps.

The lighting of the workplace is of great significance for the employee, since 80% of all sensations perceived during a working day are visual in nature. Bad visual conditions may affect the entire body. Feeling unwell, headache, irritated eyes and other symptoms increase noticeably. This is particularly significant in the workplace.

Key requirements are those that need to be met directly at the place of use. The spectrum of these requirements is so diverse that there can be no universally valid workplace lighting. Rather, the individual characteristics of the respective work process determine the parameters for optimal light.



Freedom of movement

OPTIMISATION OF THE SPACE WITHIN REACH
Optimal range of movement with short receptacle paths and an unrestricted assembly area

The dimensions of the assembly table handling areas cannot be determined uniformly. They depend on the body dimensions, the range of movement and the posture of the employee. These parameters determine the individual dimensions of the work zones. A corresponding optimization of the handling area ensures a more efficient workflow.

The swivel arms can be moved freely within the handling areas via three axles, according to the current work sequence. They allow short receptacle paths and an unrestricted assembly area.



Rotary plate



Pivot arms
- Shelves, perforated and slotted walls



Balancers
- Balancer



The four reach zones

- **Centre of work:** In the direct visual field, both hands work optimally together in a confined space.
- **Extended centre of work:** In this zone, both hands reach all the necessary work materials with the optimal range of motion.
- **One-hand zone:** Here, tools and parts can be picked up or put down with one hand.
- **Extended one-hand zone:** Outermost range of available reach zone.





Customised workplace

Erg

ERGONOMICS
Efficiency through occupational safety during the activity to be carried out

4 Overhead frame

Overhead frames allow attaching equipment rails for mounting system lights and/or trolleys

3 Workbench set-up

Determine the type, design and size of the required workbench set-up on the table top

2 Worktop

Depending on the application, different counter-tops in different thicknesses are used

1 Base frame

Select the base frame of the desk according to the requested criteria





5 Lighting

Specify the right lighting according to the individual characteristics of the respective work process

6 Accessories

Accessories such as balancers, shelves, storage containers, hooks, and much more offer countless additional options for upgrading or retrofitting

7 Pivot arms

Swivel arms optimize the reach clearance and allow short receptacle paths in an unrestricted workspace

8 Energy and compressed air

Direct supply of energy and compressed air allows versatile use of the workstation

9 Accessories

Accessories such as drawer cabinets, mobile units, parts trolleys, chairs and standing aids complete the system

Workplace systemfeatures

workraster - the structured one

The **workraster** is the "entry-level model" among our ergonomic workplace systems. Thanks to a structured grid arrangement of 38 mm, the worktable can be individually set to your required height and is therefore suitable for both sitting and standing activities. With a load capacity of 300 kg with an even load, it is ideal for the assembly of small to medium-sized parts.



workergo - the versatile one



The **workergo** is the most versatile workplace system. Six different frame widths, three different frame depths and four different types of height adjustment make the workergo C-foot and 4-foot a versatile worktable.



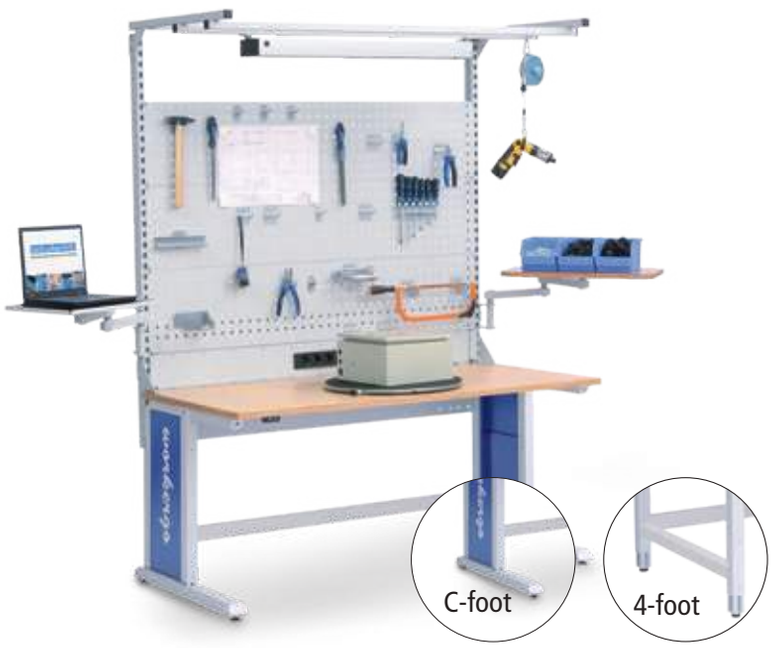

Our features at a glance	
Modular system	Base modules are connected to each other by means of cross-members - add-on modules are not required
Can be retrofitted	Extension of existing workstations, inline and corner combinations possible
Frame widths	1000, 1500 mm
Frame depths	500, 800, 960, 1460 mm
Frame heights	1348, 2070 mm
Work height without worktop	715 – 1057 mm with reinforcement rod | Recommended: 829 mm
Height adjustment	Height grid arrangement of 38 mm
Frame design	L-foot
Load capacity	300 kg with even load

Our features at a glance	
Modular system	Freely selectable combinations from frame to worktop
Can be retrofitted	Multi-board setup and optional accessories
Frame widths	1000, 1250, 1500 and 2000 mm (750 and 1750 mm on request)
Frame depths	600, 750, 900 mm
Travel speed	6.25 mm/s
Work height without worktop	670-1015 mm | Travel: 345 mm
Height adjustment	Four different types: Clamp fixing, crank adjustment, electric height adjustment with 1 motor, electric height adjustment with 2 motors
Frame design	C-foot and 4-foot
Load capacity	180-300 kg with uniform load depending on height adjustment

You can find further information on workraster on page 314

You can find further information on workergo on page 332

workline - the highest one

The **workline** worktable achieves a working height of 1100 mm thanks to its continuous height adjustment and is therefore also an optimal standing workplace. At the same time, its simple and functional design ensures an ergonomic seated workplace.



powerline - the strongest ones

Thanks to its electric height adjustment, the **powerline** quietly moves to the required working height in a range of 705-1155 mm with a vertical travel speed of 9 mm/s without load. Thus, the powerline creates a flexible seated/standing workplace without long waiting times. At the same time, the quiet worktable has an extremely high load capacity.







Our features at a glance	
Modular system	Individual workstations can be quickly expanded to group workstations
Can be retrofitted	Wide range of accessories: Flexible design and conversion of the workplace
Frame widths	1000, 1500 mm
Frame depths	750 mm
Travel speed	6.25 mm/s
Work height without worktop	735-1100 mm | Travel: 365 mm
Height adjustment	Three different types:Clamp fixing, crank adjustment, electric height adjustment
Frame design	A-foot
Load capacity	180-200 kg with uniform load depending on height adjustment

Features at a glance	
Can be retrofitted	Multi-board setup or stand and optional accessories such as foot switch
Frame widths	1250, 1500, 2000 mm
Frame depth	750, 900 mm
Travel speed	9 mm/s without load
Work height without worktop	705-1155 mm | Travel: 450 mm
Height adjustment	Electric height adjustment
Frame design	C-foot and 4-foot
Load capacity	600-900 kg with uniform load depend-ing on frame design

You can find further information on workline on page 358

You can find further heavy load tables on page 378

Grid subdivision

	Series	Series	Series	Series	Series
	workline	maxmobile 1	maxmobile 2	T500	T500
					
	Housing W x D	Housing W x D	Housing W x D	Housing W x D	Housing W x D
	365 x 400	630 x 390	630 x 490	380 x 500	530 x 500
Housing height	Usable heights	Usable heights	Usable heights	Usable heights	Usable heights
208	–	–	–	–	–
215	–	–	–	150	–
358	–	–	–	–	–
365	–	–	–	300*	300*
465	–	–	–	400*	400*
469	–	–	–	–	350
500	400	–	–	–	–
519	–	–	–	–	400
619	–	–	–	–	500
719	–	600	600	–	600
819	–	–	–	–	700
919	–	–	–	–	800
1019	–	–	–	–	900
1219	–	–	–	–	–
1319	–	–	–	–	–
1519	–	–	–	–	–
					
	Drawer W x D	Drawer W x D	Drawer W x D	Drawer W x D	Drawer W x D
	300 x 350	600 x 300	600 x 400	300 x 400	450 x 400
Front height	Load capacity	Load capacity	Load capacity	Load capacity	Load capacity
50	–	35 kg	35 kg	–	–
75	–	35 kg	35 kg	50 / 75 kg	50 / 75 kg
100	20 kg	35 kg	35 kg	50 / 75 kg	50 / 75 kg
125	–	–	–	–	–
150	–	35 kg	35 kg	50 / 75 kg	50 / 75 kg
175	–	–	–	–	–
200	20 kg	35 kg	35 kg	50 / 75 kg	50 / 75 kg
250	–	–	–	–	50 / 75 kg
300	–	–	–	50 / 75 kg	50 / 75 kg
400	20 kg	–	–	–	–
	Series	Series	Series	Series	Serie
	workline	maxmobile 1	maxmobile 2	T500	T500
	T370 12-14	T390 24-12	T490 24-16	T500 12-16	T500 18-16
Grid:	**R 12-14**	**R 24-12**	**R 24-16**	**R 12-16**	**R 18-16**

All dimensions in mm

	Serie	Serie	Serie	Serie	Serie	Serie
	T500	T500	T736	T736	T736	T736
						
	Housing B x T	Housing B x T	Housing B x T	Housing B x T	Housing B x T	Housing B x T
	680 x 500	980 x 500	555 x 736	705 x 736	1005 x 736	1305 x 736
Housing height	Usable heights	Usable heights	Usable heights	Usable heights	Usable heights	Usable heights
208	–	–	150*	–	–	–
215	–	–	150*	–	–	–
358	–	–	300*	300	–	–
365	–	–	300*	–	–	–
465	–	–	400*	–	–	–
469	–	–	–	–	–	–
500	–	–	–	–	–	–
519	400	–	400	400	400	–
619	500	500	500	500	500	–
719	600	600	600	600	600	–
819	700	700	700	700	700	700
919	800	800	800	800	800	800
1019	900	900	900	900	900	900
1219	–	–	1100	1100	1100	1100
1319	1200	1200	1200	1200	1200	1200
1519	–	–	1400	1400	1400	1400
						
	Drawer W x D	Drawer W x D	Drawer W x D	Drawer W x D	Drawer W x D	Drawer W x D
	600 x 400	900 x 400	450 x 600	600 x 600	900 x 600	1200 x 600
Front height	Load capacity	Load capacity	Load capacity	Load capacity	Load capacity	Load capacity
50	–	–	70 kg	70 kg	70 kg	–
75	50 / 75 kg	50 / 75 kg	100 kg	100 kg	100 kg	100 kg
100	50 / 75 kg	50 / 75 kg	100 / 180 kg	100 / 180 kg	100 / 180 kg	180 kg
125	–	–	100 / 180 kg	100 / 180 kg	100 / 180 kg	180 kg
150	50 / 75 kg	50 / 75 kg	100 / 180 / 300 kg	100 / 180 / 300 kg	100 / 180 / 300 kg	180 / 300 kg
175	–	–	100 / 180 / 300 kg	100 / 180 / 300 kg	100 / 180 / 300 kg	180 / 300 kg
200	50 / 75 kg	50 / 75 kg	100 / 180 / 300 kg	100 / 180 / 300 kg	100 / 180 / 300 kg	180 / 300 kg
250	50 / 75 kg	50 / 75 kg	100 / 180 / 300 kg	100 / 180 / 300 kg	100 / 180 / 300 kg	180 / 300 kg
300	50 / 75 kg	50 / 75 kg	100 / 180 / 300 kg	100 / 180 / 300 kg	100 / 180 / 300 kg	–
400	–	–	100 / 180 kg	100 / 180 kg	100 / 180 kg	–
	Serie	Serie	Serie	Serie	Serie	Serie
	T500	T500	T736	T736	T736	T736
	T500 24-16	T500 36-16	T736 18-24	T736 24-24	T736 36-24	T736 48-24
Grid:	**R 24-16**	**R 36-16**	**R 18-24**	**R 24-24**	**R 36-24**	**R 48-24**

* Hanging drawer block, bottom open

Contents



Drawer cabinets  Page 62

MRS®  Page 138

CNC storage and transport systems  Page 168

Workbenches  Page 194

workraster - the structured one  Page 314

workergo - the versatile one  Page 332

workline - the highest one  Page 358

Heavy load tables - the strongest ones  Page 378

Drawer cabinets





New variants

T500 series | Drawer cabinets and divider materials Page 66




T500 series | Individual equipment Page 86



New variants

T736 series | Drawer cabinets and divider materials Page 90





T736 series | Individual equipment Page 120




Locking systems Page 128




Accessories and spare parts for all series Page 132

All series offer:

- Secure central locking with "B+H locking system", theft-proof, combination locking systems possible
- Pull-out 100 % with various drawer load capacities of 50 - 300 kg
- Increased security against tipping over through single drawer pull-out, only one drawer can be opened at a time
- Very stable housing with reinforced frame
- Powder coating in 15 standard colours in eco-friendly painting procedure, two-colour paint of standard colours without surcharge
- Production exclusively in Germany



Grid subdivision

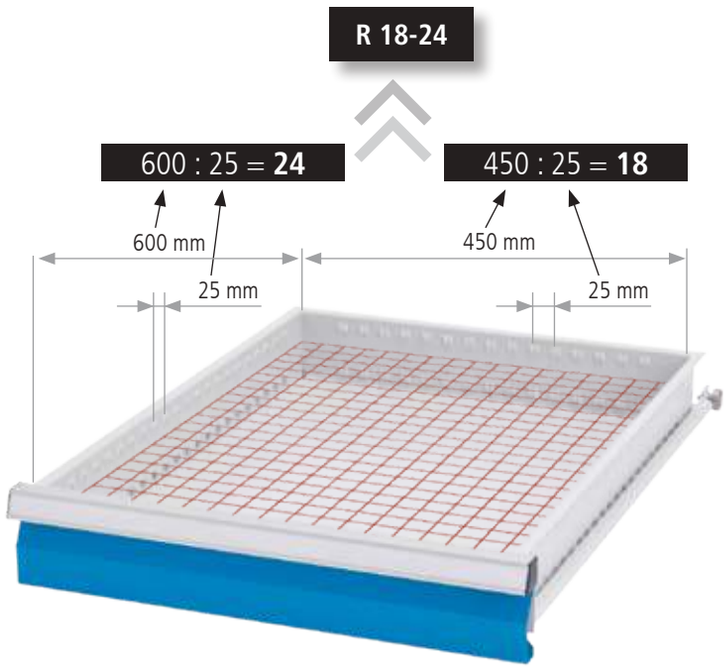

Usable drawer dimension

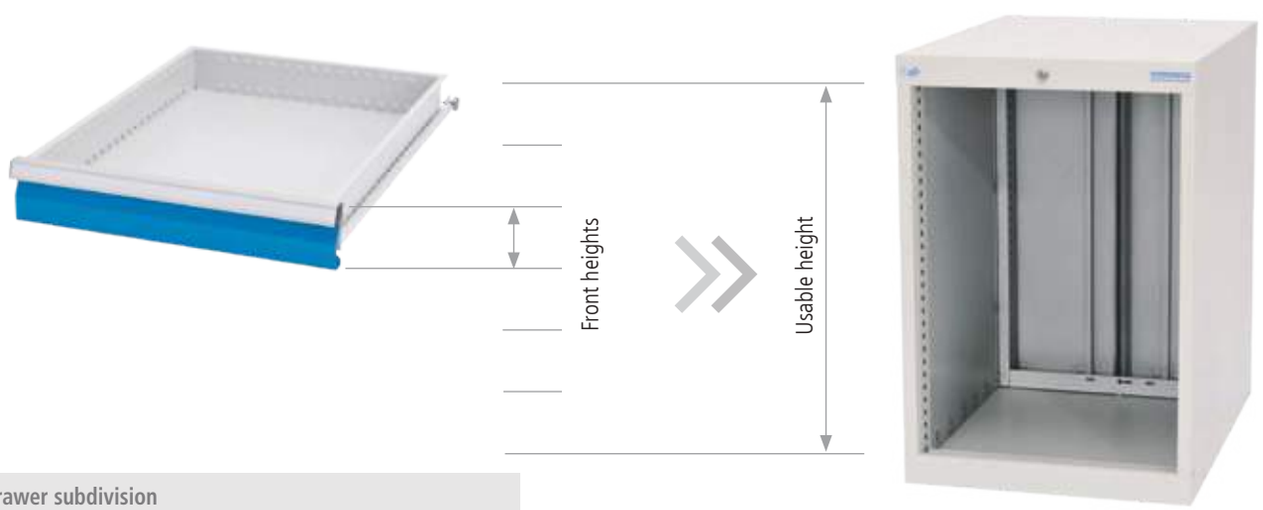

Drawer subdivision



Subdivision & accessories

T500



Features

3 widths:
- **R 18-16:** width 530 mm
- **R 24-16:** width 680 mm
- **R 36-16:** width 980 mm

- **Housing depth 500 mm**
- Internal drawer depth generally 400 mm

Different heights:
- **R 18-16:** height 469, 519, 619, 719, 819, 919 and 1019 mm
- **R 24-16:** height 519, 619, 719, 819, 919, 1019 and 1319 mm
- **R 36-16:** height 619, 719, 819, 919, 1019 and 1319 mm

- Integrated aluminium handle bars flush with housing

- Galvanised drawers **with slotted side walls on a 50 mm grid** for dividers – fast, comprehensive, rational subdivision is guaranteed

- Drawers with front heights: 75, 100, 150, 200, 250 and 300 mm

- Cabinet housing, maximum load of up to 1.2 t

- Ball bearing guides
- Full pull-out (FP) 100 %
- Load capacity either 50 kg or 75 kg
- **Only a load capacity of 50 kg is possible for drawers with a front height of 75 mm**



		Series	Series	Series	Series
		T500	T500	T500	T500
					
		Housing W x D	Housing W x D	Housing W x D	Housing W x D
		380 x 500	530 x 500	680 x 500	980 x 500
Housing height		Usable heights	Usable heights	Usable heights	Usable heights
208		–	–	–	–
215		150	–	–	–
358		–	–	–	–
365		300	–	–	–
465		400	–	–	–
469		–	350	–	–
500		–	–	–	–
519		–	400	400	–
619		–	500	500	500
719		–	600	600	600
819		–	700	700	700
919		–	800	800	800
1019		–	900	900	900
1219		–	–	–	–
1319		–	–	1200	1200
1519		–	–	–	–
					
					
		Drawer W x D	Drawer W x D	Drawer W x D	Drawer W x D
		300 x 400	450 x 400	600 x 400	900 x 400
Front height	Shell height	Load capacity	Load capacity	Load capacity	Load capacity
50	–	–	–	–	–
75	59	50 / 75 kg	50 / 75 kg	50 / 75 kg	50 / 75 kg
100	85	50 / 75 kg	50 / 75 kg	50 / 75 kg	50 / 75 kg
125	–	–	–	–	–
150	135	50 / 75 kg	50 / 75 kg	50 / 75 kg	50 / 75 kg
175	–	–	–	–	–
200	185	50 / 75 kg	50 / 75 kg	50 / 75 kg	50 / 75 kg
250	185	–	50 / 75 kg	50 / 75 kg	50 / 75 kg
300	185	50 / 75 kg	50 / 75 kg	50 / 75 kg	50 / 75 kg
400	–	–	–	–	–
		Series	Series	Series	Series
		T500	T500	T500	T500
		T500 12-16	T500 18-16	T500 24-16	T500 36-16
Grid:		**R 12-16**	**R 18-16**	**R 24-16**	**R 36-16**

All dimensions in mm



Usable height 350 to 900 mm
Example:
Usable height 500 mm
Item no.
01.046

Number of drawers (front height) Example:
4 drawers
Usable height 500 mm

Complete order example:
Item no.
01.046 +
3x 60.046.100VA
1x 60.046.200VA

Housing including locking system, cylinder lock and two keys



01.045 01.046 01.047 01.049 01.040

Total height = usable height + 119 mm

Item no.	Dimensions in mm (WxDxH)	Usable height in mm
01.044	530 x 500 x 469	350
01.045	530 x 500 x 519	400
01.046	530 x 500 x 619	500
01.047	530 x 500 x 719	600
01.048	530 x 500 x 819	700
01.049	530 x 500 x 919	800
01.040	530 x 500 x 1019	900

Please visit our drawer cabinet configurator
www.bedrunka-hirth.de



Drawers incl. rails



450 x 400 mm (WxD)

Item no.	Front height in mm	Shell height in mm	Usable height in mm	Load capacity
60.046.075VA	75	59	60	50 kg
60.046.100VA	100	85	90	50 kg
60.046.150VA	150	135	140	50 kg
60.046.200VA	200	185	190	50 kg
60.046.250VA	250	185	240	50 kg
60.046.300VA	300	185	290	50 kg
60.046.100VA-75	100	85	90	75 kg
60.046.150VA-75	150	135	140	75 kg
60.046.200VA-75	200	185	190	75 kg
60.046.250VA-75	250	185	240	75 kg
60.046.300VA-75	300	185	290	75 kg

Possible variants as examples

Front height/usable height	350	400	500	500	700	700	700	800	900	900	900	900
75	2x	–	2x	–	–	2x	–	–	4x	2x	–	–
100	2x	4x	–	2x	2x	1x	2x	4x	–	2x	1x	–
150	–	–	1x	2x	–	–	2x	–	2x	2x	2x	2x
200	–	–	1x	–	1x	2x	1x	2x	–	–	1x	–
250	–	–	–	–	–	1x	–	–	–	1x	–	–
300	–	–	–	–	1x	–	–	–	1x	–	1x	2x

530 x 500 x 619 mm (W x D x H)

- Welded sheet steel construction
- Housing: powder-coated
- Drawers: galvanised
- Central locking
- Drawers with full pull-out 100%
- Load capacity of drawers either 50 kg or 75 kg
- **Drawers with front height 75 mm only with load capacity 50 kg possible**
- Drawer guides on ball-bearings
- Individual pull-out lock
- Individual locking per drawer possible
- Handle bars with insertable labelling strip
- Drawer front height: 75, 100, 150, 200, 250, 300 mm
- Usable drawer dimension: 450 x 400 mm
- Individual arrangements see page 68/69

Suitable divider material can be found on page 73



- 3x drawer

Item no.	Load capacity
46.102	50 kg
46.102-75	75 kg



- 3x drawer

Item no.	Load capacity
46.021	50 kg
46.021-75	75 kg



- 4x drawer

Item no.	Load capacity
46.220	50 kg
46.220-75	75 kg



- 4x drawer

Item no.	Load capacity
46.301	50 kg
46.301-75	75 kg



- 5x drawer

Item no.	Load capacity
46.2210	50 kg
46.2210-75	75 kg



- 5x drawer

Item no.	Load capacity
46.500	50 kg
46.500-75	75 kg

530 x 500 x 819 mm (W x D x H)

- Welded sheet steel construction
- Housing: powder-coated
- Drawers: galvanised
- Central locking
- Drawers with full pull-out 100%
- Load capacity of drawers either 50 kg or 75 kg
- **Drawers with front height 75 mm only with load capacity 50 kg possible**
- Drawer guides on ball-bearings
- Individual pull-out lock
- Individual locking per drawer possible
- Handle bars with insertable labelling strip
- Drawer front height: 75, 100, 150, 200, 250, 300 mm
- Usable drawer dimension: 450 x 400 mm
- Individual arrangements see page 68/69

Suitable divider material can be found on page 73



- 4x drawer

Item no.	Load capacity
48.022	50 kg
48.022-75	75 kg



- 5x drawer

Item no.	Load capacity
48.21101	50 kg
48.21101-75	75 kg



- 5x drawer

Item no.	Load capacity
48.140	50 kg
48.140-75	75 kg



- 6x drawer

Item no.	Load capacity
48.501	50 kg
48.501-75	75 kg



- 6x drawer

Item no.	Load capacity
48.420	50 kg
48.420-75	75 kg



- 7x drawer

Item no.	Load capacity
48.700	50 kg
48.700-75	75 kg

530 x 500 x 1019 mm (W x D x H)

- Welded sheet steel construction
- Housing: powder-coated
- Drawers: galvanised
- Central locking
- Drawers with full pull-out 100%
- Load capacity of drawers either 50 kg or 75 kg
- **Drawers with front height 75 mm only with load capacity 50 kg possible**
- Drawer guides on ball-bearings
- Individual pull-out lock
- Individual locking per drawer possible
- Handle bars with insertable labelling strip
- Drawer front height: 75, 100, 150, 200, 250, 300 mm
- Usable drawer dimension: 450 x 400 mm
- Individual arrangements see page 68/69

Suitable divider material can be found on page 73



- 6x drawer

Item no.	Load capacity
40.303	50 kg
40.303-75	75 kg



- 7x drawer

Item no.	Load capacity
40.421	50 kg
40.421-75	75 kg



- 7x drawer

Item no.	Load capacity
40.340	50 kg
40.340-75	75 kg



- 8x drawer

Item no.	Load capacity
40.620	50 kg
40.620-75	75 kg



- 8x drawer

Item no.	Load capacity
40.701	50 kg
40.701-75	75 kg



- 9x drawer

Item no.	Load capacity
40.44010	50 kg
40.44010-75	75 kg

Drawer inserts | ABS



Small parts boxes | 12 parts
- 3x SPB 150 x 150 mm
- 4x SPB 75 x 150 mm
- 4x SPB 75 x 75 mm
- 1x CCR 450 mm

Item no.	Front height in mm
146-132-075	75
146-132	100



Trough plates | 29 parts
- 4x TP with 4 troughs
- 2x TP with 3 troughs
- 16x SDIV for 4 troughs
- 6x SDIV for 3 troughs
- 1x CCR 450 mm

Item no.	Front height in mm
146-130-075	75
146-130	100



Ribbed rubber insert | oil-proof
- 450 x 400 mm
- Smooth closing of the drawer also in connection with metal drawer subdivision
- Applies to all front heights

Item no.
65.046.530

Metal divider | galvanised sheet steel



Metal divider | 8 parts
- 2x CCR 400 mm
- 6x DIV 150 mm

Item no.	Front height in mm
146-139-75	75
146-139-100	100
146-139-150	150
146-139-200	200



Metal divider | 5 parts
- 1x CCR 400 mm
- 2x DIV 200 mm
- 2x DIV 250 mm

Item no.	Front height in mm
146-135-75	75
146-135-100	100
146-135-150	150
146-135-200	200



Metal divider | 9 parts
- 3x CCR 400 mm
- 5x DIV 100 mm
- 1x DIV 150 mm

Item no.	Front height in mm
146-137-75	75
146-137-100	100
146-137-150	150
146-137-200	200



Metal divider | 2 parts
- 2x CCR 400 mm

Item no.	Front height in mm
146-140-75	75
146-140-100	100
146-140-150	150
146-140-200	200



Metal divider | 5 parts
- 1x CCR 400 mm
- 2x DIV 300 mm
- 2x DIV 150 mm

Item no.	Front height in mm
146-141-75	75
146-141-100	100
146-141-150	150
146-141-200	200



Metal divider | 15 parts
- 3x CCR 400 mm
- 9x DIV 100 mm
- 3x DIV 150 mm

Item no.	Front height in mm
146-142-75	75
146-142-100	100
146-142-150	150
146-142-200	200

CCR = Centre compartment rails, DIV = Divider, SPB = Small Parts Box, TP = Trough Plate, SDIV = Slot-in divider



Usable height 400 to 1200 mm
Example:
Usable height 700 mm
Item no.
01.068

Number of drawers (front height)
Example:
4 drawers
Usable height 700 mm

Complete order example:
Item no.
01.068 +
2x 60.068.150VA
2x 60.068.200VA

Housing including locking system, cylinder lock and two keys



01.065 01.067 01.068 01.0613

Total height = usable height + 119 mm

Item no.	Dimensions in mm (WxDxH)	Usable height in mm
01.065	680 x 500 x 519	400
01.066	680 x 500 x 619	500
01.067	680 x 500 x 719	600
01.068	680 x 500 x 819	700
01.069	680 x 500 x 919	800
01.060	680 x 500 x 1019	900
01.0613	680 x 500 x 1319	1200

Please visit our drawer cabinet configurator
www.bedrunka-hirth.de



Drawers incl. rails



600 x 400 mm (WxD)

Item no.	Front height in mm	Shell height in mm	Usable height in mm	Load capacity
60.068.075VA	75	59	60	50 kg
60.068.100VA	100	85	90	50 kg
60.068.150VA	150	135	140	50 kg
60.068.200VA	200	185	190	50 kg
60.068.250VA	250	185	240	50 kg
60.068.300VA	300	185	290	50 kg
60.068.100VA-75	100	85	90	75 kg
60.068.150VA-75	150	135	140	75 kg
60.068.200VA-75	200	185	190	75 kg
60.068.250VA-75	250	185	240	75 kg
60.068.300VA-75	300	185	290	75 kg

Possible variants as examples

Front height/usable height	400	500	500	600	700	700	800	900	900	900	1200
75	–	2x	–	–	2x	–	–	4x	2x	–	–
100	4x	–	2x	3x	1x	2x	4x	–	2x	1x	3x
150	–	1x	2x	–	–	2x	–	2x	2x	2x	2x
200	–	1x	–	–	2x	1x	2x	–	–	1x	3x
250	–	–	–	–	1x	–	–	–	1x	–	–
300	–	–	–	1x	–	–	–	1x	–	1x	–

680 x 500 x 819 mm (W x D x H)

- Welded sheet steel construction
- Housing: powder-coated
- Drawers: galvanised
- Central locking
- Drawers with full pull-out 100%
- Load capacity of drawers either 50 kg or 75 kg
- **Drawers with front height 75 mm only with load capacity 50 kg possible**
- Drawer guides on ball-bearings
- Individual pull-out lock
- Individual locking per drawer possible
- Handle bars with insertable labelling strip
- Drawer front height: 75, 100, 150, 200, 250, 300 mm
- Usable drawer dimension: 600 x 400 mm
- Individual arrangements see page 74/75

Suitable divider material can be found on page 79



- 4x drawer

Item no.	Load capacity
68.022	50 kg
68.022-75	75 kg



- 5x drawer

Item no.	Load capacity
68.140	50 kg
68.140-75	75 kg



- 6x drawer

Item no.	Load capacity
68.501	50 kg
68.501-75	75 kg



- 6x drawer

Item no.	Load capacity
68.420	50 kg
68.420-75	75 kg



- 7x drawer

Item no.	Load capacity
68.700	50 kg
68.700-75	75 kg



- 7x drawer

Item no.	Load capacity
68.24100	50 kg
68.24100-75	75 kg

680 x 500 x 1019 mm (W x D x H)

- Welded sheet steel construction
- Housing: powder-coated
- Drawers: galvanised
- Central locking
- Drawers with full pull-out 100%
- Load capacity of drawers either 50 kg or 75 kg
- **Drawers with front height 75 mm only with load capacity 50 kg possible**
- Drawer guides on ball-bearings
- Individual pull-out lock
- Individual locking per drawer possible
- Handle bars with insertable labelling strip
- Drawer front height: 75, 100, 150, 200, 250, 300 mm
- Usable drawer dimension: 600 x 400 mm
- Individual arrangements see page 74/75

Suitable divider material can be found on page 79



- 6x drawer

Item no.	Load capacity
60.303	50 kg
60.303-75	75 kg



- 7x drawer

Item no.	Load capacity
60.421	50 kg
60.421-75	75 kg



- 7x drawer

Item no.	Load capacity
60.41011	50 kg
60.41011-75	75 kg



- 7x drawer

Item no.	Load capacity
60.340	50 kg
60.340-75	75 kg



- 8x drawer

Item no.	Load capacity
60.620	50 kg
60.620-75	75 kg



- 8x drawer

Item no.	Load capacity
60.701	50 kg
60.701-75	75 kg

680 x 500 x 1319 mm (W x D x H)

- Welded sheet steel construction
- Housing: powder-coated
- Drawers: galvanised
- Central locking
- Drawers with full pull-out 100%
- Load capacity of drawers either 50 kg or 75 kg
- **Drawers with front height 75 mm only with load capacity 50 kg possible**
- Drawer guides on ball-bearings
- Individual pull-out lock
- Individual locking per drawer possible
- Handle bars with insertable labelling strip
- Drawer front height: 75, 100, 150, 200, 250, 300 mm
- Usable drawer dimension: 600 x 400 mm
- Individual arrangements see page 74/75

Suitable divider material can be found on page 79



- 8x drawer

Item no.	Load capacity
613.404	50 kg
613.404-75	75 kg



- 8x drawer

Item no.	Load capacity
613.242	50 kg
613.242-75	75 kg



- 9x drawer

Item no.	Load capacity
613.441	50 kg
613.441-75	75 kg

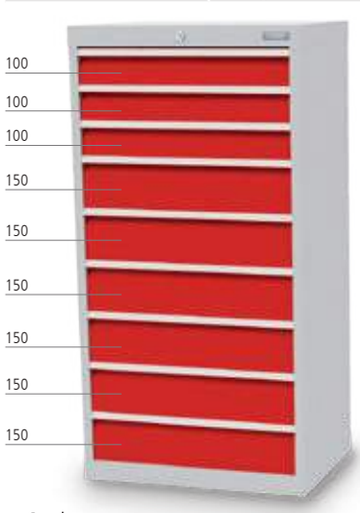

- 9x drawer

Item no.	Load capacity
613.360	50 kg
613.360-75	75 kg

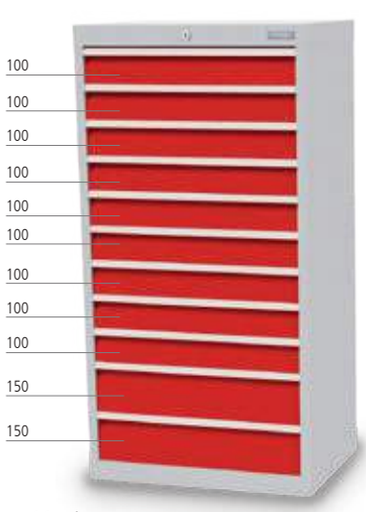

- 11x drawer

Item no.	Load capacity
613.920	50 kg
613.920-75	75 kg

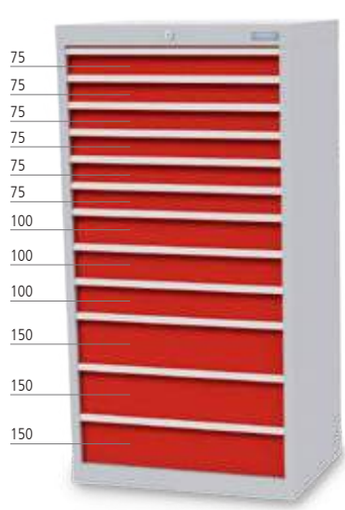

- 12x drawer

Item no.	Load capacity
613.63300	50 kg
613.63300-75	75 kg

Drawer inserts | ABS



Trough plates | 37 parts
- 4x TP with 4 troughs
- 2x TP with 3 troughs
- 2x TP with 2 troughs
- 16x SDIV for 4 troughs
- 6x SDIV for 3 troughs
- 4x SDIV for 2 troughs
- 1x CCR 600 mm
- 2x DIV 100 mm

Item no.	Front height in mm
168-130-075	75
168-130	100



Small parts boxes | 16 parts
- 5x SPB 150 x 150 mm
- 4x SPB 75 x 150 mm
- 4x SPB 75 x 75 mm
- 1x CCR 600 mm
- 2x DIV 100 mm

Item no.	Front height in mm
168-132-075	75
168-132	100



Ribbed rubber insert | oil-proof
- 600 x 400 mm
- Smooth closing of the drawer also in connection with metal drawer subdivision
- Applies to all front heights

Item no.
65.068.530

Metal divider | galvanised sheet steel



Metal divider | 5 parts
- 1x CCR 400 mm
- 4x DIV 300 mm

Item no.	Front height in mm
168-144-75	75
168-144-100	100
168-144-150	150
168-144-200	200



Metal divider | 3 parts
- 1x CCR 400 mm
- 2x DIV 300 mm

Item no.	Front height in mm
168-146-75	75
168-146-100	100
168-146-150	150
168-146-200	200



Metal divider | 6 parts
- 2x CCR 400 mm
- 4x DIV 200 mm

Item no.	Front height in mm
168-145-75	75
168-145-100	100
168-145-150	150
168-145-200	200



Metal divider | 11 parts
- 3x CCR 400 mm
- 8x DIV 150 mm

Item no.	Front height in mm
168-139-75	75
168-139-100	100
168-139-150	150
168-139-200	200



Metal divider | 7 parts
- 2x CCR 400 mm
- 5x DIV 200 mm

Item no.	Front height in mm
168-136-75	75
168-136-100	100
168-136-150	150
168-136-200	200



Metal divider | 7 parts
- 3x CCR 400 mm
- 4x DIV 150 mm

Item no.	Front height in mm
168-137-75	75
168-137-100	100
168-137-150	150
168-137-200	200

CCR = Centre compartment rails, DIV = Divider, SPB = Small Parts Box, TP = Trough Plate, SDIV = Slot-in divider



Usable height 500 to 1200 mm
Example:
Usable height 700 mm
Item no.
01.098

Number of drawers (front height)
Example:
4 drawers
Usable height 700 mm

Complete order example:
Item no.
01.098 +
1x 60.098.100VA
4x 60.098.150VA

Housing including locking system, cylinder lock and two keys



01.096

01.099

01.0913

Total height = usable height + 119 mm

Item no.	Dimensions in mm (WxDxH)	Usable height in mm
01.096	980 x 500 x 619	500
01.097	980 x 500 x 719	600
01.098	980 x 500 x 819	700
01.099	980 x 500 x 919	800
01.090	980 x 500 x 1019	900
01.0913	980 x 500 x 1319	1200

Please visit our drawer cabinet configurator
www.bedrunka-hirth.de



Drawers incl. rails



900 x 400 mm (WxD)

Item no.	Front height in mm	Shell height in mm	Usable height in mm	Load capacity
60.098.075VA	75	59	60	50 kg
60.098.100VA	100	85	90	50 kg
60.098.150VA	150	135	140	50 kg
60.098.200VA	200	185	190	50 kg
60.098.250VA	250	185	240	50 kg
60.098.300VA	300	185	290	50 kg
60.098.100VA-75	100	85	90	75 kg
60.098.150VA-75	150	135	140	75 kg
60.098.200VA-75	200	185	190	75 kg
60.098.250VA-75	250	185	240	75 kg
60.098.300VA-75	300	185	290	75 kg

Possible variants as examples

Front height/usable height	500	500	700	700	700	700	800	900	900	1200
75	2x	–	–	–	2x	–	–	2x	–	–
100	–	2x	2x	5x	1x	2x	4x	2x	1x	3x
150	1x	2x	–	–	–	2x	–	2x	2x	2x
200	1x	–	1x	1x	2x	1x	2x	–	1x	3x
250					1x			1x		
300	–	–	1x	–	–	–	–	1x	1x	–

980 x 500 x 819 mm (W x D x H)

- Welded sheet steel construction
- Housing: powder-coated
- Drawers: galvanised
- Central locking
- Drawers with full pull-out 100%
- Load capacity of drawers either 50 kg or 75 kg
- **Drawers with front height 75 mm only with load capacity 50 kg possible**
- Drawer guides on ball-bearings
- Individual pull-out lock
- Individual locking per drawer possible
- Handle bars with insertable labelling strip
- Drawer front height: 75, 100, 150, 200, 250, 300 mm
- Usable drawer dimension: 900 x 400 mm
- Individual arrangements see page 80/81

Suitable divider material can be found on page 85



- 5x drawer

Item no.	Load capacity
98.140	50 kg
98.140-75	75 kg



- 5x drawer

Item no.	Load capacity
98.221	50 kg
98.221-75	75 kg



- 6x drawer

Item no.	Load capacity
98.501	50 kg
98.501-75	75 kg



- 6x drawer

Item no.	Load capacity
98.420	50 kg
98.420-75	75 kg



- 7x drawer

Item no.	Load capacity
98.700	50 kg
98.700-75	75 kg



- 8x drawer

Item no.	Load capacity
98.44000	50 kg
98.44000-75	75 kg

980 x 500 x 1019 mm (W x D x H)

- Welded sheet steel construction
- Housing: powder-coated
- Drawers: galvanised
- Central locking
- Drawers with full pull-out 100%
- Load capacity of drawers either 50 kg or 75 kg
- **Drawers with front height 75 mm only with load capacity 50 kg possible**
- Drawer guides on ball-bearings
- Individual pull-out lock
- Individual locking per drawer possible
- Handle bars with insertable labelling strip
- Drawer front height: 75, 100, 150, 200, 250, 300 mm
- Usable drawer dimension: 900 x 400 mm
- Individual arrangements see page 80/81

Suitable divider material can be found on page 85



- 6x drawer

Item no.	Load capacity
90.303	50 kg
90.303-75	75 kg



- 7x drawer

Item no.	Load capacity
90.421	50 kg
90.421-75	75 kg



- 7x drawer

Item no.	Load capacity
90.340	50 kg
90.340-75	75 kg



- 8x drawer

Item no.	Load capacity
90.620	50 kg
90.620-75	75 kg



- 8x drawer

Item no.	Load capacity
90.23300	50 kg
90.23300-75	75 kg



- 8x drawer

Item no.	Load capacity
90.701	50 kg
90.701-75	75 kg

980 x 500 x 1319 mm (W x D x H)

- Welded sheet steel construction
- Housing: powder-coated
- Drawers: galvanised
- Central locking
- Drawers with full pull-out 100%
- Load capacity of drawers either 50 kg or 75 kg
- **Drawers with front height 75 mm only with load capacity 50 kg possible**
- Drawer guides on ball-bearings
- Individual pull-out lock
- Individual locking per drawer possible
- Handle bars with insertable labelling strip
- Drawer front height: 75, 100, 150, 200, 250, 300 mm
- Usable drawer dimension: 900 x 400 mm
- Individual arrangements see page 80/81

Suitable divider material can be found on page 85



- 8x drawer

Item no.	Load capacity
913.41012	50 kg
913.41012-75	75 kg



- 8x drawer

Item no.	Load capacity
913.242	50 kg
913.242-75	75 kg



- 8x drawer

Item no.	Load capacity
913.404	50 kg
913.404-75	75 kg

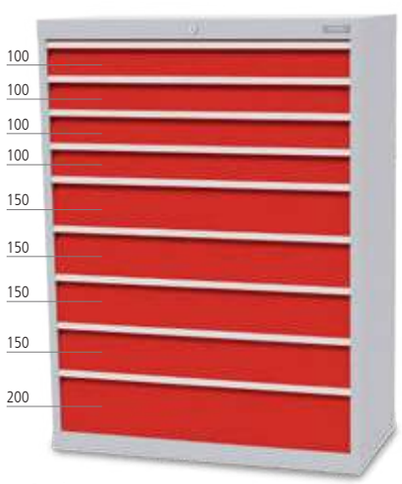

- 9x drawer

Item no.	Load capacity
913.441	50 kg
913.441-75	75 kg

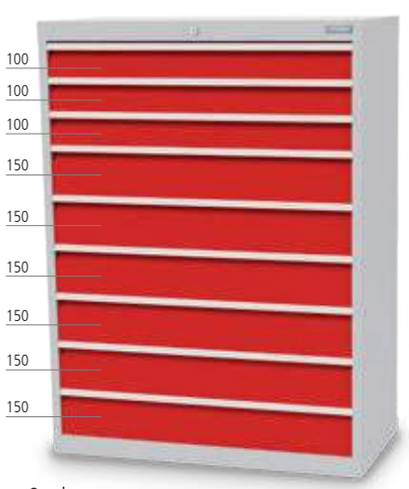

- 9x drawer

Item no.	Load capacity
913.360	50 kg
913.360-75	75 kg



- 11x drawer

Item no.	Load capacity
913.920	50 kg
913.920-75	75 kg

Drawer inserts | ABS



Small parts boxes | 20 parts
- 9x SPB 150 x 150 mm
- 4x SPB 75 x 150 mm
- 4x SPB 75 x 75 mm
- 1x CCR 900 mm
- 2x DIV 100 mm

Item no.	Front height in mm
198-132-075	75
198-132	100



Trough plates | 47 parts
- 6x TP with 4 troughs
- 4x TP with 3 troughs
- 2x TP with 2 troughs
- 16x SDIV for 4 troughs
- 12x SDIV for 3 troughs
- 4x SDIV for 2 troughs
- 1x CCR 900 mm
- 2x DIV 100 mm

Item no.	Front height in mm
198-130-075	75
198-130	100



Ribbed rubber insert | oil-proof
- 900 x 400 mm
- Smooth closing of the drawer also in connection with metal drawer subdivision
- Applies to all front heights

Item no.
65.098.530

Metal divider | galvanised sheet steel



Metal divider | 9 parts
- 3x CCR 400 mm
- 5x DIV 200 mm
- 1x DIV 300 mm

Item no.	Front height in mm
198-136-75	75
198-136-100	100
198-136-150	150
198-136-200	200



Metal divider | 7 parts
- 2x CCR 400 mm
- 5x DIV 300 mm

Item no.	Front height in mm
198-146-75	75
198-146-100	100
198-146-150	150
198-146-200	200



Metal divider | 5 parts
- 2x CCR 400 mm
- 3x DIV 300 mm

Item no.	Front height in mm
198-144-75	75
198-144-100	100
198-144-150	150
198-144-200	200



Metal divider | 17 parts
- 5x CCR 400 mm
- 12x DIV 150 mm

Item no.	Front height in mm
198-141-75	75
198-141-100	100
198-141-150	150
198-141-200	200



Metal divider | 11 parts
- 3x CCR 400 mm
- 4x DIV 150 mm
- 4x DIV 300 mm

Item no.	Front height in mm
198-142-75	75
198-142-100	100
198-142-150	150
198-142-200	200



Metal divider | 14 parts
- 4x CCR 400 mm
- 8x DIV 150 mm
- 2x DIV 300 mm

Item no.	Front height in mm
198-139-75	75
198-139-100	100
198-139-150	150
198-139-200	200

CCR = Centre compartment rails, DIV = Divider, SPB = Small Parts Box, TP = Trough Plate, SDIV = Slot-in divider

Insertable labelling strip

- Fold up transparent panel and insert label. Press panel down again.
- Labelling strip and transparent cover kit
- Height 20 mm

Item no.	Designation
01.046.007-1	R 18-16
01.068.007-1	R 24-16
01.098.007-1	R 36-16



Divider elements

- Metal divider elements made from high-quality thin sheet metal
- Fine subdivision on the grid 50:50



Centre compartment rail

- Front 75 mm

Item no.	Dimensions in mm (W x H)
20.400.060	400 x 55
20.450.060	450 x 55 | Separator rail, rear, crosswise
20.600.060	600 x 55 | Separator rail, rear, crosswise
20.900.060	900 x 55 | Separator rail, rear, crosswise



Centre compartment rail

- Front 100 mm

Item no.	Dimensions in mm (W x H)
20.400.085	400 x 80
20.450.085	450 x 80 | Separator rail, rear, crosswise
20.600.085	600 x 80 | Separator rail, rear, crosswise
20.900.085	900 x 80 | Separator rail, rear, crosswise



Centre compartment rail

- Front 150 mm

Item no.	Dimensions in mm (W x H)
20.400.135	400 x 130



Centre compartment rail

- Front 200 mm

Item no.	Dimensions in mm (W x H)
20.400.180	400 x 185



Metal divider, to be fixed between the drawer side and a slotted through or between 2 slotted throughs



Divider

- Front 75 mm

Item no.	Dimensions in mm (W x H)
30.100.060	100 x 55
30.150.060	150 x 55
30.200.060	200 x 55
30.300.060	300 x 55



Divider

- Front 100 mm

Item no.	Dimensions in mm (W x H)
30.100.085	100 x 80
30.150.085	150 x 80
30.200.085	200 x 80
30.300.085	300 x 80



Divider

- Front 150 mm

Item no.	Dimensions in mm (W x H)
30.100.135	100 x 130
30.150.135	150 x 130
30.200.135	200 x 130
30.250.135	250 x 130
30.300.135	300 x 130



Divider

- Front 200, 250, 300 mm

Item no.	Dimensions in mm (W x H)
30.100.185	100 x 180
30.150.185	150 x 180
30.200.185	200 x 180
30.250.185	250 x 180
30.300.185	300 x 180

Individual equipment T500 series



Hinged door H 700

- Hinged doors with twist lock cylinder lock and 2 keys
- With one door, hinges on the right and left are possible

Item no.	Grid	Design	for usable height
01.053.700E	R 18-16	one door	700 mm
01.068.700E	R 24-16	one door	700 mm
01.098.700E	R 36-16	two doors	700 mm



Hinged door H 900

- Hinged doors with twist lock cylinder lock and 2 keys
- With one door, hinges on the right and left are possible

Item no.	Grid	Design	for usable height
01.053.900E	R 18-16	one door	900 mm
01.068.900E	R 24-16	one door	900 mm
01.098.900E	R 36-16	two doors	900 mm

Hinged door H 800

- Hinged doors with twist lock cylinder lock and 2 keys
- With one door, hinges on the right and left are possible

Item no.	Grid	Design	for usable height
01.053.800E	R 18-16	one door	800 mm
01.068.800E	R 24-16	one door	800 mm
01.098.800E	R 36-16	two doors	800 mm

Metal cover upon double doors

- For a cabinet with drawers on top and doors below a metal cover will be fixed upon the doors
- The using height is reduced by 100 mm

Item no.	Grid
01.098.BLFL	R 36-16



Ribbed rubber mat on cabinet

- Oil-proof

Item no.	Dimensions in mm (WxDxH)
65.040.530	530 x 500 x 3
65.060.530	680 x 500 x 3
65.090.530	980 x 500 x 3



Ribbed rubber insert for drawer

- Oil-proof
- Smooth closing of the drawer also in connection with metal drawer subdivision

Item no.	Dimensions in mm (WxDxH)
65.046.530	450 x 400 x 3
65.068.530	600 x 400 x 3
65.098.530	900 x 400 x 3



Non-slip mat secures tools

- Insert for drawer
- Smooth closing of the drawer also in connection with metal drawer subdivision

Item no.	Dimensions in mm (WxDxH)
65.046.531	450 x 400 x 3
65.068.531	600 x 400 x 3
65.098.531	900 x 400 x 3



Cover plate
- Beech multiplex, oiled

Item no.	Dimensions in mm (WxDxH)
67.046.017	530 x 500 x 25
67.068.017	680 x 500 x 25
67.098.017	980 x 500 x 25



Cover plate
- Melamine resin coated chipboard
- RAL 7035
- 19 mm, screwable

Item no.	Dimensions in mm (WxDxH)
67.046.016	530 x 500 x 19
67.068.016	680 x 500 x 19
67.098.016	980 x 500 x 19



Shelf

Item no.	Dimensions in mm (WxDxH)
04.040.013	475 x 443 x 22
04.060.013	625 x 443 x 22
04.090.013	925 x 443 x 22



Metal roll-off edge on 3 sides
- 20 mm height

Item no.	Dimensions in mm (WxDxH)
66.046.025	530 x 500 x 20
66.068.025	680 x 500 x 20
66.098.025	980 x 500 x 20



Lift truck base
- Cover plate front and rear

Item no.	Dimensions in mm (WxDxH)
01.046.012	530 x 500 x 112
01.068.012	680 x 500 x 112
01.098.012	980 x 500 x 112



Mobile addition
- Aluminium push handle
- Steel panel with 4 steering casters Ø 125 mm, thereof 2 with locks and push handle for tool cabinet

* without steel plate, the casters are screwed directly into the frame of the housing

Item no.	Dimensions in mm (WxDxH)	Push handle arrangement
01.046.009*	530 x 500 x 150	front
01.068.009*	680 x 500 x 150	side
01.098.009	980 x 500 x 150	side

T736



Features

4 widths:
- **R 18-24:** width 555 mm
- **R 24-24:** width 705 mm
- **R 36-24:** width 1005 mm
- **R 48-24:** width 1305 mm

- **Housing depth 736 mm**
- Internal drawer depth generally 600 mm

Different heights:
- **R 18-24:** height 519, 619, 719, 819, 919, 1019, 1219, 1319 and 1519 mm
- **R 24-24:** height 519, 619, 719, 819, 919, 1019, 1219, 1319 and 1519 mm
- **R 36-24:** height 519, 619, 719, 819, 919, 1019, 1219, 1319 and 1519 mm
- **R 48-24:** height 819, 919, 1019, 1219, 1319 and 1519 mm

- Integrated recessed aluminium handle bars flush with housing
- Powder-coated drawers **with slotted side walls on a 25 mm grid** for dividers – fast, comprehensive, rational subdivision is guaranteed

- All drawer cabinets of series T736 with a front height from 75 mm can be fitted with **soft close**.
- When placing your order, please indicate the desired number of drawers with soft close.
- Retrofitting on existing drawers is not possible.
- Please note!
  When opening the drawer, it must stay open for at least 5 seconds because of the soft close cylinder; otherwise the soft close mechanism will be damaged. Perfect functioning is then no longer guaranteed.

- Cabinet housing, maximum load of up to 1.5 t

- TÜV-Rheinland certificate: "GS" mark for tested safety

- **Ball bearing guides**
- **Full pull-out (FP) 100 %, load capacity 70 kg** (with 50 mm front height)
- **Full pull-out (FP) 100 %, load capacity 100 kg** (from 75 mm front height)
- **Full pull-out (FP) 100 %, load capacity 180 kg** (from 100 mm front height)
- **Full pull-out (FP) 100 %, load capacity 300 kg** (from 100 mm front height)
- Drawers with front heights:
  50, 75, 100, 125, 150, 175, 200, 250, 300 & 400 mm



		Series	Series	Series	Series
		T736	T736	T736	T736
					
		Housing W x D	Housing W x D	Housing W x D	Housing W x D
		555 x 736	705 x 736	1005 x 736	1305 x 736
Housing height		Usable heights	Usable heights	Usable heights	Usable heights
208		–	–	–	–
215		–	–	–	–
358		–	–	–	–
365		–	–	–	–
465		–	–	–	–
469		–	–	–	–
500		–	–	–	–
519		400	400	400	–
619		500	500	500	–
719		600	600	600	–
819		700	700	700	700
919		800	800	800	800
1019		900	900	900	900
1219		1100	1100	1100	1100
1319		1200	1200	1200	1200
1519		1400	1400	1400	1400
		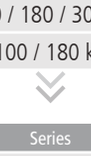	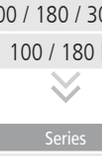		
		Drawer W x D	Drawer W x D	Drawer W x D	Drawer W x D
		450 x 600	600 x 600	900 x 600	1200 x 600
Front height	Shell height	Load capacity	Load capacity	Load capacity	Load capacity
50	28	70 kg	70 kg	70 kg	–
75	56	100 kg	100 kg	100 kg	100 kg
100	81	100 / 180 kg	100 / 180 kg	100 / 180 kg	180 kg
125	81	100 / 180 kg	100 / 180 kg	100 / 180 kg	180 kg
150	131	100 / 180 / 300 kg	100 / 180 / 300 kg	100 / 180 / 300 kg	180 / 300 kg
175	131	100 / 180 / 300 kg	100 / 180 / 300 kg	100 / 180 / 300 kg	180 / 300 kg
200	181	100 / 180 / 300 kg	100 / 180 / 300 kg	100 / 180 / 300 kg	180 / 300 kg
250	181	100 / 180 / 300 kg	100 / 180 / 300 kg	100 / 180 / 300 kg	180 / 300 kg
300	181	100 / 180 / 300 kg	100 / 180 / 300 kg	100 / 180 / 300 kg	–
400	81	100 / 180 kg	100 / 180 kg	100 / 180 kg	–
		Series	Series	Series	Series
		T736	T736	T736	T736
		T736 18-24	T736 24-24	T736 36-24	T736 48-24
Grid:		**R 18-24**	**R 24-24**	**R 36-24**	**R 48-24**

All dimensions in mm



Usable height 150 to 1400 mm
Example:
Usable height 400 mm
Item no.
0550

Number of drawers (front height)
Example:
3 drawers
Usable height 400 mm

Complete order example:
Item no.
0550+
2x 60.50.100V10
1x 60.50.200V10

Housing including locking system, cylinder lock and two keys



0550 0570 0590 0513

Total height = usable height + 119 mm

Item no.	Dimensions in mm (WxDxH)	Usable height in mm
0550	555 x 736 x 519	400
0560	555 x 736 x 619	500
0570	555 x 736 x 719	600
0580	555 x 736 x 819	700
0590	555 x 736 x 919	800
0500	555 x 736 x 1019	900
0512	555 x 736 x 1219	1100
0513	555 x 736 x 1319	1200
0515	555 x 736 x 1519	1400

Please visit our drawer cabinet configurator www.bedrunka-hirth.de



Drawers R 18-24 incl. rails

VA 100 kg 100%

450 x 600 mm (W x D) with full pull-out 100 % - 70/100 kg

Item no.	Front height	Shell height	Usable height	Load capacity
60.50.050V07	50	28	30	70 kg
60.50.075V10	75	56	58	100 kg
60.50.100V10	100	81	83	100 kg
60.50.125V10	125	81	108	100 kg
60.50.150V10	150	131	133	100 kg
60.50.175V10	175	131	158	100 kg
60.50.200V10	200	181	183	100 kg
60.50.250V10	250	181	233	100 kg
60.50.300V10	300	181	283	100 kg

VA 180 kg 100%

450 x 600 mm (W x D) with full pull-out 100 % - 180 kg

Item no.	Front height	Shell height	Usable height	Load capacity
60.50.100V18	100	81	83	180 kg
60.50.125V18	125	81	108	180 kg
60.50.150V18	150	131	133	180 kg
60.50.175V18	175	131	158	180 kg
60.50.200V18	200	181	183	180 kg
60.50.250V18	250	181	233	180 kg
60.50.300V18	300	181	283	180 kg
60.50.30V18CNC	300	81	283	180 kg
60.50.40V18CNC	400	81	383	180 kg

VA 300 kg 100%

450 x 600 mm (W x D) with full pull-out 100 % - 300 kg

Item no.	Front height	Shell height	Usable height	Load capacity
60.50.150V30	150	131	133	300 kg
60.50.175V30	175	131	158	300 kg
60.50.200V30	200	181	183	300 kg
60.50.250V30	250	181	233	300 kg
60.50.300V30	300	181	283	300 kg

555 x 736 x 519 mm (W x D x H)

- Welded sheet steel construction
- Housing: powder-coated
- Drawers: galvanised
- Central locking
- Drawers with full pull-out (FP) 100%
- Drawers with 50 mm front height, load capacity 70 kg
  Drawers from 75 mm front height, load capacity 100 kg
- Drawer guides on ball-bearings
- Individual pull-out lock
- Individual locking per drawer possible
- Handle bars with insertable labelling strip
- Drawer front height: 50, 75, 100, 125, 150, 175, 200, 250, 300, 400 mm
- Usable drawer dimension: 450 x 600 mm
- Individual arrangements with 180 and 300 kg load capacity
  see page 92/93



Drawer soft close

- Possible from front height 75 mm
- When placing your order, please indicate the desired number of drawers with soft close.
- The specified price is understood as a surcharge per drawer.
- Retrofitting on existing drawers is not possible.
- **Please note!** When opening the drawer, it must stay open for at least 5 seconds because of the soft close cylinder; otherwise the soft close mechanism will be damaged. Perfect functioning is then no longer guaranteed.

Item no.	Use from FH/load capacity
60.100.SC	75 mm - 100 kg
60.180.SC	100 mm - 180 kg



- 2x drawer

Item no.
550/0002V10



- 3x drawer

Item no.
550/0201V10



- 4x drawer

Item no.
550/1210V10



- 4x drawer

Item no.
550/0400V10



- 5x drawer

Item no.
550/3110V10



- 5x drawer

Item no.
550/12200V10

555 x 736 x 819 mm (W x D x H)

- Welded sheet steel construction
- Housing: powder-coated
- Drawers: galvanised
- Central locking
- Drawers with full pull-out (FP) 100%
- Drawers with 50 mm front height, load capacity 70 kg
  Drawers from 75 mm front height, load capacity 100 kg
- Drawer guides on ball-bearings
- Individual pull-out lock
- Individual locking per drawer possible
- Handle bars with insertable labelling strip
- Drawer front height: 50, 75, 100, 125, 150, 175, 200, 250, 300, 400 mm
- Usable drawer dimension: 450 x 600 mm
- Individual arrangements with 180 and 300 kg load capacity
  see page 92/93

Suitable divider material can be found on page 97



- 6x drawer

Item no.
580/0501V10



- 7x drawer

Item no.
580/1222V10



- 7x drawer

Item no.
580/22111V10



- 8x drawer

Item no.
580/3410V10



- 8x drawer

Item no.
580/2600V10



- 8x drawer

Item no.
580/32201V10

555 x 736 x 1019 mm (W x D x H)

- Welded sheet steel construction
- Housing: powder-coated
- Drawers: galvanised
- Central locking
- Drawers with full pull-out (FP) 100%
- Drawers with 50 mm front height, load capacity 70 kg
  Drawers from 75 mm front height, load capacity 100 kg
- Drawer guides on ball-bearings
- Individual pull-out lock
- Individual locking per drawer possible
- Handle bars with insertable labelling strip
- Drawer front height: 50, 75, 100, 125, 150, 175, 200, 250, 300, 400 mm
- Usable drawer dimension: 450 x 600 mm
- Individual arrangements with 180 and 300 kg load capacity
  see page 92/93



Drawer soft close

- Possible from front height 75 mm
- When placing your order, please indicate the desired number of drawers with soft close.
- The specified price is understood as a surcharge per drawer.
- Retrofitting on existing drawers is not possible.
- **Please note!** When opening the drawer, it must stay open for at least 5 seconds because of the soft close cylinder; otherwise the soft close mechanism will be damaged. Perfect functioning is then no longer guaranteed.

Item no.	Use from FH/load capacity
60.100.SC	75 mm - 100 kg
60.180.SC	100 mm - 180 kg



- 7x drawer

Item no.
500/1222V10



- 7x drawer

Item no.
500/1231V10



- 8x drawer

Item no.
500/3131V10



- 8x drawer

Item no.
500/1223V10



- 9x drawer

Item no.
500/0900V10



- 9x drawer

Item no.
500/4302V10

Drawer inserts | ABS



Trough plates | 46 parts
- 8x TP with 4 troughs
- 4x TP with 3 troughs
- 25x SDIV for 4 troughs
- 9x SDIV for 3 troughs

Item no.	Front height in mm
111	50/75



Small parts boxes | 24 parts
- 6x SPB 150 x 150 mm
- 6x SPB 75 x 150 mm
- 12x SPB 75 x 75 mm

Item no.	Front height in mm
112BLH50	50
112BLH75	75
112BLH100	100



Small parts boxes | 15 parts
- 10x SPB 150 x 150 mm
- 3x SPB 75 x 150 mm
- 2x SPB 75 x 75 mm

Item no.	Front height in mm
119BLH50	50
119BLH75	75
119BLH100	100

Metal divider | galvanised sheet steel



Metal divider | 25 parts
- 4x CCR 600 mm
- 5x DIV 50 mm
- 16x DIV 100 mm

Item no.	Front height in mm
110BLH50	50
110BLH75	75
110BLH100	100/125
110BLH150	150/175



Trough plates | 8 parts
- 2x CCR 600 mm
- 6x DIV 150 mm

Item no.	Front height in mm
113BLH50	50
113BLH75	75
113BLH100	100/125
113BLH150	150/175
113BLH200	200/300



Trough plates | 13 parts
- 3x CCR 600 mm
- 5x DIV 75 mm
- 5x DIV 150 mm

Item no.	Front height in mm
114BLH50	50
114BLH75	75
114BLH100	100/125
114BLH150	150/175



Trough plates | 12 parts
- 3x CCR 600 mm
- 7x DIV 100 mm
- 2x DIV 150 mm

Item no.	Front height in mm
116BLH50	50
116BLH75	75
116BLH100	100/125
116BLH150	150/175
116BLH200	200/300



Trough plates | 3 parts
- 1x CCR 600 mm
- 1x DIV 150 mm
- 1x DIV 300 mm

Item no.	Front height in mm
115BLH75	75
115BLH100	100/125
115BLH150	150/175
115BLH200	200/300



Trough plates | 10 parts
- 2x CCR 600 mm
- 3x DIV 100 mm
- 2x DIV 150 mm
- 3x DIV 200 mm

Item no.	Front height in mm
117BLH50	50
117BLH75	75
117BLH100	100/125
117BLH150	150/175
117BLH200	200/300

CCR = Centre compartment rails, DIV = Divider, SPB = Small Parts Box, TP = Trough Plate, SDIV = Slot-in divider



Usable height 300 to 1400 mm
Example:
Usable height 600 mm
Item no. 0770

Number of drawers (front height)
Example:
5 drawers
Usable height 600 mm

Complete order example:
Item no.
0770 +
1x 60.70.075V10
1x 60.70.100V10
1x 60.70.125V10
2x 60.70.150V10

Housing including locking system, cylinder lock and two keys



0760 0780 0790 0715

Total height = usable height + 119 mm

Item no.	Dimensions in mm (WxDxH)	Usable height in mm
0750	705 x 736 x 519	400
0760	705 x 736 x 619	500
0770	705 x 736 x 719	600
0780	705 x 736 x 819	700
0790	705 x 736 x 919	800
0700	705 x 736 x 1019	900
0712	705 x 736 x 1219	1100
0713	705 x 736 x 1319	1200
0715	705 x 736 x 1519	1400

Please visit our drawer cabinet configurator www.bedrunka-hirth.de



Drawers R 24-24 incl. rails

VA 100 kg 100 %

600 x 600 mm (W x D) with full pull-out 100 % - 70/100 kg

Item no.	Front height	Shell height	Usable height	Load capacity
60.70.050V07	50	28	30	70 kg
60.70.075V10	75	56	58	100 kg
60.70.100V10	100	81	83	100 kg
60.70.125V10	125	81	108	100 kg
60.70.150V10	150	131	133	100 kg
60.70.175V10	175	131	158	100 kg
60.70.200V10	200	181	183	100 kg
60.70.250V10	250	181	233	100 kg
60.70.300V10	300	181	283	100 kg

VA 180 kg 100 %

600 x 600 mm (W x D) with full pull-out 100 % - 180 kg

Item no.	Front height	Shell height	Usable height	Load capacity
60.70.100V18	100	81	83	180 kg
60.70.125V18	125	81	108	180 kg
60.70.150V18	150	131	133	180 kg
60.70.175V18	175	131	158	180 kg
60.70.200V18	200	181	183	180 kg
60.70.250V18	250	181	233	180 kg
60.70.300V18	300	181	283	180 kg
60.70.30V18CNC	300	81	283	180 kg
60.70.40V18CNC	400	81	383	180 kg

VA 300 kg 100 %

600 x 600 mm (W x D) with full pull-out 100 % - 300 kg

Item no.	Front height	Shell height	Usable height	Load capacity
60.70.150V30	150	131	133	300 kg
60.70.175V30	175	131	158	300 kg
60.70.200V30	200	181	183	300 kg
60.70.250V30	250	181	233	300 kg
60.70.300V30	300	181	283	300 kg

705 x 736 x 719 mm (W x D x H)

- Welded sheet steel construction
- Housing: powder-coated
- Drawers: galvanised
- Central locking
- Drawers with full pull-out (FP) 100%
- Drawers with 50 mm front height, load capacity 70 kg
  Drawers from 75 mm front height, load capacity 100 kg
- Drawer guides on ball-bearings
- Individual pull-out lock
- Individual locking per drawer possible
- Handle bars with insertable labelling strip
- Drawer front height: 50, 75, 100, 125, 150, 175, 200, 250, 300, 400 mm
- Usable drawer dimension: 600 x 600 mm
- Individual arrangements with 180 and 300 kg load capacity
  see page 98/99



Drawer soft close

- Possible from front height 75 mm
- When placing your order, please indicate the desired number of drawers with soft close.
- The specified price is understood as a surcharge per drawer.
- Retrofitting on existing drawers is not possible.
- **Please note!** When opening the drawer, it must stay open for at least 5 seconds because of the soft close cylinder; otherwise the soft close mechanism will be damaged. Perfect functioning is then no longer guaranteed.

Item no.	Use from FH/load capacity
60.100.SC	75 mm - 100 kg
60.180.SC	100 mm - 180 kg



- 4x drawer

Item no.
770/0121V10



- 4x drawer

Item no.
770/0040V10



- 5x drawer

Item no.
770/0320V10



- 5x drawer

Item no.
770/1112V10



- 6x drawer

Item no.
770/2220V10



- 6x drawer

Item no.
770/0600V10

705 x 736 x 819 mm (W x D x H)

- Welded sheet steel construction
- Housing: powder-coated
- Drawers: galvanised
- Central locking
- Drawers with full pull-out (FP) 100%
- Drawers with 50 mm front height, load capacity 70 kg
  Drawers from 75 mm front height, load capacity 100 kg
- Drawer guides on ball-bearings
- Individual pull-out lock
- Individual locking per drawer possible
- Handle bars with insertable labelling strip
- Drawer front height: 50, 75, 100, 125, 150, 175, 200, 250, 300, 400 mm
- Usable drawer dimension: 600 x 600 mm
- Individual arrangements with 180 and 300 kg load capacity
  see page 98/99

Suitable divider material can be found on page 105



- 6x drawer

Item no.
780/0420V10



- 6x drawer

Item no.
780/2121V10



- 6x drawer

Item no.
780/1311V10



- 7x drawer

Item no.
780/1222V10



- 8x drawer

Item no.
780/4220V10



- 8x drawer

Item no.
780/3221V10

705 x 736 x 1019 mm (W x D x H)

- Welded sheet steel construction
- Housing: powder-coated
- Drawers: galvanised
- Central locking
- Drawers with full pull-out (FP) 100%
- Drawers with 50 mm front height, load capacity 70 kg
  Drawers from 75 mm front height, load capacity 100 kg
- Drawer guides on ball-bearings
- Individual pull-out lock
- Individual locking per drawer possible
- Handle bars with insertable labelling strip
- Drawer front height: 50, 75, 100, 125, 150, 175, 200, 250, 300, 400 mm
- Usable drawer dimension: 600 x 600 mm
- Individual arrangements with 180 and 300 kg load capacity
  see page 98/99



Drawer soft close

- Possible from front height 75 mm
- When placing your order, please indicate the desired number of drawers with soft close.
- The specified price is understood as a surcharge per drawer.
- Retrofitting on existing drawers is not possible.
- **Please note!** When opening the drawer, it must stay open for at least 5 seconds because of the soft close cylinder; otherwise the soft close mechanism will be damaged. Perfect functioning is then no longer guaranteed.

Item no.	Use from FH/load capacity
60.100.SC	75 mm - 100 kg
60.180.SC	100 mm - 180 kg



- 8x drawer

Item no.
700/4112V10



- 8x drawer

Item no.
700/2321V10



- 9x drawer

Item no.
700/3411V10



- 9x drawer

Item no.
700/2223V10



- 9x drawer

Item no.
700/4302V10



- 10x drawer

Item no.
700/4501V10

705 x 736 x 1319 mm (W x D x H)

- Welded sheet steel construction
- Housing: powder-coated
- Drawers: galvanised
- Central locking
- Drawers with full pull-out (FP) 100%
- Drawers with 50 mm front height, load capacity 70 kg
  Drawers from 75 mm front height, load capacity 100 kg
- Drawer guides on ball-bearings
- Individual pull-out lock
- Individual locking per drawer possible
- Handle bars with insertable labelling strip
- Drawer front height: 50, 75, 100, 125, 150, 175, 200, 250, 300, 400 mm
- Usable drawer dimension: 600 x 600 mm
- Individual arrangements with 180 and 300 kg load capacity
  see page 98/99

Suitable divider material can be found on page 105



- 8x drawer

Item no.
713/0323V10



- 9x drawer

Item no.
713/1332V10



- 9x drawer

Item no.
713/0270V10



- 10x drawer

Item no.
713/2422V10



- 11x drawer

Item no.
713/4403V10



- 12x drawer

Item no.
713/0120V10

705 x 736 x 1519 mm (W x D x H)

- Welded sheet steel construction
- Housing: powder-coated
- Drawers: galvanised
- Central locking
- Drawers with full pull-out (FP) 100%
- Drawers with 50 mm front height, load capacity 70 kg
  Drawers from 75 mm front height, load capacity 100 kg
- Drawer guides on ball-bearings
- Individual pull-out lock
- Individual locking per drawer possible
- Handle bars with insertable labelling strip
- Drawer front height: 50, 75, 100, 125, 150, 175, 200, 250, 300, 400 mm
- Usable drawer dimension: 600 x 600 mm
- Individual arrangements with 180 and 300 kg load capacity
  see page 98/99



Drawer soft close

- Possible from front height 75 mm
- When placing your order, please indicate the desired number of drawers with soft close.
- The specified price is understood as a surcharge per drawer.
- Retrofitting on existing drawers is not possible.
- **Please note!** When opening the drawer, it must stay open for at least 5 seconds because of the soft close cylinder; otherwise the soft close mechanism will be damaged. Perfect functioning is then no longer guaranteed.

Item no.	Use from FH/load capacity
60.100.SC	75 mm - 100 kg
60.180.SC	100 mm - 180 kg

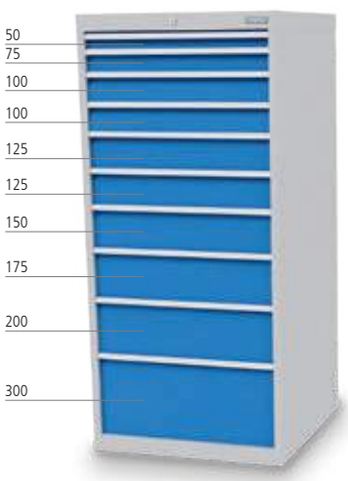

- 10x drawer

Item no.
715/0100V10



- 10x drawer

Item no.
715/1333V10



- 11x drawer

Item no.
715/2342V10



- 12x drawer

Item no.
715/0120V10



- 13x drawer

Item no.
715/0130V10



- 19x drawer

Item no.
715/1900V10

Drawer inserts | ABS



Trough plates | 56 parts
- 4x TP with 4 troughs
- 8x TP with 3 troughs
- 4x TP with 2 troughs
- 18x SDIV for 4 troughs
- 17x SDIV for 3 troughs
- 5x SDIV for 2 troughs

Item no.	Front height in mm
130	50/75



Small parts boxes | 32 parts
- 8x SPB 150 x 150 mm
- 8x SPB 75 x 150 mm
- 16x SPB 75 x 75 mm

Item no.	Front height in mm
132BLH50	50
132BLH75	75
132BLH100	100



Small parts boxes | 24 parts
- 12x SPB 150 x 150 mm
- 4x SPB 75 x 150 mm
- 8x SPB 75 x 75 mm

Item no.	Front height in mm
134BLH50	50
134BLH75	75
134BLH100	100



Metal divider | 7 parts
- 2x CCR 600 mm
- 5x DIV 200 mm

Item no.	Front height in mm
135BLH50	50
135BLH75	75
135BLH100	100/125
135BLH150	150/175
135BLH200	200/300



Metal divider | 13 parts
- 3x CCR 600 mm
- 10x DIV 150 mm

Item no.	Front height in mm
138BLH50	50
138BLH75	75
138BLH100	100/125
138BLH150	150/175
138BLH200	200/300



Metal divider | 11 parts
- 2x CCR 600 mm
- 3x DIV 100 mm
- 3x DIV 200 mm
- 3x DIV 300 mm

Item no.	Front height in mm
147BLH75	75
147BLH100	100/125
147BLH150	150/175
147BLH200	200/300



Metal divider | 10 parts
- 2x CCR 600 mm
- 8x DIV 200 mm

Item no.	Front height in mm
139BLH50	50
139BLH75	75
139BLH100	100/125
139BLH150	150/175
139BLH200	200/300



Metal divider | 5 parts
- 1x CCR 600 mm
- 4x DIV 300 mm

Item no.	Front height in mm
144BLH75	75
144BLH100	100/125
144BLH150	150/175
144BLH200	200/300



Metal divider | 23 parts
- 5x CCR 600 mm
- 18x DIV 100 mm

Item no.	Front height in mm
149BLH50	50
149BLH75	75
149BLH100	100/125
149BLH150	150/175
149BLH200	200/300

CCR = Centre compartment rails, DIV = Divider, SPB = Small Parts Box, TP = Trough Plate, SDIV = Slot-in divider



Usable height 400 to 1400 mm
Example:
Usable height 600 mm
Item no.
1070

Number of drawers (front height)
Example:
5 drawers
Usable height 600 mm

Complete order example:
Item no.
1050 +
3x 60.10.100V10
2x 60.10.150V10

Housing including locking system, cylinder lock and two keys



1070

1090

1015

Total height = usable height + 119 mm

Item no.	Dimensions in mm (WxDxH)	Usable height in mm
1050	1005 x 736 x 519	400
1060	1005 x 736 x 619	500
1070	1005 x 736 x 719	600
1080	1005 x 736 x 819	700
1090	1005 x 736 x 919	800
1000	1005 x 736 x 1019	900
1012	1005 x 736 x 1219	1100
1013	1005 x 736 x 1319	1200
1015	1005 x 736 x 1519	1400

Please visit our drawer cabinet configurator www.bedrunka-hirth.de



Drawers R 36-24 incl. rails

VA 100 kg 100%

900 x 600 mm (W x D) with full pull-out 100 % - 70/100 kg

Item no.	Front height	Shell height	Usable height	Load capacity
60.10.050V07	50	28	30	70 kg
60.10.075V10	75	56	58	100 kg
60.10.100V10	100	81	83	100 kg
60.10.125V10	125	81	108	100 kg
60.10.150V10	150	131	133	100 kg
60.10.175V10	175	131	158	100 kg
60.10.200V10	200	181	183	100 kg
60.10.250V10	250	181	233	100 kg
60.10.300 V10	300	181	283	100 kg

VA 180 kg 100%

900 x 600 mm (W x D) with full pull-out 100 % - 180 kg

Item no.	Front height	Shell height	Usable height	Load capacity
60.10.100V18	100	81	83	180 kg
60.10.125V18	125	81	108	180 kg
60.10.150V18	150	131	133	180 kg
60.10.175V18	175	131	158	180 kg
60.10.200V18	200	181	183	180 kg
60.10.250V18	250	181	233	180 kg
60.10.300V18	300	181	283	180 kg
60.10.30V18CNC	300	81	283	180 kg
60.10.40V18CNC	400	81	383	180 kg

VA 300 kg 100%

900 x 600 mm (W x D) with full pull-out 100 % - 300 kg

Item no.	Front height	Shell height	Usable height	Load capacity
60.10.150V30	150	131	133	300 kg
60.10.175V30	175	131	158	300 kg
60.10.200V30	200	181	183	300 kg
60.10.250V30	250	181	233	300 kg
60.10.300V30	300	181	283	300 kg

1005 x 736 x 719 mm (W x D x H)

- Welded sheet steel construction
- Housing: powder-coated
- Drawers: galvanised
- Central locking
- Drawers with full pull-out (FP) 100%
- Drawers with 50 mm front height: load capacity 70 kg; drawers from 75 mm front height: load capacity 100 kg
- Drawer guides on ball-bearings
- Individual pull-out lock
- Individual locking per drawer possible
- Handle bars with insertable labelling strip
- Drawer front height: 50, 75, 100, 125, 150, 175, 200, 250, 300, 400 mm
- Usable drawer dimension: 900 x 600 mm
- Individual arrangements with 180 and 300 kg load capacity see page 106/107



Drawer soft close

- Possible from front height 75 mm
- When placing your order, please indicate the desired number of drawers with soft close.
- The specified price is understood as a surcharge per drawer.
- Retrofitting on existing drawers is not possible.
- **Please note!** When opening the drawer, it must stay open for at least 5 seconds because of the soft close cylinder; otherwise the soft close mechanism will be damaged. Perfect functioning is then no longer guaranteed.

Item no.	Use from FH/load capacity
60.100.SC	75 mm - 100 kg
60.180.SC	100 mm - 180 kg



- 4x drawer

Item no.
170/0040V10



- 5x drawer

Item no.
170/0320V10



- 5x drawer

Item no.
170/1112V10



- 6x drawer

Item no.
170/2220V10



- 6x drawer

Item no.
170/0600V10



- 7x drawer

Item no.
170/4210V10

1005 x 736 x 819 mm (W x D x H)

- Welded sheet steel construction
- Housing: powder-coated
- Drawers: galvanised
- Central locking
- Drawers with full pull-out (FP) 100%
- Drawers with 50 mm front height: load capacity 70 kg; drawers from 75 mm front height: load capacity 100 kg
- Drawer guides on ball-bearings
- Individual pull-out lock
- Individual locking per drawer possible
- Handle bars with insertable labelling strip
- Drawer front height: 50, 75, 100, 125, 150, 175, 200, 250, 300, 400 mm
- Usable drawer dimension: 900 x 600 mm
- Individual arrangements with 180 and 300 kg load capacity see page 106/107

Suitable divider material can be found on page 113



- 5x drawer

Item no.
180/0221V10



- 6x drawer

Item no.
180/2040V10



- 6x drawer

Item no.
180/2121V10



- 7x drawer

Item no.
180/3211V10



- 7x drawer

Item no.
180/22111V10



- 8x drawer

Item no.
180/4310V10

1005 x 736 x 1019 mm (W x D x H)

- Welded sheet steel construction
- Housing: powder-coated
- Drawers: galvanised
- Central locking
- Drawers with full pull-out (FP) 100%
- Drawers with 50 mm front height: load capacity 70 kg; drawers from 75 mm front height: load capacity 100 kg
- Drawer guides on ball-bearings
- Individual pull-out lock
- Individual locking per drawer possible
- Handle bars with insertable labelling strip
- Drawer front height: 50, 75, 100, 125, 150, 175, 200, 250, 300, 400 mm
- Usable drawer dimension: 900 x 600 mm
- Individual arrangements with 180 and 300 kg load capacity see page 106/107



Drawer soft close

- Possible from front height 75 mm
- When placing your order, please indicate the desired number of drawers with soft close.
- The specified price is understood as a surcharge per drawer.
- Retrofitting on existing drawers is not possible.
- **Please note!** When opening the drawer, it must stay open for at least 5 seconds because of the soft close cylinder; otherwise the soft close mechanism will be damaged. Perfect functioning is then no longer guaranteed.

Item no.	Use from FH/load capacity
60.100.SC	75 mm - 100 kg
60.180.SC	100 mm - 180 kg



- 6x drawer

Item no.
100/0213V10



- 7x drawer

Item no.
100/1231V10



- 8x drawer

Item no.
100/2141V10



- 9x drawer

Item no.
100/4221V10



- 9x drawer

Item no.
100/4311V10



- 10x drawer

Item no.
100/22510V10

1005 x 736 x 1319 mm (W x D x H)

- Welded sheet steel construction
- Housing: powder-coated
- Drawers: galvanised
- Central locking
- Drawers with full pull-out (FP) 100%
- Drawers with 50 mm front height, load capacity 70 kg
  Drawers from 75 mm front height, load capacity 100 kg
- Drawer guides on ball-bearings
- Individual pull-out lock
- Individual locking per drawer possible
- Handle bars with insertable labelling strip
- Drawer front height: 50, 75, 100, 125, 150, 175, 200, 250, 300, 400 mm
- Usable drawer dimension: 900 x 600 mm
- Individual arrangements with 180 and 300 kg load capacity
  see page 106/107

Suitable divider material can be found on page 113



- 8x drawer

Item no.
113/0323V10



- 9x drawer

Item no.
113/2223V10



- 10x drawer

Item no.
113/3331V10



- 11x drawer

Item no.
113/22331V10



- 11x drawer

Item no.
113/2423V10



- 13x drawer

Item no.
113/42511V10

1005 x 736 x 1519 mm (W x D x H)

- Welded sheet steel construction
- Housing: powder-coated
- Drawers: galvanised
- Central locking
- Drawers with full pull-out (FP) 100%
- Drawers with 50 mm front height, load capacity 70 kg
  Drawers from 75 mm front height, load capacity 100 kg
- Drawer guides on ball-bearings
- Individual pull-out lock
- Individual locking per drawer possible
- Handle bars with insertable labelling strip
- Drawer front height: 50, 75, 100, 125, 150, 175, 200, 250, 300, 400 mm
- Usable drawer dimension: 900 x 600 mm
- Individual arrangements with 180 and 300 kg load capacity
  see page 106/107



Drawer soft close

- Possible from front height 75 mm
- When placing your order, please indicate the desired number of drawers with soft close.
- The specified price is understood as a surcharge per drawer.
- Retrofitting on existing drawers is not possible.
- **Please note!** When opening the drawer, it must stay open for at least 5 seconds because of the soft close cylinder; otherwise the soft close mechanism will be damaged. Perfect functioning is then no longer guaranteed.

Item no.	Use from FH/load capacity
60.100.SC	75 mm - 100 kg
60.180.SC	100 mm - 180 kg



- 8x drawer

Item no.
115/0044V10



- 10x drawer

Item no.
115/2224V10



- 12x drawer

Item no.
115/0921V10



- 12x drawer

Item no.
115/24321V10



- 13x drawer

Item no.
115/34231V10



- 14x drawer

Item no.
115/42611V10

Drawer inserts | ABS



Trough plates | 71 parts

- 8x TP with 4 troughs
- 8x TP with 3 troughs
- 8x TP with 2 troughs
- 23x SDIV for 4 troughs
- 14x SDIV for 3 troughs
- 10x SDIV for 2 troughs

Item no.	Front height in mm
150	50/75



Small parts boxes | 40 parts

- 16x SPB 150 x 150 mm
- 8x SPB 75 x 150 mm
- 16x SPB 75 x 75 mm

Item no.	Front height in mm
159BLH50	50
159BLH75	75
159BLH100	100/125



Metal divider | 20 parts

- 5x CCR 600 mm
- 15x DIV 150 mm

Item no.	Front height in mm
153BLH50	50
153BLH75	75
153BLH100	100/125
153BLH150	150/175
153BLH200	200/300



Metal divider | 5 parts

- 2x CCR 600 mm
- 3x DIV 300 mm

Item no.	Front height in mm
155BLH75	75
155BLH100	100/125
155BLH150	150/175
155BLH200	200/300



Metal divider | 24 parts

- 4x CCR 600 mm
- 16x DIV 150 mm
- 4x DIV 300 mm

Item no.	Front height in mm
171BLH75	75
171BLH100	100/125
171BLH150	150/175
171BLH200	200/300



Metal divider | 31 parts

- 7x CCR 600 mm
- 6x DIV 75 mm
- 9x DIV 100 mm
- 9x DIV 150 mm

Item no.	Front height in mm
172BLH50	50
172BLH75	75
172BLH100	100/125
172BLH150	150/175
172BLH200	200/300



Metal divider | 29 parts

- 8x CCR 600 mm
- 21x DIV 100 mm

Item no.	Front height in mm
161BLH50	50
161BLH75	75
161BLH100	100/125
161BLH150	150/175
161BLH200	200/300



Metal divider | 10 parts

- 2x CCR 600 mm
- 8x DIV 300 mm

Item no.	Front height in mm
166BLH75	75
166BLH100	100/125
166BLH150	150/175
166BLH200	200/300



Metal divider | 15 parts

- 3x CCR 600 mm
- 9x DIV 200 mm
- 3x DIV 300 mm

Item no.	Front height in mm
170BLH75	75
170BLH100	100/125
170BLH150	150/175
170BLH200	200/300

CCR = Centre compartment rails, DIV = Divider, SPB = Small Parts Box, TP = Trough Plate, SDIV = Slot-in divider



Usable height 700 to 1400 mm
Example:
Usable height 700 mm
Item no. 1380

Number of drawers (front height)
Example:
5 drawers
Usable height 700 mm

Complete order example:
Item no.
1380 +
2x 60.13.100V18
2x 60.13.150V18
1x 60.13.200V18

Housing including locking system, cylinder lock and two keys



1380

1300

1313

Housing incl. cylinder lock

Total height = usable height + 119 mm

Item no.	Dimensions in mm (WxDxH)	Usable height in mm
1380	1305 x 736 x 819	700
1390	1305 x 736 x 919	800
1300	1305 x 736 x 1019	900
1312	1305 x 736 x 1219	1100
1313	1305 x 736 x 1319	1200
1315	1305 x 736 x 1519	1400

Please visit our drawer cabinet configurator
www.bedrunka-hirth.de



Drawers R 48-24 incl. rails



VA
180 kg
100%

Width 1200 x 600 with full pull-out 100 %

Item no.	Front height	Shell height	Usable height	Load capacity
60.13.075V10	75	56	58	100 kg
60.13.100V18	100	81	83	180 kg
60.13.125V18	125	81	108	180 kg
60.13.150V18	150	131	133	180 kg
60.13.175V18	175	131	158	180 kg
60.13.200V18	200	181	183	180 kg
60.13.250V18	250	181	233	180 kg

Drawers with load capacity 300 kg on request.

1305 x 736 x 819 mm (W x D x H)

- Welded sheet steel construction
- Housing: powder-coated
- Drawers: galvanised
- Central locking
- Drawers with full pull-out (FP) 100%
- Drawers with 75 mm front height: load capacity 100 kg; drawers from 100 mm front height: load capacity 180 kg
- Drawer guides on ball-bearings
- Individual pull-out lock
- Individual locking per drawer possible
- Handle bars with insertable labelling strip
- Drawer front height: 75, 100, 125, 150, 175, 200, 250 mm
- Usable drawer dimension: 1200 x 600 mm
- Individual arrangements with 180 kg load capacity see page 114/115



Drawer soft close

- Possible from front height 75 mm
- When placing your order, please indicate the desired number of drawers with soft close.
- The specified price is understood as a surcharge per drawer.
- Retrofitting on existing drawers is not possible.
- **Please note!** When opening the drawer, it must stay open for at least 5 seconds because of the soft close cylinder; otherwise the soft close mechanism will be damaged. Perfect functioning is then no longer guaranteed.

Item no.	Use from FH/load capacity
60.100.SC	75 mm - 100 kg
60.180.SC	100 mm - 180 kg



- 5x drawer

Item no.
1380/0221V18



- 6x drawer

Item no.
1380/0420V18



- 6x drawer

Item no.
1380/2211V18



- 7x drawer

Item no.
1380/0700V18

1305 x 736 x 1019 mm (W x D x H)

- Welded sheet steel construction
- Housing: powder-coated
- Drawers: galvanised
- Central locking
- Drawers with full pull-out (FP) 100%
- Drawers with 75 mm front height, load capacity 100 kg
  Drawers from 100 mm front height, load capacity 180 kg
- Drawer guides on ball-bearings
- Individual pull-out lock
- Individual locking per drawer possible
- Handle bars with insertable labelling strip
- Drawer front height: 75, 100, 125,
  150, 175, 200, 250 mm
- Usable drawer dimension: 1200 x 600 mm
- Individual arrangements with 180 kg load capacity see page 114/115

Suitable divider material
can be found on page 119



- 6x drawer

Item no.
1300/0222V18



- 6x drawer

Item no.
1300/1122V18



- 7x drawer

Item no.
1300/2131V18



- 9x drawer

Item no.
1300/0900V18

1305 x 736 x 1319 mm (W x D x H)

- Welded sheet steel construction
- Housing: powder-coated
- Drawers: galvanised
- Central locking
- Drawers with full pull-out (FP) 100%
- Drawers with 75 mm front height, load capacity 100 kg
  Drawers from 100 mm front height, load capacity 180 kg
- Drawer guides on ball-bearings
- Individual pull-out lock
- Individual locking per drawer possible
- Handle bars with insertable labelling strip
- Drawer front height: 75, 100, 125, 150, 175, 200, 250 mm
- Usable drawer dimension: 1200 x 600 mm
- Individual arrangements with 180 kg load capacity see page 114/115



Drawer soft close

- Possible from front height 75 mm
- When placing your order, please indicate the desired number of drawers with soft close.
- The specified price is understood as a surcharge per drawer.
- Retrofitting on existing drawers is not possible.
- **Please note!** When opening the drawer, it must stay open for at least 5 seconds because of the soft close cylinder; otherwise the soft close mechanism will be damaged. Perfect functioning is then no longer guaranteed.

Item no.	Use from FH/load capacity
60.100.SC	75 mm - 100 kg
60.180.SC	100 mm - 180 kg



- 8 drawers

Item no.
1313/0323V18



- 10 drawers

Item no.
1313/0640V18



- 10 drawers

Item no.
1313/4141V18



- 12 drawers

Item no.
1313/0120V18

Drawer inserts | ABS and galvanised sheet steel



Small parts boxes | 48 parts

- 16x SPB 150 x 150 mm
- 32x SPB 75 x 150 mm

Item no.	Front height in mm
182BLH75	75
182BLH100	100/125



Small parts boxes | 64 parts

- 16x SPB 150 x 150 mm
- 16x SPB 75 x 150 mm
- 32x SPB 75 x 75 mm

Item no.	Front height in mm
181BLH75	75
181BLH100	100/125



Trough plates | 91 parts

- 8x TP with 4 troughs
- 12x TP with 3 troughs
- 12x TP with 2 troughs
- 23x SDIV for 4 troughs
- 21x SDIV for 3 troughs
- 15x SDIV for 2 troughs

Item no.	Front height in mm
180BLH75	75



Metal divider | 14 parts

- 5x CCR 600 mm
- 9x DIV 200 mm

Item no.	Front height in mm
185BLH75	75
185BLH100	100/125
185BLH150	150
185BLH200	200/300



Metal divider | 27 parts

- 7x CCR 600 mm
- 20x DIV 150 mm

Item no.	Front height in mm
184BLH75	75
184BLH100	100/125
184BLH150	150
184BLH200	200/300



Metal divider | 27 parts

- 8x CCR 600 mm
- 4x DIV 200 mm
- 15x DIV 100 mm

Item no.	Front height in mm
183BLH75	75
183BLH100	100/125
183BLH150	150
183BLH200	200/300

CCR = Centre compartment rails, DIV = Divider, SPB = Small Parts Box, TP = Trough Plate, SDIV = Slot-in divider

Insertable labelling strip

- Fold up transparent panel and insert label. Press panel down again.
- Labelling strip and transparent cover kit
- Height 20 mm

Item no.	Designation
01.050.007-1	R 18-24
01.070.007-1	R 24-24
01.100.007-1	R 36-24
01.130.007-1	R 48-24





Plastic milling tool holder

- with M3 bolt and nut
- Holders can be screwed together
- Height 26 mm

Item no.	Ø	Packaging unit
53.010.126	12.6	10
53.010.156	15.6	10
53.010.214	21.4	10
53.005.264	26.4	5
53.005.315	31.5	5
53.005.394	39.4	5

Divider elements, galvanised sheet steel

- Metal divider elements made from galvanised high-quality sheet metal
- Fine subdivision on the grid 25:25 mm

Metal divider, to be fixed between the drawer side and a slotted through or between 2 slotted throughs





Centre compartment rail

Item no.	Front in mm	WxD in mm
20.600.030	50	600 x 30
20.600.050	75	600 x 50
20.600.075	100	600 x 75
20.600.125	150	600 x 125
20.600.175	200	600 x 175





Divider
- Front 50 mm

Item no.	WxD in mm
30.050.30	50 x 30
30.075.30	75 x 30
30.100.30	100 x 30
30.150.30	150 x 30
30.200.30	200 x 30



Divider
- Front 75 mm

Item no.	WxD in mm
30.050.050	50 x 50
30.075.050	75 x 50
30.100.050	100 x 50
30.150.050	150 x 50
30.200.050	200 x 50
30.300.050	300 x 50



Divider
- Front 100 mm

Item no.	WxD in mm
30.050.075	50 x 75
30.075.075	75 x 75
30.100.075	100 x 75
30.150.075	150 x 75
30.200.075	200 x 75
30.300.075	300 x 75



Divider
- Front 150 mm

Item no.	WxD in mm
30.050.125	50 x 125
30.075.125	75 x 125
30.100.125	100 x 125
30.150.125	150 x 125
30.200.125	200 x 125
30.250.125	250 x 125
30.300.125	300 x 125



Divider
- Front 200, 250, 300 mm

Item no.	WxD in mm
30.075.175	75 x 175
30.100.175	100 x 175
30.125.175	125 x 175
30.150.175	150 x 175
30.200.175	200 x 175
30.250.175	250 x 175
30.300.175	300 x 175
30.400.175	400 x 175

Other sizes on request

Individual equipment T736 series





Hinged doors | cabinet width 555 und 705 mm, hinge left

- Hinged doors with twist lock cylinder lock and 2 keys

Item no.	Grid	Design	for usable height
01.050.700EL	R 18-24	one door	700 mm
01.070.700EL	R 24-24	one door	700 mm
01.050.800EL	R 18-24	one door	800 mm
01.070.800EL	R 24-24	one door	800 mm
01.050.900EL	R 18-24	one door	900 mm
01.070.900EL	R 24-24	one door	900 mm

Hinged doors | cabinet width 555 und 705 mm, hinge right

- Hinged doors with twist lock cylinder lock and 2 keys

Item no.	Grid	Design	for usable height
01.050.700ER	R 18-24	one door	700 mm
01.070.700ER	R 24-24	one door	700 mm
01.050.800ER	R 18-24	one door	800 mm
01.070.800ER	R 24-24	one door	800 mm
01.050.900ER	R 18-24	one door	900 mm
01.070.900ER	R 24-24	one door	900 mm

Double doors | cabinet width 1005 mm

- Hinged doors with twist lock cylinder lock and 2 keys

Item no.	Grid	Design	for usable height
01.100.700E	R 36-24	two doors	700 mm
01.100.800E	R 36-24	two doors	800 mm
01.100.900E	R 36-24	two doors	900 mm

Double doors | cabinet width 1305 mm

- Hinged doors with twist lock cylinder lock and 2 keys

Item no.	Grid	Design	for usable height
01.130.700E	R 48-24	two doors	700 mm
01.130.800E	R 48-24	two doors	800 mm
01.130.900E	R 48-24	two doors	900 mm

Metal cover upon double doors

- For a cabinet with drawers on top and doors below a metal cover will be fixed upon the doors.
- The using height is reduced by 100 mm

Item no.	Grid
01.100.BLFL	R 36-24
01.130.BLFL	R 48-24



Ribbed rubber mat on cabinet

- Oil-proof

Item no.	Dimensions in mm (WxDxH)
65.050.730	555 x 736 x 3
65.070.730	705 x 736 x 3
65.100.730	1005 x 736 x 3
65.130.730	1305 x 736 x 3



Ribbed rubber insert for drawer

- Oil-proof
- Smooth closing of the drawer also in connection with metal drawer subdivision

Item no.	Dimensions in mm (WxDxH)
120	450 x 600 x 3
140	600 x 600 x 3
160	900 x 600 x 3
186	1200 x 600 x 3



Non-slip mat secures tools

- Insert for drawer
- Smooth closing of the drawer also in connection with metal drawer subdivision

Item no.	Dimensions in mm (WxDxH)
65.051.731	450 x 600 x 3
65.071.731	600 x 600 x 3
65.101.731	900 x 600 x 3
65.131.731	1200 x 600 x 3



Shelf pull-out
- Full pull-out 100 %, load capacity 100 kg

Item no.	Grid
60.050.AZ VA	R 18-24
60.070.AZ VA	R 24-24
60.100.AZ VA	R 36-24



Cover plate
- Beech multiplex, oiled

Item no.	Dimensions in mm (WxDxH)
67.050.017	555 x 736 x 25
67.070.017	705 x 736 x 25
67.100.017	1005 x 736 x 25
67.130.017	1305 x 736 x 25



Shelf

Item no.	Dimensions in mm (WxDxH)
01.050.013	497 x 685 x 40
01.070.013	647 x 685 x 40
01.100.013	947 x 685 x 40
01.130.013	1247 x 685 x 40



Lift truck base
- Cover plate front and rear

Item no.	Dimensions in mm (WxDxH)
01.050.012	555 x 736 x 112
01.070.012	705 x 736 x 112
01.100.012	1005 x 736 x 112
01.130.012	1305 x 736 x 112

NEW



Bin drawer
- For R 18-24 housing, height 919 mm
- Full pull-out 100 %, load capacity 100 kg
- With a greater total housing height, additional drawers can be used

Item no.	Dimensions in mm (W x H)
60.50.600ASL	450 x 600 x 800



Cover plate
- Melamine resin coated chipboard
- RAL 7035
- 19 mm, screwable

Item no.	Dimensions in mm (WxDxH)
67.050.016	555 x 736 x 19
67.070.016	705 x 736 x 19
67.100.016	1005 x 736 x 19
67.130.016	1305 x 736 x 19



Metal roll-off edge on 3 sides
- 20 mm height

Item no.	Dimensions in mm (WxDxH)
66.050.025	555 x 736 x 20
66.070.025	705 x 736 x 20
66.100.025	1005 x 736 x 20
66.130.025	1305 x 736 x 20



Mobile addition
- 2x plastic push handle
- With 2 fixed and 2 steering casters Ø 125 mm, of which 2 with locks
- Steel plate for 555 mm and 705 mm width
- Steel tub for 1005 mm width

Item no.	Dimensions in mm (WxDxH)	Push handle arrangement
01.050.009	555 x 736 x 150	front
01.070.009	705 x 736 x 150	front
01.100.009	1005 x 736 x 150	front

RAL standard colours, see page 37

MDF tool plates

- With the tool plates, you create order and clarity in the storage of your tools.
- Quickly within reach and sorted by size, the MDF tool plates make work easier.
- Ready for use with cabinet widths of 555, 705 and 1005 mm
- Possible with drawers with the following front heights
  100, 150, 200, 250, 300 mm

Front height	Usable height
100 mm	73 mm
150 mm	123 mm
200 mm	173 mm
250 mm	223 mm
300 mm	273 mm



Drawer cabinet width 555 mm



- 1x tool plate 300 x 300 mm
  1 plate: 144x Ø 10
- 4x tool plate 150 x 300 mm
  1x plate with: 66x Ø 12, 96x Ø 8, 126x Ø 6, 64x Ø 4, 64x Ø 5
- Usable drawer dimension (WxD)
  450 x 600 mm

Item no.
01MR18-24-02

Drawer cabinet width 705 mm



- 2x tool plate 300 x 300 mm
  1x plate with: 48x ER32, 64x ER25
- 4x tool plate 150 x 300 mm
  1x plate with: 50x ER16, 40x Ø 20, 50x Ø 16, 72x Ø 10
- Usable drawer dimension (WxD)
  600 x 600 mm

Item no.
01MR24-24-02

Drawer cabinet width 1005 mm



- 6x tool plate 300 x 300 mm
  1x plate with: 48x ER32, 64x ER25, 100x ER16, 80x Ø 20, 132x Ø 12, 192x Ø 8
- Usable drawer dimension (WxD)
  900 x 600 mm

Item no.
01MR36-24-01

- MDF (medium density fibreboard) tool plates available in 2 decor coatings: white and walnut, both coatings are of synthetic resin
- The 15 x 20 cm, 19 mm thick plates can be arranged freely
- Upright storage in the individual tool plates ensures that damage to expensive carbide cutting tools is avoided
- No unprotected cutting tools facing each other
- Special solutions as add-on and completely custom-made solutions possible
- Examples: dead length collets and draw-in collets, holders for eroding machines, lathe tools, workpiece clamping devices, hand tools, measuring equipment



Upon submission of an original sample, additional shapes can be produced individually.







MDF tool plates



- MDF (medium density fibreboard) tool plates
- Synthetic resin decor coating, white



- MDF (medium density fibreboard) tool plates
- Synthetic resin decor coating, walnut

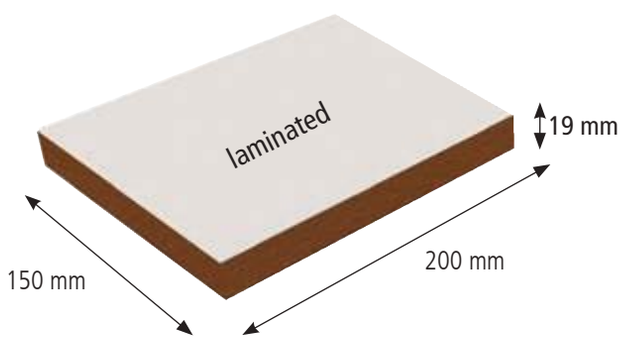

Size	Number of tools	Item no. | White	Item no. | Walnut
Ø 3	216	01M152003	01M152003w
Ø 4 + Ø 5	60+60	01M152004+05	01M152004+05w
Ø 6	110	01M152006	01M152006w
Ø 8	90	01M152008	01M152008w
Ø 10	80	01M152010	01M152010w
Ø 12	63	01M152012	01M152012w
Ø 16	42	01M152016	01M152016w
Ø 20	30	01M152020	01M152020w
ER16	36	01M1520ER16	01M1520ER16w
ER25	32	01M1520ER25	01M1520ER25w
ER32	16	01M1520ER32	01M1520ER32w

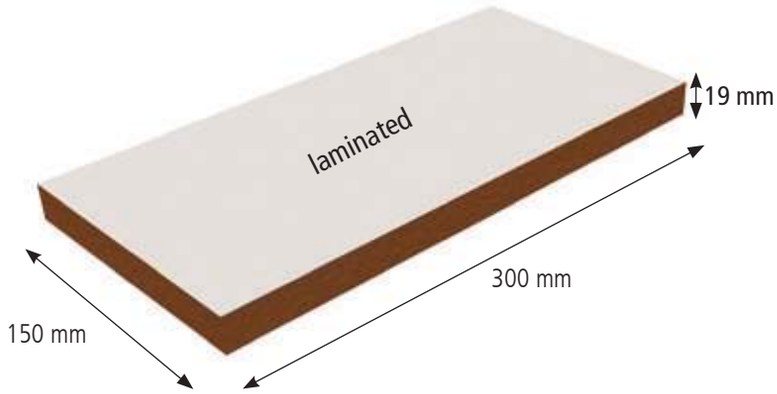

Size	Number of tools	Item no. | White	Item no. | Walnut
Ø 3	104	01M153003	01M153003w
Ø 4 + Ø 5	64+64	01M153004+05	01M153004+05w
Ø 6	126	01M153006	01M153006w
Ø 8	96	01M153008	01M153008w
Ø 10	72	01M153010	01M153010w
Ø 12	66	01M153012	01M153012w
Ø 16	50	01M153016	01M153016w
Ø 20	40	01M153020	01M153020w
ER16	50	01M1530ER16	01M1530ER16w
ER25	32	01M1530ER25	01M1530ER25w
ER32	24	01M1530ER32	01M1530ER32w



Size	Number of tools	Item no. | White	Item no. | Walnut
Ø 3	208	01M303003	01M303003w
Ø 4 + Ø 5	128+128	01M303004+05	01M303004+05w
Ø 6	252	01M303006	01M303006w
Ø 8	192	01M303008	01M303008w
Ø 10	144	01M303010	01M303010w
Ø 12	132	01M303012	01M303012w
Ø 16	100	01M303016	01M303016w
Ø 20	80	01M303020	01M303020w
ER16	100	01M3030ER16	01M3030ER16w
ER25	64	01M3030ER25	01M3030ER25w
ER32	48	01M3030ER32	01M3030ER32w

Locking system

Grid:	R 12-14	R 24-12	R 24-16	R 12-16	R 18-16	R 24-16	R 36-16	R 18-24	R 24-24	R 36-24	R 48-24



Accessories and spare parts

For drawer cabinets

Item no.	Designation
01.050.001	Lock for drawer cabinet with 2 keys, 360° locking
01.050.002	Lock for drawer cabinet with 2 keys, keyed alike
01.050.003	Keys, 2 pcs set
01.050.005B	Master key for locking system B Please indicate year of purchase when re-ordering.

For hinged door cabinets and roller shutter cabinets

04.155.2Schloß	Moulded recess lock for hinged door with 2 keys
02.95.01Schloß	Push lock for roller shutter cabinet with 2 keys

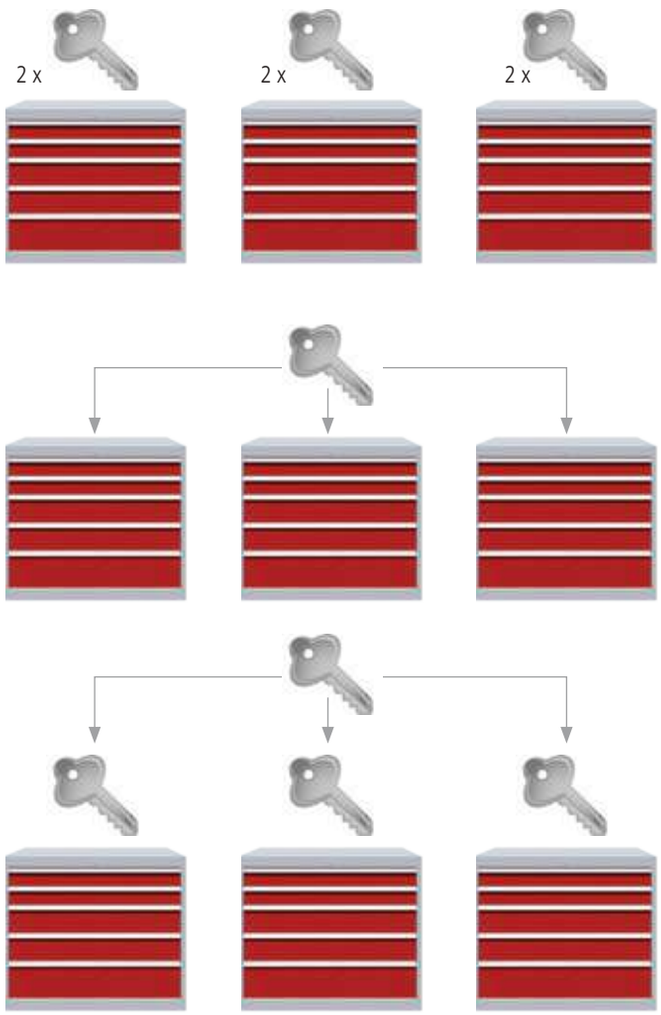

For workbenches

Item no.	Designation
03.785.001	Moulded recess lock with 2 keys for hinged door of workbench
03.785.001-1	Lock for single drawer with 2 keys (bolt lock)
03.785.002	Lock, 2 pcs set for single drawer and one hinged door (moulded recess lock)
03.785.002-1	Lock, 2 pcs set for 2 drawer blocks
03.785.002-2	Moulded recess lock for hinged door and lock for drawer block with 2 keys each
03.785.003	Lock, 3 pcs set for 1 drawer block + 1 single drawer and 1 hinged door
03.785.004	Lock, 4 pcs set for 2 hinged doors + 2 single drawers
03.785.006	Lock, 6 pcs set for 3 single drawers + 3 hinged doors

Standard equipment Individually keyed	Only a certain cabinet can be opened with each key.
Keyed alike	All locks use the same key.
Master locking system	Cabinets with different locks can be opened with a master key.

Your advantages/benefits

Self-explanatory and easy to programme
- Easy teaching-in and deletion of users by means of master code/master card
- No complicated administration software or programming via a PC/laptop

High user friendliness
- Freely selectable user code of 4-12 digits, example: awaken with # key, enter code "1234", confirm with # key, cylinder opens, turn knob, done!
- Easy to change code
- Emergency opening using master code/master card

Perfect integration into your RFID access control (HF) possible
- Use cards, tags or wristbands with HF RFID (MIFARE, ICODE)
- Consequently, you do not need any additional keys or cards following the maxim "one key fits all"

Elimination of key management
- No more lost keys
- No more discontinued keys
- No more replicating keys
- No innumerable and new keys
- No additional administration

Change to save!
- The industry has calculated that an average of EUR 34.00 per cabinet is spent over the years to replace keys and locks.
- Changing to pin code or RFID technology thus saves consequential costs

Long service life without changing batteries
- Standard battery or battery operation with 3 AAA cells
- The low energy consumption ensures a service life of 2 years based on 10 cycles per day
- A low charge status is signalled visually and audibly in good time
- Rechargeable batteries can also be used

Emergency opening and battery charging via simple mini USB power supply
- If the battery is discharged or the rechargeable batteries need to be charged, this is possible using commercially available 5V micro USB chargers via the mains or 12V devices (Smartphone, PC, etc.)



RFID card
- A maximum of 20 users is possible

Item no.
ML32RFIDK



Chip
- A maximum of 20 users is possible

Item no.
ML32CHIP



- **Hinged door cabinet with PIN code**

Item no.
ML32FLT







- **USB charging (rechargeable battery) or power supply (battery):**

1. Connect a 5V micro-USB cable, which you connect to a smartphone or a mains or 12-V socket
2. Now open with a master/user code or card

Item no.
ML32USB

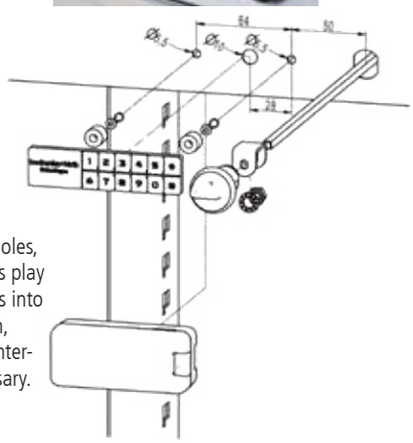

Simple retrofitting and assembly
- 1-2-3 and done! With 3 simple holes, retrofitting every cabinet is child's play
- The electronic locking cylinder fits into our industrial cylinder perforation, which makes complex cuts and interventions in the housing unnecessary.

- Splash water protection
- Extremely low energy consumption
- Vertical and horizontal installation position
- Simple assembly
- Protected battery compartment

Electronic lock



Advantages

- High user friendliness
- Freely selectable user code of 4-12 digits
- Simple user administration
- Teach-in/deletion system using master code
- Emergency opening with master code
- Easy to change code

- Electronic operating panel 0-9 (ABS)
- Electromechanical knob (die-cast zinc finish)
- Battery pack (3xAAA alkaline)
- Master/user code (4-12 digits)

Item no.	Quantity(pieces)
ML32HPVH1	1

RFID lock



Advantages

- Up to 20 users can be managed with a master card
- High user friendliness
- Standard 13.56 Mhz MIFARE
- Easy integration into existing RFIDs
- Simple user administration
- Teach-in/deletion system using master card
- Emergency opening with master card

- RFID receiver module (ABS)
- Electromechanical knob (die-cast zinc finish)
- Battery pack (3xAAA alkaline)
- Master/user card (standard, 13.56MHz)
- A maximum of 20 users is possible

Item no.	Quantity(pieces)
ML32HRVH	1

BeCode Air lock



- 3 different card types:
  main admin card, admin card, keycard
- A maximum of 67 users is possible
- When placing your order, please indicate whether you are already using this lock.

Item no.	Quantity(pieces)
RFIDBELAIR1	1

NEW



Advantages

- High user friendliness
- Simple user administration
- Teach-in/deletion system using master code
- Emergency opening with master code
- Easy to change code

Accessories and spare parts

Grid:	R 12-14	R 24-12	R 24-16	R 12-16	R 18-16	R 24-16	R 36-16	R 18-24	R 24-24	R 36-24	R 48-24

Aqurado ABS drawer divider
Create order according to the 5S method and organise your workplace more effectively. Well-structured workplace organisation improves work efficiency, reduces search times and thus increases productivity.

Concept:
- Selecting
- Sorting
- Cleaning
- Standardise
- Self-discipline



Textured mat

Item no.	Dimensions in mm (WxD)
03.AQ.555	456 x 600 mm
03.AQ.705	600 x 600 mm
03.AQ.3907	624 x 1584 mm

Score and break to fit textured mat to size.



Item no.	03.AQ-0100	03.AQ-0101	03.AQ-0112	03.AQ-0122	03.AQ-0104	03.AQ-0110
Dimensions in mm (WxDxH)	96 x 48 x 24	96 x 96 x 24	96 x 144 x 24	72 x 192 x 24	96 x 192 x 24	96 x 288 x 24
Internal dimensions in mm (WxDxH)	37 x 85 x 18	85 x 85 x 18	85 x 133 x 18	62 x 181 x 18	85 x 151 x 18	85 x 277 x 18



Item no.	03.AQ-0105	03.AQ-0111	03.AQ-0121	03.AQ-0106	03.AQ-0107	03.AQ-0108
Dimensions in mm (WxDxH)	96 x 96 x 48	96 x 144 x 48	72 x 192 x 48	96 x 192 x 48	96 x 240 x 48	96 x 288 x 48
Internal dimensions in mm (WxDxH)	85 x 85 x 42	85 x 133 x 42	62 x 182 x 42	85 x 181 x 42	85 x 229 x 42	85 x 277 x 42



Item no.	03.AQ-0109	03.AQ-0116	03.AQ-0117	03.AQ-0114	03.AQ-0115
Dimensions in mm (WxDxH)	96 x 336 x 48	144 x 144 x 48	144 x 192 x 48	144 x 384 x 48	240 x 336 x 48
Internal dimensions in mm (WxDxH)	85 x 325 x 42	133 x 133 x 42	133 x 181 x 42	133 x 373 x 42	229 x 325 x 42



	3 troughs	2 troughs	8 troughs	End piece, 1 trough for length adaptation	End piece, 1 trough for length adaptation	End piece, 1 trough for length adaptation
Item no.	03.AQ-0102	03.AQ-0103	03.AQ-0113	03.AQ-1118	03.AQ-1122	03.AQ-1119
Dimensions in mm (WxDxH)	192 x 96 x 24	96 x 288 x 24	144 x 192 x 24	48 x 73 x 24	72 x 92 x 24	96 x 96 x 24
Internal dimensions/trough	24 x 181 x 18	40 x 277 x 18	132 x 22 x 18	Trough 37	Trough 62	Trough 85



	Allen key box 1.5 / 2 / 2.5 / 3 / 4 / 5 / 6 / 8 / 10	Calliper gauge box, up to measuring range 150	Twist drill box, 1.0 - 6.0 0.1 increasing	Twist drill box, 6.1 - 10 0.1 increasing	Open-ended/ring spanners 12 spanners AF 4 - 24	Double-ended ring spanners 8 spanners AF 6 - 24
Item no.	03.AQ-2112	03.AQ-2113	03.AQ-2115	03.AQ-2116	03.AQ-2110	03.AQ-2111
Dimensions in mm (WxDxH)	96 x 288 x 24	96 x 288 x 24	144 x 144 x 48	144 x 192 x 48	240 x 336 x 48	240 x 336 x 48



	Screwdriver box, for 6 screwdrivers	Socket key box ½, for 22 pieces AF 10 - 32	Multimedia box for 11 CDs	Adhesive pads PU 34 pieces not shown	Label plate, vertical	Label plate, horizontal
Item no.	03.AQ-2114	03.AQ-2123	03.AQ-2117	03.AQ-4103	03.AQ-4104	03.AQ-4105
Dimensions in mm (WxDxH)	144 x 384 x 48	144 x 384 x 48	144 x 192 x 48		13 x 45	15 x 48



For all series

The drawer inserts are made from high-grade plastic and can be inserted into the drawer using the modular principle.
The trough plates and small parts boxes can be inserted lengthwise and widthwise. Basic grid 150 x 150 mm. Material ABS.

Trough plates 150 x 150 x 30 mm



- With 2 troughs 70 mm

Item no.	Packaging unit
50.002.070	1
50002070SE	4



- With 3 troughs 46 mm

Item no.	Packaging unit
50.003.046	1
50003046SE	4



- With 4 troughs 34 mm

Item no.	Packaging unit
50.004.034	1
50004034SE	4

Trough dividers including labelling strip



- For 1x trough

Item no.	Packaging unit
51.002.070	1
51002070SE	10



- For 3x trough

Item no.	Packaging unit
51.003.046	1
51003046SE	20



- For 4x trough

Item no.	Packaging unit
51.004.034	1
51004034SE	20

Spacer bars

Spacer bars are used to secure the plastic subdivision. Sizes that are not indicated do not require spacer bars.

Spacer bars for trough plates

Item no.	Usable drawer dimension
50.500.MP	450 x 600 mm
50.700.MP	600 x 600 mm
50.100.MP	900 x 600 mm



CCR = Centre compartment rails, DIV = Divider, SPB = Small Parts Box, TP = Trough Plate, SDIV = Slot-in divider
PU = Packaging unit



Small parts boxes including labelling strip



Front 50 mm
- 150 x 150 x 28 mm

Item no.	Packaging unit
53.150.150.30	1
5315015030SE	4



Front 75 mm
- 150 x 150 x 52 mm

Item no.	Packaging unit
52.150.150	1
52150150SE	4



Front 100 mm
- 150 x 150 x 66 mm

Item no.	Packaging unit
53.150.150.65	1
5315015065SE	4



Front 50 mm
- 150 x 75 x 28 mm

Item no.	Packaging unit
53.150.075.30	1
5315007530SE	8



Front 75 mm
- 150 x 75 x 52 mm

Item no.	Packaging unit
52.150.075	1
52150075SE	8



Front 100 mm
- 150 x 75 x 66 mm

Item no.	Packaging unit
53.150.075.65	1
5315007565SE	8



Front 50 mm
- 75 x 75 x 28 mm

Item no.	Packaging unit
53.075.075.30	1
5307507530SE	16



Front 75 mm
- 75 x 75 x 52 mm

Item no.	Packaging unit
52.075.075	1
52075075SE	16



Front 100 mm
- 75 x 75 x 66 mm

Item no.	Packaging unit
53.075.075.65	1
5307507565SE	16

Spacer bars

Spacer bars are used to secure the plastic subdivision. Sizes that are not indicated do not require spacer bars.

For small parts box front 50

50.700.KTK1	600 x 600 mm
50.100.KTK1	900 x 600 mm

For small parts box front 100

50.700.KTK2	600 x 600 mm
50.100.KTK2	900 x 600 mm

Individual equipment

- Drawer cabinet R 24-24
- Full pull-out 100 %, load capacity 100 kg per drawer





- 7 drawers

Item no.	Dimensions in mm (WxDxH)
700/0421V10	705 x 736 x 1019

NEW



Inlet, untreated

- 2 colours: blue 5 mm
- Black: 20 mm height

Item no.	LxW in mm
08.90.10	600 x 300
08.90.11	600 x 400
08.90.45.60	450 x 600
08.90.60.60	600 x 600
08.90.90.60	900 x 600



Cutting tool, narrow, 20 mm

Item no.
08.90.02



Cutting tool, semi-circular, 20 x 20 mm

Item no.
08.90.03



Cutting tool, wide, 50 mm

Item no.
08.90.01

Tool sets 600 x 300 mm

Detailed description from page 460



Key set, 21 pcs

Item no.
08.88.204



Tubular socket/double ended flexible joint keys, 16 pcs

Item no.
08.88.201



Set of T-handle screwdrivers, 15 pcs

Item no.
08.88.200



Set of pliers/screwdrivers, 14 pcs

Item no.
08.88.206



Set of hammers, files, chisels and saws, 16 pcs

Item no.
08.88.203



Set of 1/4"-12" socket keys, 71 pcs

Item no.
08.88.205

MRS®
Modular shelving system





The MRS® at a glance Page 140



1. Frames and walls Page 146



2. Shelves and dividers Page 148



3. Drawers Page 150



New variants

4. Vertical pull-outs Page 158



5. Accessories for vertical pull-outs Page 160



6. Hinged doors Page 162



New variants

Finished modules Page 164

Modulares Regal System **at a glance**



1	Support frame	Page 146	6	Level compensation plate	Page 147
2	Rear wall	Page 146	7	Floor anchoring	Page 147
3	Side end wall	Page 147	8	Universal shelf | 500 kg	Page 149
4	Partition wall	Page 147	9	Shelf | 250 kg	Page 149
5	Diagonal cross-brace	Page 147	10	Divider for shelf	Page 149

MADE IN GERMANY



6 steps to your MRS®

1. Frames and walls
Select the required height and width of your drawer shelving and rear wall or diagonal cross-braces for stabilisation.

2. Shelves and dividers
In the 2nd step, you can select your shelves and dividers.

3. Drawers
Select the required drawers or CNC drawers and the drawer divider material. Electrical locking systems are also possible.

4. Vertical pull-outs
In the 4th step, you can select vertical pull-outs. These are ideal for heavy CNC tools.

5. Accessories for vertical pull-outs
Here you can obtain accessories such as shelves or perforated walls for vertical pull-outs. Give your MRS® the finishing touch.

6. Hinged doors
Are you still missing hinged doors? You can find these on/ from page 162

11	Side panel	Page 149	16	CNC half shelf	Page 160
12	Drawers	Page 152	17	CNC suspension	Page 161
13	Vertical pull-outs	Page 159	18	Hinged doors	Page 163
14	Half shelf/vertical pull-out	Page 160			
15	Perforated wall	Page 160			

Modulares Regal System

The MRS® - modular shelving system - enables flexible interior design at all times. Drawers, shelves, vertical pull-outs, CNC storage systems and closed hinged door cabinets can be ideally integrated into a single product. The system offers three different heights.

The unique feature of the product is its individuality. Configure your drawer shelving as you require. Our extensive range of equipment and accessories offers you a large number of constructive alternatives for implementing highly diverse spatial planning economically. The drawer shelving can be subsequently extended and expanded with additional modules. It combines the advantages of a drawer cabinet with the advantages of shelving, thus creating a product that can be perfectly adapted to your requirements thanks to the optimal use of space. Not only can you use the MRS® as wall cabinet shelving, but also as a room divider.

"We offer our customers complete support, from planning to installation."

Precise visualisation of your draw shelving thanks to our planning programs

With a library containing all our products for the SketchUp drawing program, this planning program - along with the pCon drawing program - is the ideal design tool for fast, efficient, three-dimensional modelling and presentation.
Free, flexible designs are produced in no time at all in order to implement your requirements, layouts, size and colour choice with creativity and dynamism.

By building up our extensive library, we are in a position to visualise your ideas and suggestions quickly and easily in 3D.
Can you visualise what your modular shelving system could look like? Let us show you.



Loads:

- kg 500 UNIVERSAL SHELF
- kg 300 VERTICAL PULL-OUTS
- kg 250 SHELF
- VA 100 kg 100% DRAWER FP 100 KG
- VA 180 kg 100% DRAWER FP 180 KG



Module height

Height in mm	Usable height in mm
2030	1906
2430	2306
2830	2706

Module width

Partition	Usable width in mm	Depth in mm
700	651	733
1000	951	733

Usable drawer dimensions

Partition	Internal dimensions in mm	Grid
700	600 x 600	R 24-24
1000	900 x 600	R 36-24

Individual solutions

MRS® – the modular shelving system is designed in an endless construction.
Expand your furnishing requirements at any time. If they do not fit in exactly, we will offer you our wall endings as an individual solution.
Contact us!

Thanks to its excellent workmanship and material quality, the MRS® is a long-term investment for your company.

- Good price-performance ratio
- Simple assembly
- High flexibility
- High quality
- Order and structure
- Perfect detailed solutions
- Various RAL colours

Dimensioning in mm

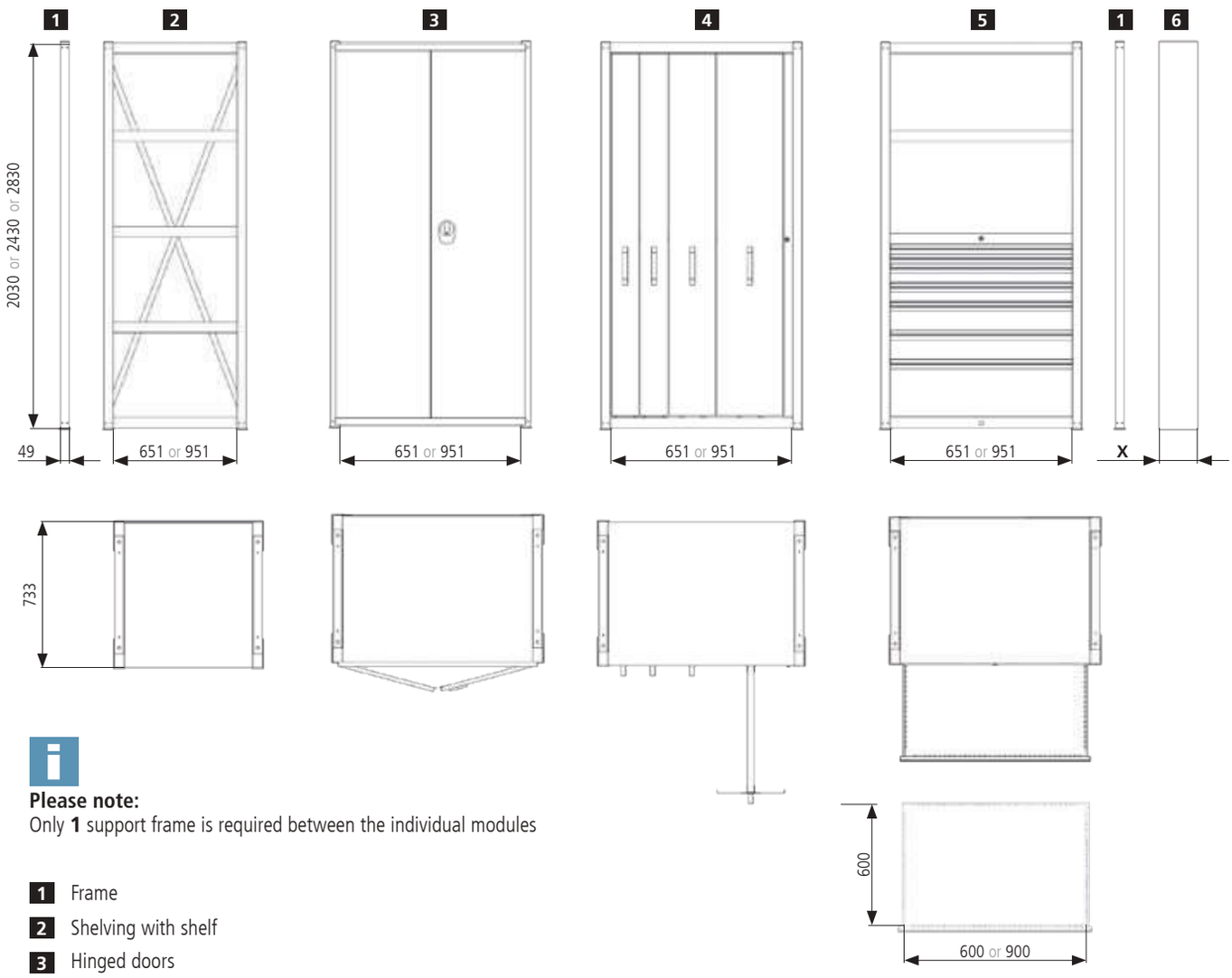

Please note:
Only **1** support frame is required between the individual modules

1 Frame
2 Shelving with shelf
3 Hinged doors
4 Vertical pull-out 300 kg
5 Drawers FP 100 kg, FP 180 kg
6 Wall ending

SHELVING LENGTH =	number of frames x 49 mm + usable widths. With side end walls, an additional 25 mm must be added per wall.
WALL ENDING **X** =	Wall length- **SHELVING LENGTH**

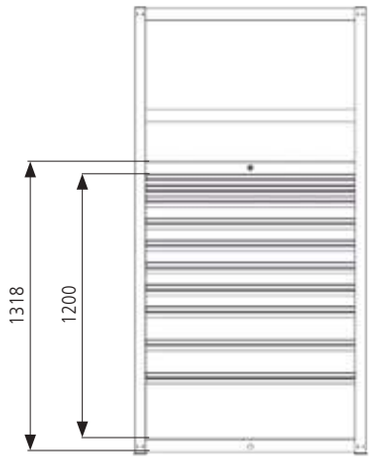

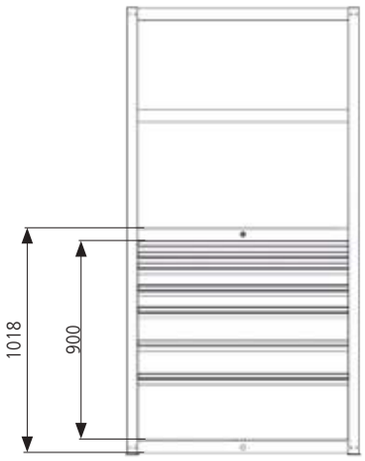

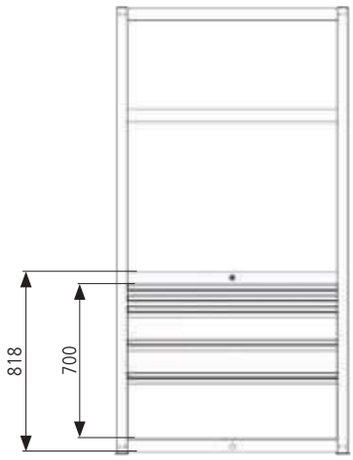

Please note:
The usable heights 1200, 900 and 700 correspond to the total height of fronts.

Example:
Usable height 1200 ⟶ 12x 100 mm front height = 1200 mm total height of fronts
Usable height 900 ⟶ 9x 100 mm front height = 900 mm total height of fronts
Usable height 700 ⟶ 7x 100 mm front height = 700 mm total height of fronts





Please note:
The usable widths 900 and 600 correspond to the total width of fronts.

Example:
Usable width 900 ⟶ 2x 150, 1x 250, 1x 350 mm front width = 900 mm total width of fronts
Usable width 600 ⟶ 1x 250, 1x 350 mm front width = 600 mm total width of fronts

1. Frames and walls



Select the required **height** and **width** of the shelf. For the usable width, you can choose between the two widths **651** mm and **951** mm. The support frame with perforations on both sides is used to hang base carriers and drawer rails in position. To achieve a stabilising effect, a divided rear panel made from high-quality steel sheet is bolted into place. Diagonal cross-braces can also be used instead of a rear wall for lengthwise stabilisation. Additionally, you can chose side end walls and partition walls. You can use these in any way you want.



Support frame

- Made of high-quality sheet steel
- Carrier with subdividing holes on both sides
- 25 mm spacing between holes
- For hanging the base carriers and drawer rails
- Incl. 2 floor anchors

Item no.	Dimensions in mm (WxDxH)
SRTR200	49 x 733 x 2030
SRTR240	49 x 733 x 2430
SRTR280	49 x 733 x 2830



Rear wall

- Made of high-quality sheet steel in two parts
- Rear wall has a stabilising effect
- Prevents reaching through

Item no.	Dimensions in mm (W x H)	Number of parts/height in mm
SRRW070/20	725 x 2003	2x 1007
SRRW070/24	725 x 2403	1x 1007, 1x 1407
SRRW070/28	725 x 2803	1x 1007, 1x 1807
SRRW100/20	1025 x 2003	2x 1007
SRRW100/24	1025 x 2403	1x 1007, 1x 1407
SRRW100/28	1025 x 2803	1x 1007, 1x 1807



Side end wall
- Made of high-quality sheet steel
- For covering the sides of the shelving
- For hanging in the rack frame with base carriers

Item no.	Dimensions in mm (WxDxH)
SRSAW200	25 x 733 x 2018
SRSAW240	25 x 733 x 2418
SRSAW280	25 x 733 x 2818



Partition wall
- Made of high-quality sheet steel
- For hanging in the support frame
- Anti-theft protection
- Can also be used when installing facing doors

Item no.	Dimensions in mm (WxDxH)
SRZW200	18 x 591 x 1928
SRZW240	18 x 591 x 2328
SRZW280	18 x 591 x 2728



Diagonal cross-brace
- For lengthwise stabilisation instead of a rear wall
- A diagonal cross-brace or a rear wall is required for the 1st and 4th fields
- Standard size for all offered heights and widths

Item no.	Dimensions in mm (WxDxH)
SRDK	728 x 4 x 1870

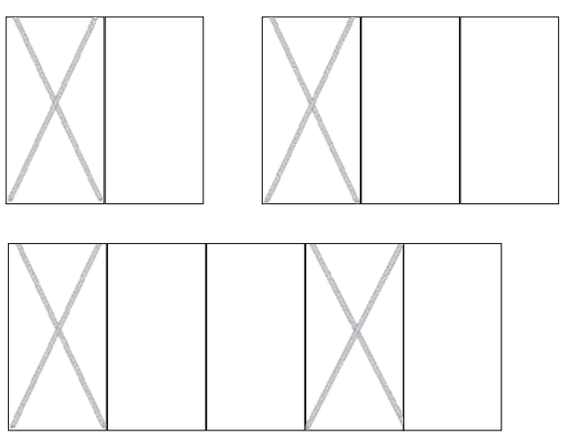

Example arrangements with diagonal cross-braces/rear walls



Level compensation plate
- Enables precise alignment even on an uneven floor

Item no.	Dimensions in mm (WxDxH)
SRNAP1	60 x 150 x 1
SRNAP2	60 x 150 x 2
SRNAP4	60 x 150 x 4



Floor anchoring
- For anchoring the drawer shelving

Item no.	Dimensions in mm (Ø x H)
SRBV	Ø 12 x 110

2. Shelves and dividers



In the 2nd step, you can select your shelves and dividers made of high-quality sheet steel. Universal shelves are used for the top and bottom of the drawer shelving. These are available smooth or slotted and have a load capacity of up to 500 kg. Standard shelves are available with a maximum load capacity of 250 kg. Side panels are used to create the sides of internal spaces. Special dividers are available to subdivide the slotted shelves. In order to use the lower shelf, you require another shelf (universal shelf 500 kg or smooth shelf 250 kg)





Shelf divider for individual subdivision of the slotted shelves.



Smooth shelf

- Inserted into the support frame as an intermediate shelf

kg 250

Item no.	Dimensions in mm (WxDxH)
SRFBGL070	651 x 731 x 25
SRFBGL100	951 x 731 x 25



Slotted shelf

- Inserted into the support frame as an intermediate shelf
- The slots are use to attach dividers

kg 250

Item no.	Dimensions in mm (WxDxH)
SRFBGE070	651 x 731 x 25
SRFBGE100	951 x 731 x 25



Smooth universal shelf

- This shelf is screwed into the support frame as a top and bottom
- Additionally, it can also be used as a heavy load shelf between support frames

kg 500

Item no.	Dimensions in mm (WxDxH)
SRUNFBGL070	651 x 731 x 56
SRUNFBGL100	951 x 731 x 56



Universal shelf, slotted

- This shelf is screwed into the support frame as a top and bottom
- Additionally, it can also be used as a heavy load shelf between support frames
- The slots are use to attach dividers

kg 500

Item no.	Dimensions in mm (WxDxH)
SRUNFBGE070	651 x 731 x 56
SRUNFBGE100	951 x 731 x 56



Divider for shelf

- For subdividing the slotted shelves

Item no.	Dimensions in mm (DxH)
SRFBTB095	700 x 95
SRFBTB145	700 x 145
SRFBTB195	700 x 195



Side panel

- As a side barrier
- Prevents tools/materials from falling off at the sides

Item no.	Dimensions in mm (DxH)
SRSB095	614 x 95
SRSB145	614 x 145
SRSB195	614 x 195

3. Drawers



In the next step, you have the opportunity to adapt the drawer and the drawer divider material to your requirements.
Furthermore, you can incorporate various locking systems. You can also select the variants for your CNC area.

Please note:
The usable heights 1200, 900 and 700 correspond to the total height of fronts.
EXAMPLE:

Usable height 1200 → 12x 100 mm front height = 1200 mm total height of fronts
Usable height 900 → 9x 100 mm front height = 900 mm total height of fronts
Usable height 700 → 7x 100 mm front height = 700 mm total height of fronts

Electrical locking systems
please see page 131





Support tray set with cylinder lock for drawer

- Cylinder lock and two keys
- Various locking mechanisms can be incorporated into the top

Item no.	Dimensions in mm (WxDxH)	Usable drawer heights **H**	Grid
SRSTS070/080	651 x 731 x 818	700	24-24
SRSTS070/100	651 x 731 x 1018	900	24-24
SRSTS070/130	651 x 731 x 1318	1200	24-24
SRSTS100/080	951 x 731 x 818	700	36-24
SRSTS100/100	951 x 731 x 1018	900	36-24
SRSTS100/130	951 x 731 x 1318	1200	36-24

A rear wall is essential when using drawers. Partition walls or side end walls are important due to the locking mechanism so that anti-theft protection is ensured.

Width 600 mm | Depth 600 mm

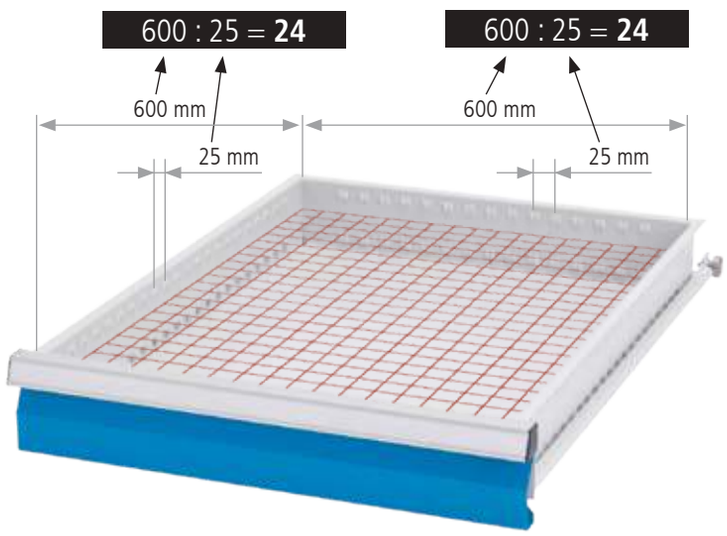

VA 100 kg 100%

Width 600 x 600 with full pull-out 100 % - 70/100 kg

Item no.	Front height	Shell height	Usable height	Load capacity
60.70.050V07	50	28	30	70 kg
60.70.075V10	75	56	58	100 kg
60.70.100V10	100	81	83	100 kg
60.70.125V10	125	81	108	100 kg
60.70.150V10	150	131	133	100 kg
60.70.175V10	175	131	158	100 kg
60.70.200V10	200	181	183	100 kg
60.70.250V10	250	181	233	100 kg
60.70.300V10	300	181	283	100 kg

Drawers with load capacity 300 kg see page 99

VA 180 kg 100%

Width 600 x 600 with full pull-out 100 % - 180 kg

Item no.	Front height	Shell height	Usable height	Load capacity
60.70.100V18	100	81	83	180 kg
60.70.125V18	125	81	108	180 kg
60.70.150V18	150	131	133	180 kg
60.70.175V18	175	131	158	180 kg
60.70.200V18	200	181	183	180 kg
60.70.250V18	250	181	233	180 kg
60.70.300V18	300	181	283	180 kg

Drawer inserts | ABS



Trough plates | 56 parts

- 4x TP with 4 troughs
- 8x TP with 3 troughs
- 4x TP with 2 troughs
- 18x SDIV for 4 troughs
- 17x SDIV for 3 troughs
- 5x SDIV for 2 troughs

Item no.	Front height in mm
130	50/75



Metal divider | 7 parts

- 2x CCR 600 mm
- 5x DIV 200 mm

Item no.	Front height in mm
135BLH50	50
135BLH75	75
135BLH100	100/125
135BLH150	150/175
135BLH200	200/300



Metal divider | 10 parts

- 2x CCR 600 mm
- 8x DIV 200 mm

Item no.	Front height in mm
139BLH50	50
139BLH75	75
139BLH100	100/125
139BLH150	150/175
139BLH200	200/300



Small parts boxes | 32 parts

- 8x SPB 150 x 150 mm
- 8x SPB 75 x 150 mm
- 16x SPB 75 x 75 mm

Item no.	Front height in mm
132BLH50	50
132BLH75	75
132BLH100	100



Metal divider | 13 parts

- 3x CCR 600 mm
- 10x DIV 150 mm

Item no.	Front height in mm
138BLH50	50
138BLH75	75
138BLH100	100/125
138BLH150	150/175
138BLH200	200/300



Metal divider | 5 parts

- 1x CCR 600 mm
- 4x DIV 300 mm

Item no.	Front height in mm
144BLH75	75
144BLH100	100/125
144BLH150	150/175
144BLH200	200/300



Small parts boxes | 24 parts

- 12x SPB 150 x 150 mm
- 4x SPB 75 x 150 mm
- 8x SPB 75 x 75 mm

Item no.	Front height in mm
134BLH50	50
134BLH75	75
134BLH100	100



Metal divider | 11 parts

- 2x CCR 600 mm
- 3x DIV 100 mm
- 3x DIV 200 mm
- 3x DIV 300 mm

Item no.	Front height in mm
147BLH75	75
147BLH100	100/125
147BLH150	150/175
147BLH200	200/300



Metal divider | 23 parts

- 5x CCR 600 mm
- 18x DIV 100 mm

Item no.	Front height in mm
149BLH50	50
149BLH75	75
149BLH100	100/125
149BLH150	150/175
149BLH200	200/300

CCR = Centre compartment rails, DIV = Divider, SPB = Small Parts Box, TP = Trough Plate, SDIV = Slot-in divider

Width 900 mm | Depth 600 mm

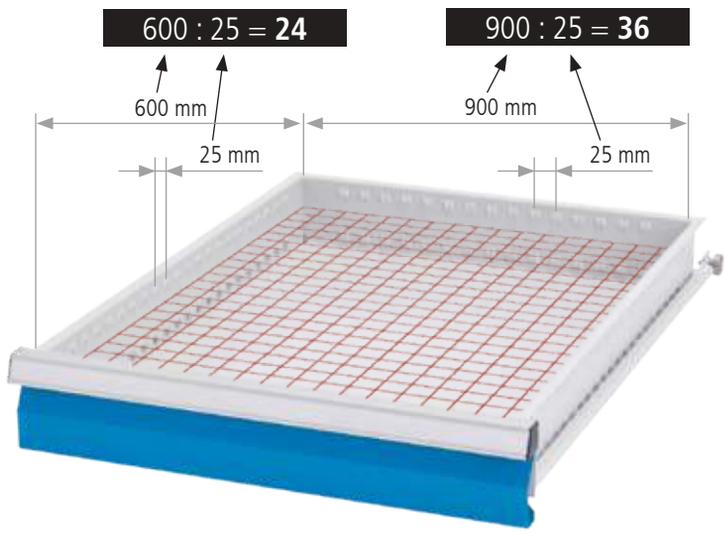

VA 100 kg 100%

Width 900 x 600 with full pull-out 100 % - 70/100 kg

Item no.	Front height	Shell height	Usable height	Load capacity
60.10.050V07	50	28	30	70 kg
60.10.075V10	75	56	58	100 kg
60.10.100V10	100	81	83	100 kg
60.10.125V10	125	81	108	100 kg
60.10.150V10	150	131	133	100 kg
60.10.175V10	175	131	158	100 kg
60.10.200V10	200	181	183	100 kg
60.10.250V10	250	181	233	100 kg
60.10.300V10	300	181	283	100 kg

Drawers with load capacity 300 kg see page 107

VA 180 kg 100%

Width 900 x 600 with full pull-out 100 % - 180 kg

Item no.	Front height	Shell height	Usable height	Load capacity
60.10.100V18	100	81	83	180 kg
60.10.125V18	125	81	108	180 kg
60.10.150V18	150	131	133	180 kg
60.10.175V18	175	131	158	180 kg
60.10.200V18	200	181	183	180 kg
60.10.250V18	250	181	233	180 kg
60.10.300V18	300	181	283	180 kg

Drawer inserts | ABS



Trough plates | 71 parts

- 8x TP with 4 troughs
- 8x TP with 3 troughs
- 8x TP with 2 troughs
- 23x SDIV for 4 troughs
- 14x SDIV for 3 troughs
- 10x SDIV for 2 troughs

Item no.	Front height in mm
150	50/75



Small parts boxes | 40 parts

- 16x SPB 150 x 150 mm
- 8x SPB 75 x 150 mm
- 16x SPB 75 x 75 mm

Item no.	Front height in mm
159BLH50	50
159BLH75	75
159BLH100	100/125



Metal divider | 20 parts

- 5x CCR 600 mm
- 15x DIV 150 mm

Item no.	Front height in mm
153BLH50	50
153BLH75	75
153BLH100	100/125
153BLH150	150/175
153BLH200	200/300



Metal divider | 5 parts

- 2x CCR 600 mm
- 3x DIV 300 mm

Item no.	Front height in mm
155BLH75	75
155BLH100	100/125
155BLH150	150/175
155BLH200	200/300



Metal divider | 24 parts

- 4x CCR 600 mm
- 16x DIV 150 mm
- 4x DIV 300 mm

Item no.	Front height in mm
171BLH75	75
171BLH100	100/125
171BLH150	150/175
171BLH200	200/300



Metal divider | 31 parts

- 7x CCR 600 mm
- 6x DIV 75 mm
- 9x DIV 100 mm
- 9x DIV 150 mm

Item no.	Front height in mm
172BLH50	50
172BLH75	75
172BLH100	100/125
172BLH150	150/175
172BLH200	200/300



Metal divider | 29 parts

- 8x CCR 600 mm
- 21x DIV 100 mm

Item no.	Front height in mm
161BLH50	50
161BLH75	75
161BLH100	100/125
161BLH150	150/175
161BLH200	200/300



Metal divider | 10 parts

- 2x CCR 600 mm
- 8x DIV 300 mm

Item no.	Front height in mm
166BLH75	75
166BLH100	100/125
166BLH150	150/175
166BLH200	200/300



Metal divider | 15 parts

- 3x CCR 600 mm
- 9x DIV 200 mm
- 3x DIV 300 mm

Item no.	Front height in mm
170BLH75	75
170BLH100	100/125
170BLH150	150/175
170BLH200	200/300

CCR = Centre compartment rails, DIV = Divider, SPB = Small Parts Box, TP = Trough Plate, SDIV = Slot-in divider

Drawer frames for drawers R 24-24

Static and flexible version | Width 600 – Drawer frame and single carrier



CNC drawers
Width 600 x 600 with full pull-out 100 % - 180 kg

VA
180 kg
100%

Item no.	Front height	Shell height	Usable height
60.70.30V18CNC	300	81	283
60.70.40V18CNC	400	81	383



Suspension rails for CNC for tool holder carrier (WAT)

- For up to 5 CNC tool holder carriers (WAT)
- For all drawers with 600 mm depth
- Supplied in pairs

Item no.	Dimensions in mm (WxDxH)
02.33.87.60	600 x 25 x 75





5 single carriers fit in one drawer





CNC drawer frame SR 600 for cabinet R 24-24

Item no.	Dimensions in mm (WxDxH)	CNC E1	CNC E2	CNC E3
02.8707.500	600 x 600 x 130	50*	35*	25*

CNC tool holder carrier (WAT) 600 for cabinet R 24-24

Item no.	Dimensions in mm (WxDxH)	CNC E1	CNC E2	CNC E3
02.8707.100	620 x 120 x 180	10*	7*	5*

*Number of possible inserts for sizes E1, E2, E3

Static and flexible version | Width 900 – Drawer frame and single carrier



CNC drawers
Width 900 x 600 with full pull-out 100 % - 180 kg

VA
180 kg
100%

Item no.	Front height	Shell height	Usable height
60.10030V18CNC	300	81	283
60.10040V18CNC	400	81	383



Suspension rails for CNC for tool holder carrier (WAT)
- For up to 5 CNC tool holder carriers (WAT)
- For all drawers with 600 mm depth
- Supplied in pairs

Item no.	Dimensions in mm (WxDxH)
02.33.87.60	600 x 25 x 75

CNC inserts
see page 172/173





5 single carriers fit in one drawer



CNC drawer frame SR 900 for cabinet R 36-24

Item no.	Dimensions in mm (WxDxH)	CNC E1	CNC E2	CNC E3
02.8710.500	900 x 600 x 130	80*	55*	40*



CNC tool holder carrier (WAT) 900 for cabinet R 36-24

Item no.	Dimensions in mm (WxDxH)	CNC E1	CNC E2	CNC E3
02.8710.100	920 x 120 x 180	16*	11*	8*

*Number of possible inserts for sizes E1, E2, E3

4. Vertical pull-out



Do you need vertical pull-outs? They can be used in the CNC area and are essential for ensuring order in your workshop. Select the size of the vertical pull-outs here. They are noted for their high-quality powder-coated sheet steel construction with a load capacity of 300 kg per full pull-out. Also note the perforated panels, which can be used on both sides on telescopic pull-outs with ball bearing guides, and the complementary range of hooks. You will find more extras on the following pages.

Please note:
The usable widths 900 and 600 correspond to the total width of fronts.

EXAMPLE:
Usable width 900 ⟶ 3x 300 mm front width = 900 mm total width of fronts
Usable width 600 ⟶ 3x 200 mm front width = 600 mm total width of fronts



New height 1018 mm

Support tray set with cylinder lock for vertical pull-out

- Generally with cylinder lock and 2 keys
- Optionally, electronic locking mechanisms can be incorporated
- Maximum load capacity per drawer shelf 900 kg

kg 900

Item no.	Dimensions in mm (WxDxH)	For vertical pull-out	Usable width **W** in mm
SRSTV070/100	651 x 731 x 1018	700/1000	600
SRSTV070/200	651 x 731 x 2018	700/2000	600
SRSTV070/240	651 x 731 x 2418	700/2400	600
SRSTV070/280	651 x 731 x 2818	700/2800	600
SRSTV100/100	951 x 731 x 1018	1000/1000	900
SRSTV100/200	951 x 731 x 2018	1000/2000	900
SRSTV100/240	951 x 731 x 2418	1000/2400	900
SRSTV100/280	951 x 731 x 2818	1000/2800	900





Vertical pull-outs

- Soft pull-in
- Full pull-out
- Load capacity per vertical pull-out 300 kg

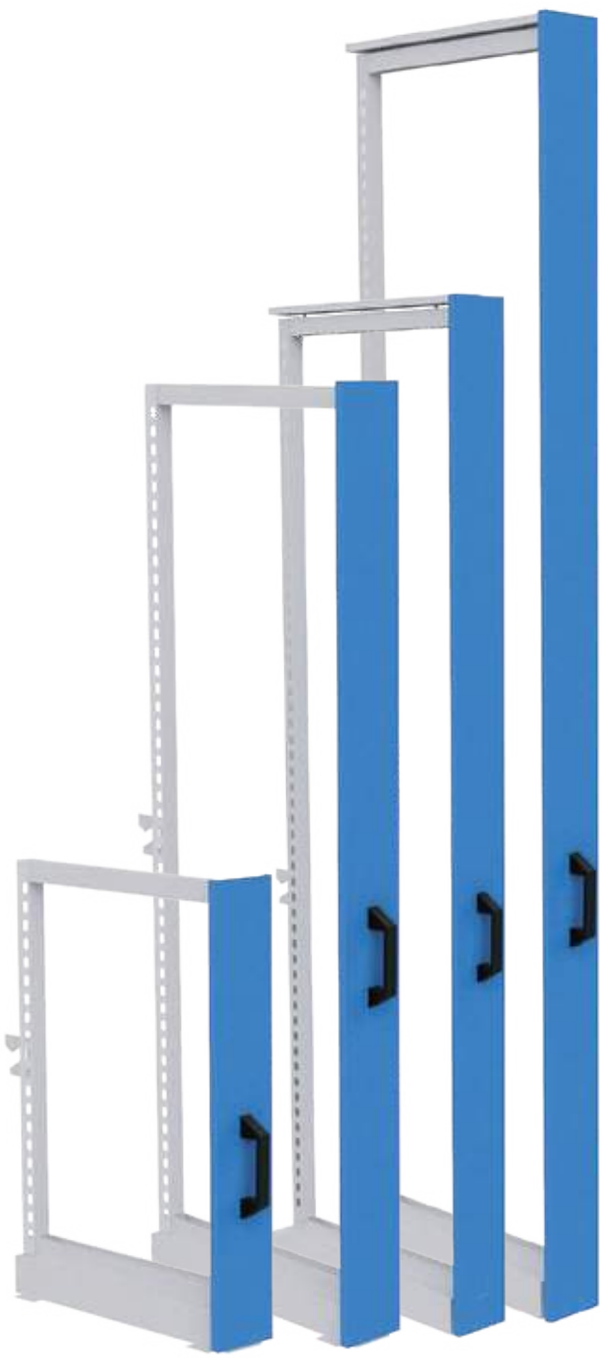

kg 300

Item no.	Front width in mm	Dimensions in mm (WxDxH)
SRVZ150/100	150	145 x 692 x 905
SRVZ150/200	150	145 x 692 x 1905
SRVZ150/240	150	145 x 692 x 2305
SRVZ150/280	150	145 x 692 x 2705

Item no.	Front width in mm	Dimensions in mm (WxDxH)
SRVZ200/100	200	195 x 692 x 905
SRVZ200/200	200	195 x 692 x 1905
SRVZ200/240	200	195 x 692 x 2305
SRVZ200/280	200	195 x 692 x 2705

Item no.	Front width in mm	Dimensions in mm (WxDxH)
SRVZ250/100	250	245 x 692 x 905
SRVZ250/200	250	245 x 692 x 1905
SRVZ250/240	250	245 x 692 x 2305
SRVZ250/280	250	245 x 692 x 2705

Item no.	Front width in mm	Dimensions in mm (WxDxH)
SRVZ300/100	300	295 x 692 x 905
SRVZ300/200	300	295 x 692 x 1905
SRVZ300/240	300	295 x 692 x 2305
SRVZ300/280	300	295 x 692 x 2705

Item no.	Front width in mm	Dimensions in mm (WxDxH)
SRVZ350/100	350	345 x 692 x 905
SRVZ350/200	350	345 x 692 x 1905
SRVZ350/240	350	345 x 692 x 2305
SRVZ350/280	350	345 x 692 x 2705

5. Accessories for vertical pull-outs



Perforated wall for vertical pull-out

Item no.	Dimensions in mm (WxDxH)
SRVZLW416	590 x 12 x 416

- Maximum number of perforated walls that fits on one side of the vertical pull-out
- Can also be hung on both sides

Support frame height	Number of perforated walls
2030	4 pieces
2430	5 pieces
2830	5 pieces





Half shelf for vertical pull-out

- Can be hung on both sides, creating a full-length support surface

Item no.	Dimensions in mm (WxDxH)	Usable area in mm
SRHFBVZ150	67 x 592 x 91	588 x 61
SRHFBVZ200	90 x 592 x 91	588 x 86
SRHFBVZ250	115 x 592 x 91	588 x 111
SRHFBVZ300	140 x 592 x 91	588 x 136
SRHFBVZ350	165 x 592 x 91	588 x 161

For vertical pull-outs with a width from 200, the following perforated wall accessories are possible. Others on request



Tool clamp, single, small base plate

Item no.	Dimensions in mm (Ø)
03.87.331	6
03.87.332	10
03.87.333	13
03.87.334	16
03.87.335	19



Tool holder with vertical hook end

- Ø 6 mm

Item no.	Dimension in mm (W)
03.87.311	35
03.87.312	75
03.87.313	125



Double tool clamp

Item no.	Dimensions in mm (Ø)
03.87.341	6
03.87.342	10
03.87.343	13
03.87.344	16
03.87.345	19



Pliers holder

Item no.	Dimensions in mm (WxD)
03.87.409	20 x 35
03.87.410	50 x 40
03.87.411	75 x 50
03.87.412	20 x 55
03.87.413	20 x 75



Double tool holder with slanted hook ends

- Ø 6 mm

Item no.	Dimension in mm (W)
03.87.322	50
03.87.323	75
03.87.324	150



Round holder

Item no.	Dimensions in mm (WxD)
03.87.355	65 x 25



CNC half shelf | Static variant for vertical pull-out from a width of 250 mm

- Usable area: 588 x 61 mm

Item no.	Dimensions in mm (WxDxH)	CNC E1	CNC E2	CNC E3
SRVAHFBCN250	592 x 117 x 124	*10	*7	*5

*Number of possible inserts for sizes E1, E2, E3



Slotted cross-member

- Holds long tools, pipes, etc.

Item no.	Dimensions in mm (WxDxH)
SRTRGE	72 x 20 x 630

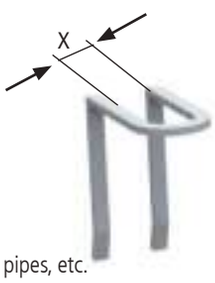

Bracket

- Tilt protection for tools, pipes, etc.

Item no.	Dimensions in mm (WxDxH)	Internal dimensions x
SRHB025	49 x 33 x 71	17
SRHB050	49 x 58 x 71	42
SRHB075	49 x 83 x 71	67
SRHB100	49 x 108 x 71	92

CNC tool holder carrier (WAT)
see pages 156/157



CNC suspension | Flexible variant for vertical pull-out from a width of 300 mm

- Hang your tool holder carrier here **02.8707.100** (see page 156)

Item no.	Dimensions in mm (WxDxH)
SRVACNWAT300	70 x 49 x 150



Storage rack

- Lower stop for tools, pipes, etc.
- 2 storage racks are needed in order to utilise the entire depth
- Is hung in the SRTRGE cross-member

Item no.	Dimensions in mm (WxDxH)
SRAB150	61 x 273 x 60
SRAB200	86 x 273 x 60
SRAB250	111 x 273 x 60
SRAB300	136 x 273 x 60



6. Hinged doors



To protect against theft, our protruding lockable hinged doors ensure optimal protection for access control. This sheet steel construction is very robust and optimally welded. The MRS® has a resistant powder coating. Hinged doors and a PIN code lock can be retrofitted.





Pin code lock for hinged door cabinets see page 130

New heights 800 and 1000 mm





Hinged door assembly

- With rotary handle - cylinder lock
- A rear wall and two partition walls or end walls are additionally required to ensure anti-theft protection

Item no.	Dimensions in mm (WxDxH)
SRFLE070/080	695 x 23 x 792
SRFLE070/100	695 x 23 x 992
SRFLE100/080	995 x 23 x 792
SRFLE100/100	995 x 23 x 992
SRFLO070/080	695 x 23 x 767 | Can only be used at top
SRFLO070/100	695 x 23 x 967 | Can only be used at top
SRFLO100/080	995 x 23 x 767 | Can only be used at top
SRFLO100/100	995 x 23 x 967 | Can only be used at top
SRFLE070/200	695 x 23 x 1992
SRFLE070/240	695 x 23 x 2392
SRFLE070/280	695 x 23 x 2792
SRFLE100/200	995 x 23 x 1992
SRFLE100/240	995 x 23 x 2392
SRFLE100/280	995 x 23 x 2792

Shelves for hinged door cabinets can be found on page 149

Finished modules

Module 1 – 2

- Delivery unassembled



Module 1 | 700
- 2x support frame
- 1x diagonal cross-brace
- 3x smooth universal shelf
- 2x slotted shelf
- 8x shelf side panel
- 5x shelf divider

Item no.	Dimensions in mm (WxDxH)
SRK01	749 x 733 x 2030



Module 2 | 700
- 2x support frame
- 1x rear wall
- 2x partition wall
- 2x smooth universal shelf
- 1x support tray set with cylinder lock for drawer 700/1300
- 11x drawer

Item no.	Dimensions in mm (WxDxH)
SRK02	749 x 733 x 2030

POSSIBLE MODULE COMBINATIONS

Module 1 Module 2 Module 3 Module 4

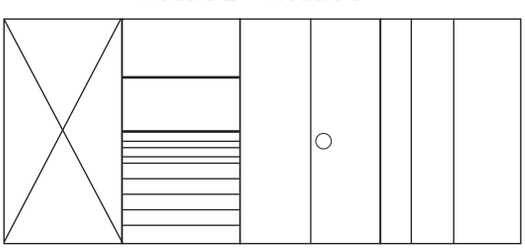

Please note:
Only **1** support frame is required between the individual modules

Module 1 Module 3 Module 2 Module 4

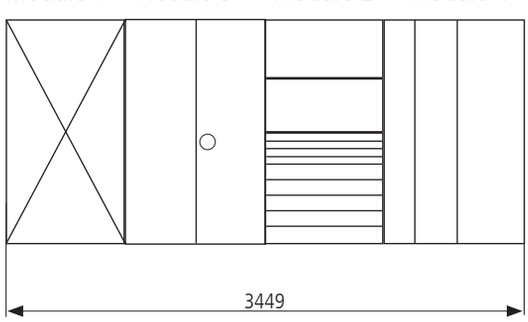

Example for total length:

5x support frame x 49 mm
+ 2x 651 mm (module 700)
+ 2x 951 mm (module 1000)
= 3449 mm *Dimensions excluding side end walls*



Module 3 | 1000

- 2x support frame
- 1x rear wall
- 2x partition wall
- 1x hinged door assembly 1000/2000
- 2x universal shelf with height of 56 mm as top and bottom
- 4x shelf with height of 25 mm as intermediate shelf

Item no.	Dimensions in mm (WxDxH)
SRK03	1049 x 733 x 2030



Module 4 | 1000

- 2x support frame
- 1x rear wall
- 2x partition wall
- 1x support tray set with cylinder lock for vertical cabinet 1000
- 3x vertical pull-out
- No additional intermediate shelves or perforated walls

Item no.	Dimensions in mm (WxDxH)
SRK04	1049 x 733 x 2030

POSSIBLE MODULE COMBINATIONS

Module 2 Module 4 Module 3 Module 1

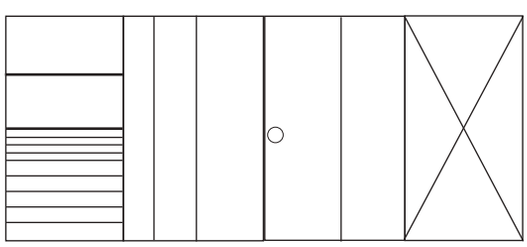

Module 4 Module 3 Module 2 Module 1

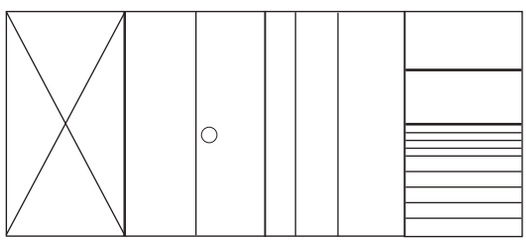

Other combinations are possible

Finished modules

Module 5 – 6

- Delivery unassembled



Module 5 | 1400

- 3x support frame
- 2x rear wall
- 2x side end wall
- 2x partition wall
- 3x smooth universal shelf
- 5x smooth shelf
- 4x shelf side panels
- 1x hinged door assembly 700/2000
- 1x support tray set with cylinder lock for drawer 700/1000
- 7x drawer

Item no.	Dimensions in mm (WxDxH)
SRK05	1449 x 733 x 2030

Module 6 | 700

- 2x support frame
- 1x rear wall
- 2x side end wall
- 1x smooth universal shelf
- 2x smooth shelf
- 6x shelf side panels
- 1x hinged door assembly 700/1000, top
- 1x support tray set with cylinder lock for drawer 700/1000
- 7x drawer

Item no.	Dimensions in mm (WxDxH)
SRK06	749 x 733 x 2030





Module 7 | 1000

- 2x support frame
- 1x rear wall
- 2x side end wall
- 4x universal shelf
- 2x shelf
- 2x drawer, not lockable
- 1x hinged door assembly 1000, top

Item no.	Dimensions in mm (WxDxH)
SRK07	1049 x 733 x 2030

Module 8 | 1000

- 2x support frame
- 1x rear wall
- 2x side end wall
- 1x support tray set with cylinder lock for vertical pull-out
- 3x vertical pull-out
- 2x shelf
- 1x universal shelf
- 1 x Universal shelf, slotted

Item no.	Dimensions in mm (WxDxH)
SRK08	1049 x 733 x 2030

CNC storage and transport systems





CNC modular system Page 170



CNC tool inserts Page 172



CNC table mounted frames Page 174



CNC tool holder carriers Page 176



New variants

CNC cabinets and workbenches Page 178



Storage of up to 400 inserts

RotaRex® large cabinet Page 188



CNC workshop and tool trolley Page 192

The modular system







one cassette for all applications















CNC E1 **Tool insert size 1**
Tool insert 49 x 103 x 17 mm

CNC E2 **Tool insert size 2**
Tool insert 74 x 103 x 17 mm

CNC E3 **Tool insert size 3**
Tool insert 99 x 103 x 17 mm

Erg **Ergonomics**
Efficiency through occupational safety during the activity to be carried out

Optimisation of the space within reach
Optimal range of movement with short receptacle paths and an unrestricted assembly area

Mobile
Fast, flexible work process thanks to maximum mobility

Information
on relevant articles/product groups are shown

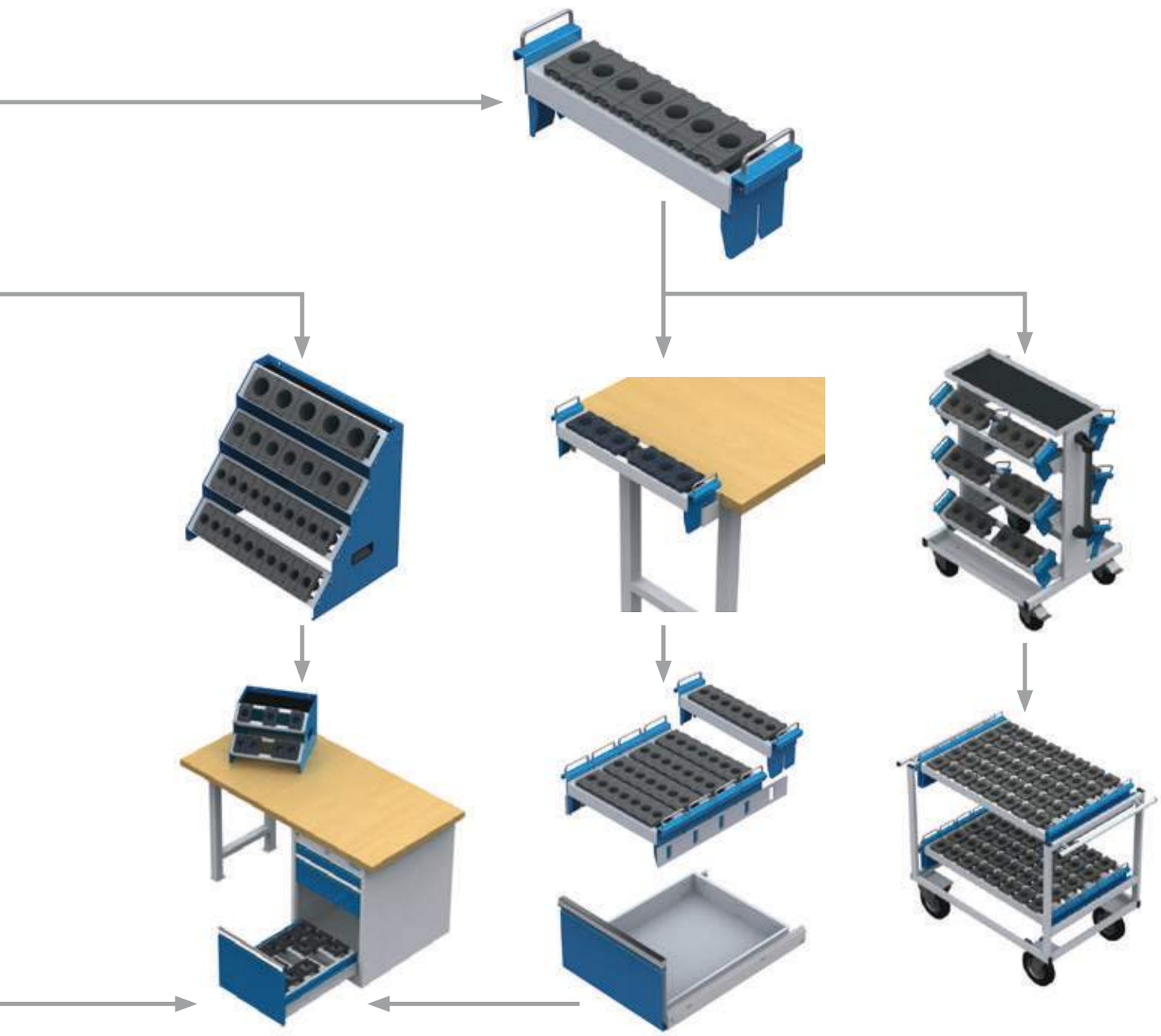

CNC tool inserts

The tool inserts are made of oil-resistant, break-proof and impact-resistant ABS plastic and are noted for their tailored inner struts. The tapered tool holder is thus optimally centred.

- The insert is clicked into our grid system with a clip and can be moved in steps of 25 mm without a tool.
- Nubs on the top of the inserts.
  In this way, no adhesion occurs and the tool is prevented from attaching itself by vacuum
- All tool sizes can be combined













CNC E1

Item no.	Type
56.01.30	SK 30
56.02.25	VDI 25
56.02.30	VDI 30
56.03.30	MK 3
56.03.40	MK 4



CNC E2

Item no.	Type
56.01.40	SK 40
56.02.40	VDI 40
57.01.50	HSK A 50/B 63
57.01.63	HSK A 63/B 80
56.03.50	MK 5



CNC E3

Item no.	Type
56.01.50	SK 50
56.02.50	VDI 50
56.02.60	VDI 60
57.01.80	HSK A 80/B 100
57.01.100	HSK A 100/B 125



CNC E3

Item no.	Type
57.01.40	HSK A 40/B 50



CNC E3

Item no.	Type
57.01.32	HSK A 32/B 40



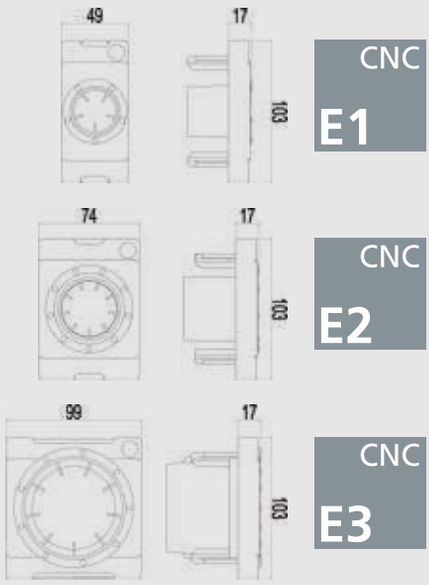



Item no.	Type
57.01.00	Universal



Item no.	Type
57.01.03	Capto C 3



Item no.	Type
57.01.04	Capto C 4



Item no.	Type
57.01.05	Capto C 5



Item no.	Type
57.01.06	Capto C 6



Item no.	Type
57.01.08	Capto C 8

CNC table mounted frames

CNC table mounted frames (TAG)

- Shelf and handles
- CNC table mounted frames are riveted
- **Supplied without tools and inserts**
- *Number of possible inserts for sizes E1, E2, E3









CNC table mounted frame TAG 2-1

- 2x cassette

Item no.	Dimensions in mm (WxDxH)	CNC E1	CNC E2	CNC E3
02.8705.200	425 x 375 x 300	14*	10*	6*

CNC table mounted frame TAG 2-2

- 2x cassette

Item no.	Dimensions in mm (WxDxH)	CNC E1	CNC E2	CNC E3
02.8707.200	575 x 375 x 300	20*	14*	10*





CNC table mounted frame TAG 4-1

- 4x cassette

Item no.	Dimensions in mm (WxDxH)	CNC E1	CNC E2	CNC E3
02.8705.400	425 x 375 x 525	28*	20*	12*

CNC table mounted frame TAG 4-2

- 4x cassette

Item no.	Dimensions in mm (WxDxH)	CNC E1	CNC E2	CNC E3
02.8707.400	575 x 375 x 525	40*	28*	20*

- Suitable for 450/600/900 x 600 mm drawers
- CNC drawer frames are riveted
- **Supplied without tools and inserts**
- *Number of possible inserts for sizes E1, E2, E3





CNC drawer frame SR 450 for cabinet R 18-24

Item no.	Dimensions in mm (WxDxH)	CNC E1	CNC E2	CNC E3
02.8705.500	450 x 600 x 130	35*	25*	15*



CNC drawer frame SR 600 for cabinet R 24-24

Item no.	Dimensions in mm (WxDxH)	CNC E1	CNC E2	CNC E3
02.8707.500	600 x 600 x 130	50*	35*	25*



CNC drawer frame SR 900 for cabinet R 36-24

Item no.	Dimensions in mm (WxDxH)	CNC E1	CNC E2	CNC E3
02.8710.500	900 x 600 x 130	80*	55*	40*

CNC tool holder carriers

CNC tool holder carrier (WAT)

- Our modular system offers you a great variety of possibilities
- The cassette is riveted and fitted with grab handles/carry handles
- **Supplied without tools and inserts**
- *Number of possible inserts for sizes E1, E2, E3







CNC tool holder carrier (WAT), 450 for cabinet R 18-24

Item no.	Dimensions in mm (WxDxH)	CNC E1	CNC E2	CNC E3
02.8705.100	470 x 120 x 180	7*	5*	3*

CNC tool holder carrier (WAT), 600 for cabinet R 24-24

Item no.	Dimensions in mm (WxDxH)	CNC E1	CNC E2	CNC E3
02.8707.100	620 x 120 x 180	10*	7*	5*



CNC tool holder carrier (WAT), 800

Item no.	Dimensions in mm (WxDxH)	CNC E1	CNC E2	CNC E3
02.8708.100	820 x 120 x 180	14*	9*	7*



CNC tool holder carrier (WAT), 900 for cabinet R 36-24

Item no.	Dimensions in mm (WxDxH)	CNC E1	CNC E2	CNC E3
02.8710.100	920 x 120 x 180	16*	11*	8*



Suspension rail

- For up to 5 CNC tool holder carriers (WAT)
- For all drawers with 600 mm depth
- Supplied in pairs

Item no.	Dimensions in mm (WxDxH)
02.33.87.60	25 x 600 x 75



Mounting brackets

- For 1 CNC tool holder carrier (WAT)
- Supplied in pairs

Item no.	Dimensions in mm (WxDxH)
02.89.WAT.01	70 x 75 x 88



Aluminium mounting block

- SK 30, SK 40, SK 50
- Other sizes on request

Item no.	Type
02.560.31	SK 30
02.560.41	SK 40
02.560.51	SK 50



Tool Boy

- Tool mounting aid for safe reclamping
- With replaceable tool holders

Item no.	Designation	Description
02.560.000	Tool Boy body	Tool mounting aid for safe reclamping with replaceable tool holders
02.560.001	Tool Boy tool holder SK 30	Other sizes on request
02.560.002	Tool Boy tool holder SK 40	
02.560.003	Tool Boy tool holder SK 50	

CNC cabinets and workbenches

CNC combinations from practice R 18-24 | R 24-24

- The CNC drawers of a front height of more than 300 mm are prepared to hold the tool carriers
- 5 tool carriers or 1 drawer frame can be set per drawer
- Tool holder carriers (WAT), drawer frames (SR) and inserts can be found on page 172/173, 175/176
- Lockable with cylinder lock
- Cabinet can be arranged with other drawer front heights
- **Supplied without tools and tool holder frames**



Note:
Suspension rails on page 177

CNC Drawer cabinet R 24-24

- 4x drawer
- Drawers with full pull-out 100 %
- Drawers with 100 mm front height, load capacity 100 kg
  Drawers with 300 and 400 mm front height, load capacity 180 kg
- Usable drawer dimension, internal: 600 x 600 mm

Item no.	Dimensions in mm (WxDxH)
02.140V	705 x 736 x 1019



CNC inline workbench

- Beech multiplex top 40 mm (H)
- Drawers with full pull-out (FP) 100%
- Drawers with 50 mm front height, load capacity 70 kg
  Drawers with 100, 150, 200 mm front height, load capacity 100 kg
  Drawers with 400 mm front height, load capacity 180 kg
- **Supplied without tool holder carriers (WAT) and drawer frames (SR)**

Item no.	Dimensions in mm (WxDxH)	Designation
580.0111V86	555 x 736 x 819	Left: CNC drawer cabinet R 18-24, 3x drawer Usable drawer dimension, internal: 450 x 600 mm
780.1111V86	705 x 736 x 819	Right: CNC drawer cabinet R 24-24, 4x drawer Usable drawer dimension, internal: 600 x 600 mm
03.15.40	1500 x 750 x 40	Beech multiplex workbench top
03.20.40	2000 x 750 x 40	Beech multiplex workbench top



CNC inline workbench

- Beech multiplex top 1500 x 750 x 40 mm (WxDxH)
- Workbench stand
- Drawer cabinet R 18-24
- 3x drawer
- Drawers with full pull-out 100 %
- Drawers with 100 and 200 mm front height, load capacity 100 kg
  Drawers with 400 mm front height, load capacity 180 kg
- Usable drawer dimension, internal: 450 x 600 mm
- **Supplied without tools, inserts and table mounted frame**

Item no.	Dimensions in mm (WxDxH)
02.580V86	1500 x 750 x 859

Note:
CNC accessories
from page 172



CNC box workbench

- Beech multiplex top, 2000 x 750 x 40 mm (WxDxH)
- Drawer cabinets R 24-24
- 7x drawer
- Drawers with full pull-out (FP) 100%
- Drawers with 50 mm front height, load capacity 70 kg
  Drawers with 100 mm front height, load capacity 100 kg
  Drawers with 400 mm front height, load capacity 180 kg
- Usable drawer dimension, internal: 600 x 600 mm
- 2x shelf 500 x 730 x 300 mm (WxDxH)
- incl. levelling feet
- 1000 kg total load capacity
- **Supplied without tools, inserts, drawer frames and tool holder carriers**

Item no.	Dimensions in mm (WxDxH)	Designation
03.20.34V86	2000 x 750 x 859	Left: 3x drawer, usable drawer dimension, internal: 600 x 600 mm Central: 2x shelf, 500 mm Right: 4x drawer, usable drawer dimension, internal: 600 x 600 mm
03.20.34V96	2000 x 750 x 959	Left: 3x drawer, usable drawer dimension, internal: 600 x 600 mm Central: 2x shelf, 500 mm Right: 4x drawer, usable drawer dimension, internal: 600 x 600 mm

CNC cabinets and workbenches

CNC workstation – We offer you the right solution R 18-24 | R 24-24

- Drawers with full pull-out (FP) 100%
- Drawers with 50 mm front height, load capacity 70 kg
  Drawers with 100, 150, 200 mm front height, load capacity 100 kg
  Drawers with 400 mm front height, load capacity 180 kg
- **Supplied without tools, inserts and decoration**



Aluminium mounting block
see page 177

Pos.	Item no.	Dimensions in mm (WxDxH)	Description
1	580.0111V86	555 x 736 x 819	CNC drawer cabinet R 18-24 Usable drawer dimension, internal: 450 x 600 mm
2	780.1111V86	705 x 736 x 819	CNC drawer cabinet R 24-24 Usable drawer dimension, internal: 600 x 600 mm
w/o fig.	02.8707.500	600 x 600 x 130	CNC drawer frame SR 600, 600 x 600 x 130 mm (see page 175)
3	03.20.40	2000 x 750 x 40	Beech multiplex workbench top 40 mm
4.1	03.935.125.240	1250	Support column left
4.2	03.935.125.140	1250	Support column right
5	03.983.102	1000 x 20 x 302	Perforated wall for hanging between the support columns
6	02.910.02	942 x 263 x 134	CNC tool holding shelf with 2 x cassettes for hanging between the support columns
7	02.910.01	942 x 147 x 134	CNC tool holding shelf with 1 x cassettes for hanging between the support columns
8	02.89.WAT.01	70 x 75 x 88	Bracket for attaching the CNC carriers to the workbench top
9	02.8707.100	620 x 120 x 180	CNC tool holder carrier for R 24-24
10	02.8705.400	425 x 375 x 525	CNC table mounted frame TAG 4-1
11	05.96.01	–	Work chair with casters, seat and backrest of black PU, safety gas spring, plastic cruciform base, seat and backrest inclination, height 465 - 655 mm

NEW



Mobile CNC workbench R 18-24

- Beech multiplex top, 1250 x 750 x 40 mm (WxDxH)
- 7x drawer
- Drawers with full pull-out (FP) 100 %, load capacity 100 kg per drawer
- Drawer with 400 mm front height, load capacity 180 kg per drawer
- Usable drawer dimension, internal: 450 x 600 mm
- Drawer guides on ball-bearings, individual pull-out lock
- Round tube push handle
- 2x fixed and 2x steering caster Ø 200 mm, of which 2 with locks
- *Number of possible inserts for sizes E1, E2, E3

Item no.	Dimensions in mm (WxDxH)
04.12.26V	1250 x 750 x 995



Mobile CNC workbench R 18-24

- Beech multiplex top, 1250 x 750 x 40 mm (WxDxH)
- 4x drawer, 1x door
- Drawers with full pull-out (FP) 100 %, load capacity 100 kg per drawer
- Drawer with 400 mm front height, load capacity 180 kg per drawer
- Usable drawer dimension, internal: 450 x 600 mm
- Drawer guides on ball-bearings, individual pull-out lock
- Round tube push handle
- 2x fixed and 2x steering caster Ø 200 mm, of which 2 with locks
- Space for 5x CNC tool holder carrier (WAT), 500
- *Number of possible inserts for sizes E1, E2, E3

Item no.	Dimensions in mm (WxDxH)
04.12.27V	1250 x 750 x 995

kg 600



CNC drawer frame SR 450 for the 400 mm drawer

Item no.	Dimensions in mm (WxDxH)	CNC E1	CNC E2	CNC E3
02.8705.500	450 x 600 x 130	35*	25*	15*



Mounting brackets for 1 CNC tool holder carrier (WAT)

- Supplied in pairs

Item no.	Dimensions in mm (WxDxH)
02.89.WAT.01	70 x 75 x 88



Suspension rail for up to 5 x CNC tool holder carriers (WAT)

- Supplied in pairs

Item no.	Dimensions in mm (WxDxH)
02.33.87.60	25 x 600 x 75



CNC tool holder carrier (WAT), 450

Item no.	Dimensions in mm (WxDxH)	CNC E1	CNC E2	CNC E3
02.8705.100	470 x 120 x 180	7*	5*	3*

CNC combination system R 36-24

- With CNC tool holder frames (WAR) and tool holder carriers (WAT)
- Drawers with full pull-out 100 %
- Drawers with 50 mm front height, load capacity 70 kg
  Drawers with 100 and 150 mm front height, load capacity 100 kg
  Drawers with 400 mm front height, load capacity 180 kg
- **Supplied without tools and inserts**
- *Number of possible inserts for sizes E1, E2, E3

CNC roller shutter attachment cabinet (empty)
- Cabinet with plastic roller shutters
- With push cylinder lock

Item no.	Dimensions in mm (WxDxH)
02.98.00	1000 x 500 x 1000

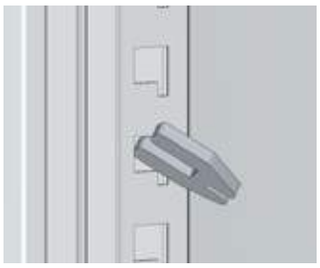

Shelf bracket for roller shutter cabinet and CNC-frame
- 1 piece

Art.-Nr.
01-00206

1

CNC tool holder frame (WAR) for roller shutter cabinet
- Can be installed straight or inclined
- Load capacity 120 kg

Item no.	Dimensions in mm (WxDxH)
02.89WARG900	950 x 425 x 85

	CNC E1	CNC E2	CNC E3
Maximum insert capacity per carrier	48*	33*	24*

2

CNC tool holder frame (WAR) for roller shutter cabinet, pull-out
- For roller shutter cabinet
- Full pull-out 100 %
- Load capacity 50 kg

Item no.	Dimensions in mm (WxDxH)
02.095.03 VA	950 x 420 x 68

	CNC E1	CNC E2	CNC E3
Maximum insert capacity per carrier	48*	33*	24*

3

CNC drawer cabinet R 36-24
- With cylinder lock
- Usable drawer area, internal: 900 x 600 mm
- 4x drawer

Item no.	Dimensions in mm (WxDxH)
02.1080.4V	1005 x 736 x 819



CNC drawer frames or single carriers see page 175/176
CNC inserts see page 172/173

- Housing made of sturdy, welded sheet steel
- The possible number of tool frames is based on the tool height and mounting (straight or inclined)
  Maximum capacity of the **straight** frame: 5
  Maximum capacity of the **inclined** frame: 4
- *Number of possible inserts for sizes E1, E2, E3

CNC roller shutter cabinet with plastic roller shutters (empty)

- Plastic roller shutters with push cylinder lock

Item no.	Dimensions in mm (WxDxH)
02.95.01	1000 x 500 x 1950

CNC roller shutter cabinet with aluminium roller shutters (empty)

- High-quality aluminium roller shutters with push cylinder lock

Item no.	Dimensions in mm (WxDxH)
02.89.01	1000 x 500 x 1950

CNC roller shutter cabinet with plastic roller shutters (as shown)

- 2x CNC tool holder frame (WAR), straight/inclined
- 1x CNC tool holder frame (WAR), pull-out
- 1x shelf
- 1x drawer
- **Supplied without tools and inserts**

Item no.	Dimensions in mm (WxDxH)
02.95.01.01	1000 x 500 x 1950

1

CNC tool holder frame (WAR)

- Can be installed straight or inclined
- Load capacity 120 kg

Item no.	Dimensions in mm (WxDxH)
02.89WARG900	950 x 425 x 85

	CNC E1	CNC E2	CNC E3
Maximum insert capacity per carrier	48*	33*	24*

2

CNC tool holder frame (WAR) for roller shutter cabinet, pull-out

- For roller shutter cabinet
- Full pull-out 100 %
- Load capacity 50 kg

Item no.	Dimensions in mm (WxDxH)
02.095.03 VA	950 x 420 x 68

	CNC E1	CNC E2	CNC E3
Maximum insert capacity per carrier	48*	33*	24*

3

Shelf for CNC roller shutter cabinet

- Load capacity 100 kg

Item no.	Dimensions in mm (WxDxH)
04.122	950 x 420 x 28

4

Drawer for CNC roller shutter cabinet

- 100 mm front height, full pull-out 100 %
- Load capacity 50 kg
- Usable drawer dimension, internal: 899 x 375 (W x D)

Item no.	Dimensions in mm (WxD)
60.095.100VA	950 x 430



CNC cabinets and workbenches

CNC hinged door cabinet with solid sheet doors R 36-16

- Robust, welded sheet steel construction
- Resistant powder coating
- Drawers with full pull-out 100 %
- Solid sheet doors with moulded recess cylinder lock
- When using drawers and pull-outs, the opening angle must be 130°

kg 1000



CNC hinged door cabinet R 36-16

- 1x fixed, inclined tool holder frame (WAR)
- 1x pull-out tool holder frame (WAR)
- 1x shelf
- 3x drawer
- **Supplied without tools and inserts**

Item no.	Dimensions in mm (WxDxH)	Product name	Description
02.118.05.01	980 x 500 x 1838	Hinged door cabinet R 36-16	1x fixed and 1x pull-out tool holder frame (WAR), 1x shelf, without tools and inserts, 3x drawer (100, 150, 200 mm)
02.89WAR900	924 x 425 x 87	CNC tool holder frame (WAR), straight/ inclined	Suitable for all hinged door cabinets, can be used straight/inclined, load capacity 80 kg
02.89WARA900	926 x 450 x 60	CNC tool holder frame (WAR), pull-out, for hinged door cabinet	Pull-out 100 %, load capacity 50 kg
04.090.013	925 x 443 x 22	Shelf for hinged door cabinet	Fixed shelf, height-adjustable, load capacity 80 kg
60.098.100VA	900 x 400 x 90	Drawer for hinged door cabinet Front height 100 mm, load capacity 50 kg	Drawer suitable for all hinged door cabinets, pull-out 100 %, internal usable dimension: 900 x 400 mm
60.098.150VA	900 x 400 x 140	Drawer for hinged door cabinet Front height 150 mm, load capacity 50 kg	Drawer suitable for all hinged door cabinets, pull-out 100 %, internal usable dimension: 900 x 400 mm
60.098.200VA	900 x 400 x 190	Drawer for hinged door cabinet Front height 200 mm, load capacity 50 kg	Drawer suitable for all hinged door cabinets, pull-out 100 %, internal usable dimension: 900 x 400 mm

- Robust, welded sheet steel construction
- Resistant powder coating
- Drawers with full pull-out 100 %
- Glazed doors with moulded recess cylinder lock
- When using drawers and pull-outs, the opening angle must be 130°



CNC hinged door cabinet with glazed doors R 36-16

- 2x fixed, inclined tool holder frame (WAR)
- 2x pull-out tool holder frame (WAR)
- **Supplied without tools and inserts**

Item no.	Dimensions in mm (WxDxH)	Product name	Description
02.117.04.01	980 x 500 x 1838	CNC hinged door cabinet with glazed doors R 36-16	2x fixed and 2x pull-out CNC tool holder frame (WAR), without tools and inserts
04.090.013	925 x 443 x 22	Shelf	Fixed shelf, height-adjustable, load capacity 80 kg
02.89WAR900	924 x 425 x 87	CNC tool holder frame (WAR), straight/inclined	Suitable for all hinged door cabinets, can be used straight/inclined, load capacity 80 kg
02.89WARA900	926 x 450 x 60	CNC tool holder frame (WAR), pull-out	Suitable for all hinged door cabinets, Pull-out 100 %, load capacity 50 kg

CNC inserts see page 172/173

CNC cabinets and workbenches

CNC hinged door cabinet R 36-16

- When using drawers and pull-outs, the opening angle must be 130°









CNC hinged door cabinet (empty) R 36-16

- Hinged door cabinet with solid sheet doors
- With moulded recess cylinder lock

Item no.	Dimensions in mm (WxDxH)	Usable height in mm
04.109	980 x 500 x 1019	900
04.118	980 x 500 x 1838	1719



CNC hinged door cabinet with glazed doors (empty) R 36-16

- Hinged door cabinet with glazed doors (acrylic glass)
- With moulded recess cylinder lock

Item no.	Dimensions in mm (WxDxH)	Usable height in mm
04.117	980 x 500 x 1838	1719



100 mm front height



150 mm front height



200 mm front height

Drawers for hinged door cabinet R 36-16

- Full pull-out 100 %
- Includes rails and fastening material
- Usable drawer dimension, internal: 900 x 400 mm
- Max. load capacity 50 kg

Item no.	Front height in mm	Shell height in mm	Usable height in mm
60.098.100VA	100	85	90
60.098.150VA	150	135	140
60.098.200VA	200	185	190



Pull-out shelf for hinged door cabinet

- Max. load capacity 50 kg
- Includes rails and fastening material

Item no.	Dimensions in mm (WxDxH)	Designation
04.090.014	926 x 442 x 70	Shelf with upstand, pull-out 100 %



Shelf for hinged door cabinet

- Max. load capacity 80 kg
- Includes fastening material

Item no.	Dimensions in mm (WxDxH)	Designation
04.090.013	925 x 443 x 22	Fixed shelf, height-adjustable, bolted



CNC tool holder frame (WAR) for hinged door cabinet

- Can be used straight/inclined
- Includes fastening material

Item no.	Dimensions in mm (WxDxH)	Load capacity (kg)
02.89WAR900	924 x 425 x 87	80
02.89WAR9005	924 x 425 x 87	140

	CNC E1	CNC E2	CNC E3
Maximum insert capacity per carrier for 02.89WAR900 and 02.89WAR9005	48*	33*	24*



CNC tool holder frame (WAR) for hinged door cabinet

- Pull-out 100 %
- Includes rails and fastening material

Item no.	Dimensions in mm (WxDxH)	Load capacity (kg)
02.89WARA900	926 x 450 x 60	50

	CNC E1	CNC E2	CNC E3
Maximum insert capacity per carrier for 02.89WARA900	48*	33*	24*

Bracket retrofit kit for CNC tool holder frame

- Load capacity 140 kg
- 4-part set



Item no.	Dimensions in mm (WxDxH)
02.89W140	76 x 29 x 12

CNC RotaRex® large cabinet

CNC-RotaRex®

Your advantages
- Barrier-free access to the cabinet - no impairment by pull-outs
- Space-saving - high quantity of inserts with minimal storage area, up to 400x SK30 or up to 300x SK40 tools fit in 1m²
- Optimised work process as all tools are quickly within reach
- Opening/usable height: 1790 mm
- Forklift base for transport
  Warning! RotaRex® must not be transported when loaded!

Roller shutters
- The electrically driven roller shutter is operated by remote control
- Alternatively possible with spring-loaded shaft or hinged doors
- Multiple cabinets can be opened simultaneously with one remote control (on request)
- Aluminium-coloured plastic slats
- In case of a power failure or technical defect, emergency unlocking is provided on the rear of the cabinet

Column
- Precision steel tube, Ø 60 mm
- Galvanized
- Total load 1.5 t
- For holding up to 5 CNC rotating frames
  Individually adjustable on a grid of 25 mm
- Individual readjustment of the column position thanks to a tongue on the bottom



CNC-RotaRex® with electric roller shutters
- With remote control
- Without CNC rotating frame

Item no.	Dimensions in mm (WxDxH)
02.1000.1	1055 x 1035 x 2130



CNC-RotaRex® with manual roller shutters
- Without CNC rotating frame

Item no.	Dimensions in mm (WxDxH)
02.1000.2	1055 x 1035 x 2130



CNC-RotaRex® with hinged doors
- Glazed doors with acrylic glass
- Without CNC rotating frame

Item no.	Dimensions in mm (WxDxH)
02.1000.3	1055 x 1035 x 1955

CNC rotating frame

- Dimensions (Ø): 915 mm
- Customer-specific height adjustment thanks to a grid of 25 mm in the column
- Up to 5 x CNC rotating frame fit in the RotaRex®, depending on the tool height
- All frames can be individually rotated 360°
- Maximum load of up to 300 kg per frame
- With handles for optimum access to each tool
- Locking at 90°, 180°, 270°, and 360°
- Smooth rolling with steel ball bearing guides





CNC rotating frame

- With handles and locking mechanism
- 16 lines for Tool inserts
- Supplied without inserts

Item no.	Dimensions in mm (Ø)
02.R01	915



CNC E1

Tool insert size 1

- Tool insert 49 x 103 x 17 mm
- CNC rotating frame completely equipped with the inserts listed below

Item no.	Type	Number of inserts	Number of tools
02.R560130	SK 30	80	80
02.R570104	Capto C4	80	80
02.R560330	MK 3	80	80
02.R560340	MK 4	80	80
02.R560225	VDI 25	80	80
02.R560230	VDI 30	80	80



CNC E2

Tool insert size 2

- Tool insert 74 x 103 x 17 mm
- CNC rotating frame completely equipped with the inserts listed below

Item no.	Type	Number of inserts	Number of tools
02.R570150	HSK A 50/B 63	60	60
02.R570163	HSK A 63/B 80	60	60
02.R560140	SK 40	60	60
02.R570405	Capto C5	60	60
02.R560240	VDI 40	60	60
02.R560350	MK5	60	60



CNC E3

Tool insert size 3

- Tool insert 99 x 103 x 17 mm
- CNC rotating frame completely equipped with the inserts listed below

Item no.	Type	Number of inserts	Number of tools
02.R570132	HSK A 32/B 40	32	96
02.R570140	HSK A 40/B 50	32	64
02.R570180	HSK A 80/B 100	32	32
02.R5701100	HSK A 100/B 125	32	32
02.R560150	SK 50	32	32
02.R570103	Capto C3	32	96
02.R570106	Capto C6	32	32
02.R570108	Capto C8	32	32
02.R560250	VDI 50	32	32
02.R570100	Universal	32	32

CNC workshop and transport trolleys

CNC workshop trolley R 18-24 | R 24-24

The optimum storage and safe transport of CNC tools significantly influence economic efficiency.

- Inserts see page 172/173
- **Suspension rails 02.33.87.60 are required when using the single carrier (WAT).**
- **Supplied without tools and inserts**



CNC workshop trolley R18-24

- Raised edges and ribbed rubber mat
- 5x drawer
- Usable drawer dimension, internal: 450 x 600 mm
- Drawers with full pull-out 100 %
- Drawers with 50 mm front height, load capacity 70 kg
  Drawers with 100 mm front height, load capacity 100 kg
  Drawers with 400 mm front height, load capacity 180 kg
- With individual interlocking
- 2 fixed and 2 steering casters, Ø 125 mm with locks
- Max. load capacity 500 kg

Item no.	Dimensions in mm (WxDxH)	Designation
02.580.05V	555 x 736 x 991	CNC workshop trolley with 5x drawer and raised edges
02.8705.100	470 x 120 x 180	CNC tool holder carrier (WAT), 5x single carrier per drawer possible
02.33.87.60	600 x 25 x 75	Suspension rail for CNC for tool holder carrier (WAT)
02.8705.500	450 x 600 x 130	CNC drawer frame SR 450, without tool inserts



CNC workshop trolley R24-24

- Raised edges and ribbed rubber mat
- 4x drawer
- Usable drawer dimension, internal: 600 x 600 mm
- Drawers with full pull-out 100 %
- Drawers with 50 mm front height, load capacity 70 kg
  Drawers with 100 mm front height, load capacity 100 kg
  Drawers with 400 mm front height, load capacity 180 kg
- With individual interlocking
- 2 fixed and 2 steering casters, Ø 125 mm with locks
- Max. load capacity 500 kg

Item no.	Dimensions in mm (WxDxH)	Designation
02.780.04V	705 x 736 x 991	CNC workshop trolley with 4 drawer and raised edges
02.8707.100	620 x 120 x 180	CNC tool holder carrier (WAT), 5x single carrier per drawer possible
02.33.87.60	600 x 25 x 75	Suspension rail for CNC for tool holder carrier (WAT)
02.8707.500	600 x 600 x 130	CNC drawer frame SR 600, without tool inserts

- Optimum storage and safe transport
- *Number of possible inserts for sizes E1, E2, E3
  see page 172/173



Housing for CNC trolley 02.85.07, R24-24

Item no.	Dimensions in mm (WxDxH)	Description	CNC E1	CNC E2	CNC E3
02.86.07	705 x 736 x 1019	Garage, lockable with cylinder lock			
02.85.07	560 x 630 x 950	CNC trolley with handle, 2x fixed and 2x steering caster, Ø 125 mm with locks, without tool inserts and tool carrier	60*	42*	30*
02.8707.100	620 x 120 x 180	*CNC tool holder carrier (WAT) 600 for R 24-24, 6x single carrier per trolley possible. Capacity see table below.	10*	11*	8*
02.85.08	535 x 336 x 36	Bottom tray for CNC trolley			



Housing for CNC trolley 02.85.01, R36-24

Item no.	Dimensions in mm (WxDxH)	Description	CNC E1	CNC E2	CNC E3
02.86.01	705 x 1003 x 1019	Garage, lockable with cylinder lock			
02.85.01	560 x 930 x 950	CNC trolley with handle, 2x fixed and 2x steering caster, Ø 125 mm with locks, without tool inserts and tool carrier	96*	66*	48*
02.8710.100	920 x 120 x 180	*CNC tool holder carrier (WAT) 900 for R36-24, 6x single carrier per trolley possible. Capacity see table below.	16*	11*	8*
02.85.06	835 x 330 x 36	Bottom tray for CNC trolley			

CNC workshop and transport trolleys

CNC transport trolley

- Optimum storage and safe transport
- **Supplied without tools and inserts**
- *Number of possible inserts for sizes E1, E2, E3 see page 172/173



Item no.	CNC E1	CNC E2	CNC E3
02.8707.100	10*	7*	5*



CNC trolley (empty) for max. 8 CNC carriers 02.8707.100

- 2x fixed and 2x steering caster, Ø 125 mm with locks
- Max. capacity of CNC inserts with 8x carrier (see table)
- Max. load capacity 400 kg

Item no.	Dimensions in mm (WxDxH)	CNC E1	CNC E2	CNC E3
02.88.00	630 x 900 x 860	80*	56*	40*



CNC trolley with 1 level (empty) for CNC tools

- 2x fixed and 2x steering caster, Ø 200 mm with locks
- 1x tool frame, top
- 1x shelf, bottom
- Max. capacity of CNC inserts see table
- Max. load capacity 400 kg

Item no.	Dimensions in mm (WxDxH)	CNC E1	CNC E2	CNC E3
02.092.02	950 x 665 x 950	80*	55*	40*



CNC trolley with 2 levels (empty) for CNC tools

- 2x fixed and 2x steering caster, Ø 200 mm with locks
- 2x tool frame
- Max. capacity of CNC inserts see table
- Max. load capacity 400 kg

Item no.	Dimensions in mm (WxDxH)	CNC E1	CNC E2	CNC E3
02.092.01	950 x 665 x 950	160*	110*	80*

- 2x fixed and 2x steering caster, Ø 125 mm with locks
- Ergonomic handle, enabling the multi-trolleys to move extremely smoothly and be used anywhere
- Individual arrangements possible
- Max. load capacity 400 kg
- *Number of possible inserts for sizes E1, E2, E3 see page 172/173

kg 400







Pos.	Item no.	Dimensions in mm (WxDxH)	Description
1	07.58.10-1	990 x 610 x 1450	CNC trolley (empty) with bottom shelf
2	07.58.22	980 x 200 x 30	Top shelf for CNC trolley
3	02.910.02	942 x 263 x 134	Tool holding shelf, wide, WABg 900 2x cassette with bolted mounting brackets, 0°, 10° & 20° inclinable
4	02.910.01	942 x 147 x 134	Tool holding shelf, narrow, WABk 900 1x cassette with bolted mounting brackets, 0°, 10° & 20° inclinable



- Tool holding shelf, narrow
- WABk 900

Item no.	Dimensions in mm (WxDxH)	CNC E1	CNC E2	CNC E3
02.910.01	942 x 147 x 134	16*	11*	8*



- Tool holding shelf, wide
- WABg 900

Item no.	Dimensions in mm (WxDxH)	CNC E1	CNC E2	CNC E3
02.910.02	942 x 263 x 134	32*	22*	16*

Workbenches





New variants

Box workbenches Page 198



New variants

Inline workbenches Page 232



Other workbenches Page 245



Multi-board setup Page 248





New pivot arms

Multi-board accessories, energy duct accessories Page 258





New accessories

Workbench accessories Page 282

Grid subdivision

		Series	Series	Series	Series
		T500	T500	T500	T500
					
		Housing W x D	Housing W x D	Housing W x D	Housing W x D
		380 x 500	530 x 500	680 x 500	980 x 500
Housing height		Usable heights	Usable heights	Usable heights	Usable heights
208		–	–	–	–
215		150	–	–	–
358		–	–	–	–
365		300*	300*	–	–
465		400*	400*	–	–
469		–	350	–	–
500		–	–	–	–
519		–	400	400	–
619		–	500	500	500
719		–	600	600	600
819		–	700	700	700
919		–	800	800	800
1019		–	900	900	900
1219		–	–	–	–
1319		–	–	1200	1200
1519		–	–	–	–
					
		Drawer W x D	Drawer W x D	Drawer W x D	Drawer W x D
		300 x 400	450 x 400	600 x 400	900 x 400
Front height	Shell height	Load capacity	Load capacity	Load capacity	Load capacity
50	–	–	–	–	–
75	59	50 / 75 kg	50 / 75 kg	50 / 75 kg	50 / 75 kg
100	85	50 / 75 kg	50 / 75 kg	50 / 75 kg	50 / 75 kg
125	–	–	–	–	–
150	135	50 / 75 kg	50 / 75 kg	50 / 75 kg	50 / 75 kg
175	–	–	–	–	–
200	185	50 / 75 kg	50 / 75 kg	50 / 75 kg	50 / 75 kg
250	185	–	50 / 75 kg	50 / 75 kg	50 / 75 kg
300	185	50 / 75 kg	50 / 75 kg	50 / 75 kg	50 / 75 kg
400	–	–	–	–	–
		Series	Series	Series	Series
		T500	T500	T500	T500
		T500 12-16	T500 18-16	T500 24-16	T500 36-16
Grid:		**R 12-16**	**R 18-16**	**R 24-16**	**R 36-16**

* Hanging drawer block, bottom open

		Series	Series	Series	Series
		T736	T736	T736	T736
					
		Housing W x D	Housing W x D	Housing W x D	Housing W x D
		555 x 736	705 x 736	1005 x 736	1305 x 736
Housing height		Usable heights	Usable heights	Usable heights	Usable heights
208		150*	–	–	–
215		150*	–	–	–
358		300*	300	–	–
365		300*	–	–	–
465		400*	–	–	–
469		–	–	–	–
500		–	–	–	–
519		400	400	400	–
619		500	500	500	–
719		600	600	600	–
819		700	700	700	700
919		800	800	800	800
1019		900	900	900	900
1219		1100	1100	1100	1100
1319		1200	1200	1200	1200
1519		1400	1400	1400	1400
					
					
		Drawer W x D	Drawer W x D	Drawer W x D	Drawer W x D
		450 x 600	600 x 600	900 x 600	1200 x 600
Front height	Shell height	Load capacity	Load capacity	Load capacity	Load capacity
50	28	70 kg	70 kg	70 kg	–
75	56	100 kg	100 kg	100 kg	100 kg
100	81	100 / 180 kg	100 / 180 kg	100 / 180 kg	180 kg
125	81	100 / 180 kg	100 / 180 kg	100 / 180 kg	180 kg
150	131	100 / 180 / 300 kg	100 / 180 / 300 kg	100 / 180 / 300 kg	180 / 300 kg
175	131	100 / 180 / 300 kg	100 / 180 / 300 kg	100 / 180 / 300 kg	180 / 300 kg
200	181	100 / 180 / 300 kg	100 / 180 / 300 kg	100 / 180 / 300 kg	180 / 300 kg
250	181	100 / 180 / 300 kg	100 / 180 / 300 kg	100 / 180 / 300 kg	180 / 300 kg
300	181	100 / 180 / 300 kg	100 / 180 / 300 kg	100 / 180 / 300 kg	–
400	81	100 / 180 kg	100 / 180 kg	100 / 180 kg	–
					
		Series	Series	Series	Series
		T736	T736	T736	T736
		T736 18-24	T736 24-24	T736 36-24	T736 48-24
Grid:		**R 18-24**	**R 24-24**	**R 36-24**	**R 48-24**

* Hanging drawer block, bottom open All dimensions in mm

Box workbenches



- No unassembled goods - complete assembly at the factory
- Construction made of 40 x 40 x 2 mm square tube
- Housing made from high-quality thin sheet metal, frame 1.75 mm thick, workbenches with a maximum load of up to 1 t
- Secure central locking, combination locking systems are possible
- Drawers with ball-bearing guides
- Recessed drawers and doors, therefore no risk of injury due to protruding handle bars
- Worktop made of beech multiplex, glue laminated, oiled, water-repellent
- Levelling glides under the feet

Depth 600 mm

Quick info		
Worktop	Beech multiplex	40 mm
Drawers	Usable height	500 mm
	Full pull-out	100 %
	Single pull-out lock	Yes
	Load capacity	50 / 75 kg
	Ball-bearing guides	Yes
Grid	R 18-16 and R 24-16	
Lock	Cylinder lock with two keys	Yes
	Master key capable	Yes

General dimensions	
Work height	859 mm+ HA 200 or 300 mm possible
Worktop depth	600 mm
Drawer heights	75, 100, 150, 200, 250, 300 mm
Internal drawer height	Front height minus 10 mm
Drawer (W x D)	450 x 400 mm, 600 x 400 mm
Choose from our extensive range of colours. Combinations are possible without extra charge. When placing your order, please indicate the desired colour/colour combination. Our standard colours can be found on page 37	

Depth 750 mm

Quick info		
Worktop	Beech multiplex	40 mm
Drawers	Usable height	600 mm
	Full pull-out	100 %
	Single pull-out lock	Yes
	Load capacity	70 – 180 kg
	Ball-bearing guides	Yes
Grid	R 18-24 and R 24-24	
Lock	Cylinder lock with two keys	Yes
	Master key capable	Yes

General dimensions	
Work height	859 mm+ HA 200 or 300 mm possible
Worktop depth	750 mm
Drawer heights	50, 75, 100, 125, 150, 175, 200, 250, 300, 400 mm
Internal drawer height	Front height minus 17 mm
Drawer (W x D)	450 x 600 mm, 600 x 600 mm
Choose from our extensive range of colours. Combinations are possible without extra charge. When placing your order, please indicate the desired colour/colour combination. 1st colour = body colour, 2nd colour = front colour Our standard colours can be found on page 37	

Box workbenches

Box workbenches 1250| Depth 600 mm

Suitable divider material for the R 18-16 can be found on page 73

kg 1000

- Usable area 450 x 400 mm
- Ball bearing guides
- Full pull-out (FP) 100 %
- Load capacity either 50 kg or 75 kg
- **Only a load capacity of 50 kg is possible for drawers with a front height of 75 mm**
- Beech multiplex workbench top, 1250 x 600 x 40 mm
- Levelling feet
- Cylinder lock with two keys
- Working height 859 mm
- 1000 kg total load capacity



Box workbench R 18-16
- Left: 3x drawer
- Right: 3x drawer

Item no.	Dimensions in mm (WxDxH)	Load capacity
03T512507-50	1250 x 600 x 859	50 kg
03T512507-75		75 kg

Individual arrangement



Workbench with 2x empty housing, usable height 500 mm
- Incl. beech multiplex worktop 40 mm

Item no.	Dimensions in mm (WxDxH)
03T5125.00	1250 x 600 x 859

Hinged doors

Item no.	Usable heights (mm)	Width (mm)
01.053.400E	400	495
01.053.500E	500	495

Shelf

Item no.	Dimensions in mm (WxDxH)
04.053.013	475 x 443 x 22

Height adjustment of 200 mm

Item no.	Grid
03.15.95	25 mm

- 450 x 400 mm (W x D) with full pull-out 100%
- Only a load capacity of 50 kg is possible for drawers with a front height of 75 mm

Item no.	Front height in mm	Shell height in mm	Usable height in mm	Load capacity
60.046.075VA	75	59	60	50 kg
60.046.100VA	100	85	90	50 kg
60.046.150VA	150	135	140	50 kg
60.046.200VA	200	185	190	50 kg
60.046.250VA	250	185	240	50 kg
60.046.300VA	300	185	290	50 kg
60.046.100VA-75	100	85	90	75 kg
60.046.150VA-75	150	135	140	75 kg
60.046.200VA-75	200	185	190	75 kg
60.046.250VA-75	250	185	240	75 kg
60.046.300VA-75	300	185	290	75 kg



- Left: 1x drawer, 1x hinged door
- Right: 1x drawer, 1x hinged door

Item no.	Dimensions in mm (WxDxH)	Load capacity
03T512501-50	1250 x 600 x 859	50 kg
03T512501-75		75 kg



- Left: 3x drawer
- Right: 4x drawer

Item no.	Dimensions in mm (WxDxH)	Load capacity
03T512502-50	1250 x 600 x 859	50 kg
03T512502-75		75 kg



- Left: 4x drawer
- Right: 1x drawer, 1x hinged door

Item no.	Dimensions in mm (WxDxH)	Load capacity
03T512503-50	1250 x 600 x 859	50 kg
03T512503-75		75 kg



- Left: 5x drawer
- Right: 3x drawer
- Only a load capacity of 50 kg is possible for drawers with a front height of 75 mm

Item no.	Dimensions in mm (WxDxH)	Load capacity
03T512504-50	1250 x 600 x 859	50 kg
03T512504-75		75 kg



- Left: 3x drawer
- Right: 1x hinged door

Item no.	Dimensions in mm (WxDxH)	Load capacity
03T512505-50	1250 x 600 x 859	50 kg
03T512505-75		75 kg



- Left: 4x drawer
- Right: 4x drawer

Item no.	Dimensions in mm (WxDxH)	Load capacity
03T512506-50	1250 x 600 x 859	50 kg
03T512506-75		75 kg

Box workbenches

Box workbenches 1500 | Depth 600 mm

Suitable divider material for the R 24-16 can be found on page 79

kg 1000

- Usable area 600 x 400 mm
- Ball bearing guides
- Full pull-out (FP) 100 %
- Load capacity either 50 kg or 75 kg
- **Only a load capacity of 50 kg is possible for drawers with a front height of 75 mm**
- Beech multiplex workbench top, 1500 x 600 x 40 mm
- Levelling feet
- Cylinder lock with two keys
- Working height 859 mm
- 1000 kg total load capacity



- Left: 5x drawer
- Right: 1x hinged door

Item no.	Dimensions in mm (WxDxH)	Load capacity
03T515007-50	1500 x 600 x 859	50 kg
03T515007-75		75 kg

Individual arrangement

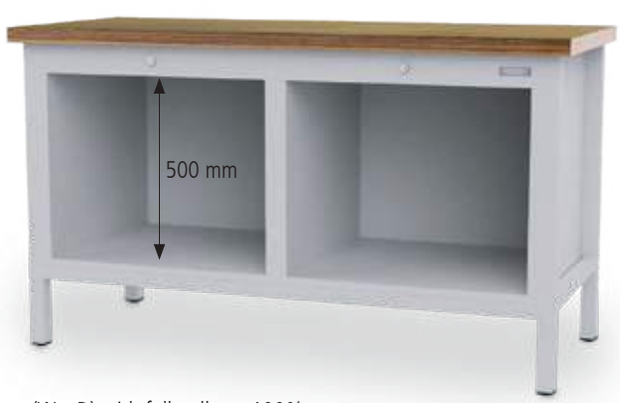

Workbench with 2x empty housing, usable height 500 mm

- Incl. beech multiplex worktop 40 mm

Item no.	Dimensions in mm (WxDxH)
03T5150.00	1500 x 600 x 859

Hinged doors

Item no.	Usable heights (mm)	Width (mm)
01.068.400E	400	495
01.068.500E	500	495

Shelf

Item no.	Dimensions in mm (WxDxH)
04.060.013	625 x 443 x 22

Height adjustment of 200 mm

Item no.	Grid
03.15.95	25 mm

- 600 x 400 mm (W x D) with full pull-out 100%
- Only a load capacity of 50 kg is possible for drawers with a front height of 75 mm

Item no.	Front height in mm	Shell height in mm	Usable height in mm	Load capacity
60.068.075VA	75	59	60	50 kg
60.068.100VA	100	85	90	50 kg
60.068.150VA	150	135	140	50 kg
60.068.200VA	200	185	190	50 kg
60.068.250VA	250	185	240	50 kg
60.068.300VA	300	185	290	50 kg
60.068.100VA-75	100	85	90	75 kg
60.068.150VA-75	150	135	140	75 kg
60.068.200VA-75	200	185	190	75 kg
60.068.250VA-75	250	185	240	75 kg
60.068.300VA-75	300	185	290	75 kg



- Left: 3x drawer
- Right: 3x drawer

Item no.	Dimensions in mm (WxDxH)	Load capacity
03T515001-50	1500 x 600 x 859	50 kg
03T515001-75		75 kg



- Left: 4x drawer
- Right: 1x hinged door

Item no.	Dimensions in mm (WxDxH)	Load capacity
03T515002-50	1500 x 600 x 859	50 kg
03T515002-75		75 kg



- Left: 1x drawer, 1x hinged door
- Right: 1x drawer, 1x hinged door

Item no.	Dimensions in mm (WxDxH)	Load capacity
03T515003-50	1500 x 600 x 859	50 kg
03T515003-75		75 kg



- Left: 4x drawer
- Right: 3x drawer
- Only a load capacity of 50 kg is possible for drawers with a front height of 75 mm

Item no.	Dimensions in mm (WxDxH)	Load capacity
03T515004-50	1500 x 600 x 859	50 kg
03T515004-75		75 kg



- Left: 3x drawer
- Right: 1x hinged door

Item no.	Dimensions in mm (WxDxH)	Load capacity
03T515005-50	1500 x 600 x 859	50 kg
03T515005-75		75 kg



- Left: 5x drawer
- Right: 3x drawer
- Only a load capacity of 50 kg is possible for drawers with a front height of 75 mm

Item no.	Dimensions in mm (WxDxH)	Load capacity
03T515006-50	1500 x 600 x 859	50 kg
03T515006-75		75 kg

Box workbenches

Box workbenches 1750 | Depth 600 mm

Suitable divider material for the R 18-16 can be found on page 73

kg 1000

- Usable area 450 x 400 mm
- Ball bearing guides
- Full pull-out (FP) 100 %
- Load capacity either 50 kg or 75 kg
- **Only a load capacity of 50 kg is possible for drawers with a front height of 75 mm**
- Beech multiplex workbench top, 1750 x 600 x 40 mm
- Levelling feet
- Cylinder lock with two keys
- Working height 859 mm
- 1000 kg total load capacity



- Left: 4x drawer
- Central: 3x drawer
- Right: 1x hinged door

Item no.	Dimensions in mm (WxDxH)	Load capacity
03T517507-50	1750 x 600 x 859	50 kg
03T517507-75		75 kg

Individual arrangement



Workbench with 3x empty housing, usable height 500 mm

- Incl. beech multiplex worktop 40 mm

Item no.	Dimensions in mm (WxDxH)
03T5175.00	1750 x 600 x 859

Hinged doors

Item no.	Usable heights (mm)	Width (mm)
01.053.400E	400	495
01.053.500E	500	495

Shelf

Item no.	Dimensions in mm (WxDxH)
04.053.013	475 x 443 x 22

Height adjustment of 200 mm

Item no.	Grid
03.15.95	25 mm

- 450 x 400 mm (W x D) with full pull-out 100%
- Only a load capacity of 50 kg is possible for drawers with a front height of 75 mm

Item no.	Front height in mm	Shell height in mm	Usable height in mm	Load capacity
60.046.075VA	75	59	60	50 kg
60.046.100VA	100	85	90	50 kg
60.046.150VA	150	135	140	50 kg
60.046.200VA	200	185	190	50 kg
60.046.250VA	250	185	240	50 kg
60.046.300VA	300	185	290	50 kg
60.046.100VA-75	100	85	90	75 kg
60.046.150VA-75	150	135	140	75 kg
60.046.200VA-75	200	185	190	75 kg
60.046.250VA-75	250	185	240	75 kg
60.046.300VA-75	300	185	290	75 kg



- Left: 1x hinged door
- Central: 3x drawer
- Right: 1x hinged door

Item no.	Dimensions in mm (WxDxH)	Load capacity
03T517501-50	1750 x 600 x 859	50 kg
03T517501-75		75 kg



- Left: 1x drawer, 1x hinged door
- Central: 1x drawer, 1x hinged door
- Right: 1x drawer, 1x hinged door

Item no.	Dimensions in mm (WxDxH)	Load capacity
03T517502-50	1750 x 600 x 859	50 kg
03T517502-75		75 kg



- Left: 4x drawer
- Central: 1x hinged door
- Right: 3x drawer

Item no.	Dimensions in mm (WxDxH)	Load capacity
03T517503-50	1750 x 600 x 859	50 kg
03T517503-75		75 kg



- Left: 4x drawer
- Central: 4x drawer
- Right: 4x drawer

Item no.	Dimensions in mm (WxDxH)	Load capacity
03T517504-50	1750 x 600 x 859	50 kg
03T517504-75		75 kg



- Left: 4x drawer
- Central: 3x drawer
- Right: 4x drawer

Item no.	Dimensions in mm (WxDxH)	Load capacity
03T517505-50	1750 x 600 x 859	50 kg
03T517505-75		75 kg



- Left: 3x drawer
- Central: 5x drawer
- Right: 3x drawer

Item no.	Dimensions in mm (WxDxH)	Load capacity
03T517506-50	1750 x 600 x 859	50 kg
03T517506-75		75 kg

*Only a load capacity of 50 kg is possible for drawers with a front height of 75 mm

Box workbenches

Box workbenches 810 | Depth 750 mm

Suitable divider material for the R 18-24 can be found on page 97

kg 1000

- Usable area 450 x 600 mm
- Drawers with full pull-out (FP) 100%
- Drawers with 50 mm front height, load capacity 70 kg
  Drawers from 75 mm front height, load capacity 100 kg
  Load capacity 180 kg on request
- Beech multiplex workbench top, 810 x 750 x 40 mm
- Levelling feet
- Cylinder lock with two keys
- Working height 859 mm or 959 mm
- 1000 kg total load capacity



- 3x drawer

Item no.	Dimensions in mm (WxDxH)
03.055.05V	810 x 750 x 859
03.055.05V9	810 x 750 x 959



- 2x drawer, 1x hinged door

Item no.	Dimensions in mm (WxDxH)
03.055.01V	810 x 750 x 859
03.055.01V9	810 x 750 x 959



- 5x drawer

Item no.	Dimensions in mm (WxDxH)
03.055.06V	810 x 750 x 859
03.055.06V9	810 x 750 x 959

Individual arrangement

Workbench with empty housing
Usable height 600 mm

- Incl. beech multiplex worktop 40 mm

Item no.	Dimensions in mm (WxDxH)
03.055.001	810 x 750 x 859
03.055.001-9	810 x 750 x 959

Hinged doors

- Usable width 495 mm

Item no.	Version	Usable heights (mm)
03.050.450L	left	450
03.050.450R	right	450
03.050.600	left+right	600

Shelf

Item no.	Dimensions in mm (WxDxH)
03.1094.01	499 x 705 x 20

Height adjustment of 200 mm

Item no.	Grid
03.15.95	25 mm



VA 100 kg 100%

- 450 x 600 mm (W x D) with full pull-out 100% - drawers with 50 mm front height: load capacity 70 kg; drawers from 75 mm front height: load capacity 100 kg

Item no.	Front height (mm)	Shell height (mm)	Usable heights (mm)
60.50.050V07	50	28	30
60.50.075V10	75	56	58
60.50.100V10	100	81	83
60.50.125V10	125	81	108
60.50.150V10	150	131	133
60.50.175V10	175	131	158
60.50.200V10	200	181	183
60.50.250V10	250	181	233
60.50.300V10	300	181	283



- 1x hinged door
- 1x shelf

Item no.	Dimensions in mm (WxDxH)
03.055.07V	810 x 750 x 859
03.055.07V9	810 x 750 x 959



- 2x drawer
- 1x hinged door

Item no.	Dimensions in mm (WxDxH)
03.055.12V	810 x 750 x 859
03.055.12V9	810 x 750 x 959



- 3x drawer
- 1x hinged door

Item no.	Dimensions in mm (WxDxH)
03.055.08V	810 x 750 x 859
03.055.08V9	810 x 750 x 959



- 6x drawer

Item no.	Dimensions in mm (WxDxH)
03.055.09V	810 x 750 x 859
03.055.09V9	810 x 750 x 959



- 3x drawer

Item no.	Dimensions in mm (WxDxH)
03.055.10V	810 x 750 x 859
03.055.10V9	810 x 750 x 959



- 2x drawer

Item no.	Dimensions in mm (WxDxH)
03.055.11V	810 x 750 x 859
03.055.11V9	810 x 750 x 959

Box workbenches

Box workbenches 810 | Depth 750 mm

Suitable divider material for the R 24-24 can be found on page 105

kg 1000

- Usable area 600 x 600 mm
- Drawers with full pull-out (FP) 100%
- Drawers with 50 mm front height, load capacity 70 kg
  Drawers from 75 mm front height, load capacity 100 kg
  Load capacity 180 kg on request
- Beech multiplex workbench top, 810 x 750 x 40 mm
- Levelling feet
- Cylinder lock with two keys
- Working height 859 mm or 959 mm
- 1000 kg total load capacity



- 1x hinged door, 1x shelf

Item no.	Dimensions in mm (WxDxH)
03.075.01V	810 x 750 x 859
03.075.01V9	810 x 750 x 959



- 2x drawer, 1x hinged door

Item no.	Dimensions in mm (WxDxH)
03.075.03V	810 x 750 x 859
03.075.03V9	810 x 750 x 959



- 5x drawer

Item no.	Dimensions in mm (WxDxH)
03.075.06V	810 x 750 x 859
03.075.06V9	810 x 750 x 959

Individual arrangement

Workbench with empty housing, usable height 600 mm

- Incl. beech multiplex worktop 40 mm

Item no.	Dimensions in mm (WxDxH)
03.075.001	810 x 750 x 859
03.075.001-9	810 x 750 x 959

Hinged doors

- Usable width 645 mm

Item no.	Version	Usable heights (mm)
03.070.450L	left	450
03.070.450R	right	450
03.070.600	left+right	600

Shelf

Item no.	Dimensions in mm (WxDxH)
03.1094.00	649 x 705 x 20

Height adjustment of 200 mm

Item no.	Grid
03.15.95	25 mm



VA 100 kg 100%

- 600 x 600 mm (W x D) with full pull-out 100% - drawers with 50 mm front height: load capacity 70 kg; drawers from 75 mm front height: load capacity 100 kg

Item no.	Front height (mm)	Shell height (mm)	Usable heights (mm)
60.70.050V07	50	28	30
60.70.075V10	75	56	58
60.70.100V10	100	81	83
60.70.125V10	125	81	108
60.70.150V10	150	131	133
60.70.175V10	175	131	158
60.70.200V10	200	181	183
60.70.250V10	250	181	233
60.70.300V10	300	181	283



- 2x drawer
- 1x hinged door

Item no.	Dimensions in mm (WxDxH)
03.075.12V	810 x 750 x 859
03.075.12V9	810 x 750 x 959



- 3x drawer
- 1x hinged door

Item no.	Dimensions in mm (WxDxH)
03.075.08V	810 x 750 x 859
03.075.08V9	810 x 750 x 959



- 3x drawer

Item no.	Dimensions in mm (WxDxH)
03.075.05V	810 x 750 x 859
03.075.05V9	810 x 750 x 959



- 6x drawer

Item no.	Dimensions in mm (WxDxH)
03.075.09V	810 x 750 x 859
03.075.09V9	810 x 750 x 959



- 3x drawer

Item no.	Dimensions in mm (WxDxH)
03.075.10V	810 x 750 x 859
03.075.10V9	810 x 750 x 959



- 2x drawer

Item no.	Dimensions in mm (WxDxH)
03.075.11V	810 x 750 x 859
03.075.11V9	810 x 750 x 959

Box workbenches

Box workbenches 1250 | Depth 750 mm

Suitable divider material for the R 18-24 can be found on page 97

kg 1000

- Usable area 450 x 600 mm
- Drawers with full pull-out (FP) 100%
- Drawers with 50 mm front height, load capacity 70 kg
  Drawers from 75 mm front height, load capacity 100 kg
  Load capacity 180 kg on request
- Beech multiplex workbench top, 1250 x 750 x 40 mm
- Levelling feet
- Cylinder lock with two keys
- Working height 859 mm or 959 mm
- 1000 kg total load capacity



- Left: 2x shelf
- Right: 3x drawer

Item no.	Dimensions in mm (WxDxH)
03.12.13V	1200 x 750 x 859
03.12.13V9	1200 x 750 x 959



- Left: 1x hinged door, 1x shelf
- Right: 3x drawer

Item no.	Dimensions in mm (WxDxH)
03.12.15V	1200 x 750 x 859
03.12.15V9	1200 x 750 x 959

Individual arrangement

Workbench with 2x empty housing, usable height 600 mm

- Incl. beech multiplex worktop 40 mm

Item no.	Dimensions in mm (WxDxH)
03.12.001	1250 x 750 x 859
03.12.001-9	1250 x 750 x 959

Hinged doors

- Usable width 495 mm

Item no.	Version	Usable heights (mm)
03.050.450L	left	450
03.050.450R	right	450
03.050.600	left+right	600

Shelf

Item no.	Dimensions in mm (WxDxH)
03.1094.01	499 x 705 x 20

Height adjustment of 200 mm

Item no.	Grid
03.15.95	25 mm



VA 100 kg 100%

- 450 x 600 mm (W x D) with full pull-out 100% - drawers with 50 mm front height: load capacity 70 kg; drawers from 75 mm front height: load capacity 100 kg

Item no.	Front height (mm)	Shell height (mm)	Usable heights (mm)
60.50.050V07	50	28	30
60.50.075V10	75	56	58
60.50.100V10	100	81	83
60.50.125V10	125	81	108
60.50.150V10	150	131	133
60.50.175V10	175	131	158
60.50.200V10	200	181	183
60.50.250V10	250	181	233
60.50.300V10	300	181	283



- Left: 1x hinged door, 1x shelf
- Right: 1x hinged door, 1x shelf

Item no.	Dimensions in mm (WxDxH)
03.12.04V	1250 x 750 x 859
03.12.04V9	1250 x 750 x 959



- Left: 2x drawer, 1x hinged door
- Right: 2x drawer, 1x hinged door

Item no.	Dimensions in mm (WxDxH)
03.12.05V	1250 x 750 x 859
03.12.05V9	1250 x 750 x 959



- Left: 1x drawer, 1x hinged door
- Right: 1x drawer, 1x hinged door

Item no.	Dimensions in mm (WxDxH)
03.12.17V	1250 x 750 x 859
03.12.17V9	1250 x 750 x 959



- Left: 2x drawer, 1x hinged door
- Right: 2x drawer, 1x hinged door

Item no.	Dimensions in mm (WxDxH)
03.12.06V	1250 x 750 x 859
03.12.06V9	1250 x 750 x 959



- Left: 3x drawer
- Right: 5x drawer

Item no.	Dimensions in mm (WxDxH)
03.12.07V	1250 x 750 x 859
03.12.07V9	1250 x 750 x 959



- Left: 4x drawer
- Right: 4x drawer

Item no.	Dimensions in mm (WxDxH)
03.12.08V	1250 x 750 x 859
03.12.08V9	1250 x 750 x 959

Box workbenches

Box workbenches 1500 | Depth 750 mm

Suitable divider material for the R 18-24 can be found on page 97

kg 1000

- Usable area 450 x 600 mm
- Drawers with full pull-out (FP) 100%
- Drawers with 50 mm front height, load capacity 70 kg
  Drawers from 75 mm front height, load capacity 100 kg
  Load capacity 180 kg on request
- Beech multiplex workbench top, 1500 x 750 x 40 mm
- Levelling feet
- Cylinder lock with two keys
- Working height 859 mm or 959 mm
- 1000 kg total load capacity



- Left: 1x drawer, 1x hinged door
- Right: 1x drawer, 1x hinged door

Item no.	Dimensions in mm (WxDxH)
03.14.17V	1500 x 750 x 859
03.14.17V9	1500 x 750 x 959



- Left: 1x hinged door, 1x shelf
- Right: 3x drawer

Item no.	Dimensions in mm (WxDxH)
03.14.13V	1500 x 750 x 859
03.14.13V9	1500 x 750 x 959

Individual arrangement

Workbench with 2x empty housing, usable height 600 mm

- Incl. beech multiplex worktop 40 mm

Item no.	Dimensions in mm (WxDxH)
03.14.001	1500 x 750 x 859
03.14.001-9	1500 x 750 x 959

Hinged doors

- Usable width 495 mm

Item no.	Version	Usable heights (mm)
03.050.450L	left	450
03.050.450R	right	450
03.050.600	left+right	600

Shelf

Item no.	Dimensions in mm (WxDxH)
03.1094.01	499 x 705 x 20

Height adjustment of 200 mm

Item no.	Grid
03.15.95	25 mm



VA
100 kg
100%

- 450 x 600 mm (W x D) with full pull-out 100% - drawers with 50 mm front height: load capacity 70 kg; drawers from 75 mm front height: load capacity 100 kg

Item no.	Front height (mm)	Shell height (mm)	Usable heights (mm)
60.50.050V07	50	28	30
60.50.075V10	75	56	58
60.50.100V10	100	81	83
60.50.125V10	125	81	108
60.50.150V10	150	131	133
60.50.175V10	175	131	158
60.50.200V10	200	181	183
60.50.250V10	250	181	233
60.50.300V10	300	181	283



- Left: 1x hinged door, 1x shelf
- Right: 1x hinged door, 1x shelf

Item no.	Dimensions in mm (WxDxH)
03.14.04V	1500 x 750 x 859
03.14.04V9	1500 x 750 x 959



- Left: 2x drawer, 1x hinged door
- Right: 2x drawer, 1x hinged door

Item no.	Dimensions in mm (WxDxH)
03.14.05V	1500 x 750 x 859
03.14.05V9	1500 x 750 x 959



- Left: 3x drawer
- Right: 3x drawer

Item no.	Dimensions in mm (WxDxH)
03.14.33V	1500 x 750 x 859
03.14.33V9	1500 x 750 x 959



- Left: 2x drawer, 1x hinged door
- Right: 2x drawer, 1x hinged door

Item no.	Dimensions in mm (WxDxH)
03.14.06V	1500 x 750 x 859
03.14.06V9	1500 x 750 x 959



- Left: 3x drawer
- Right: 5x drawer

Item no.	Dimensions in mm (WxDxH)
03.14.07V	1500 x 750 x 859
03.14.07V9	1500 x 750 x 959



- Left: 4x drawer
- Right: 4x drawer

Item no.	Dimensions in mm (WxDxH)
03.14.08V	1500 x 750 x 859
03.14.08V9	1500 x 750 x 959

Box workbenches

Box workbenches 1500 | Depth 750 mm

Suitable divider material for the R 18-24 can be found on page 97

kg 1000

- Usable area 450 x 600 mm
- Drawers with full pull-out (FP) 100%
- Drawers with 50 mm front height, load capacity 70 kg
  Drawers from 75 mm front height, load capacity 100 kg
  Load capacity 180 kg on request
- Beech multiplex workbench top, 1500 x 750 x 40 mm
- Levelling feet
- Cylinder lock with two keys
- Working height 859 mm and 959 mm
- 1000 kg total load capacity



- Left: 1x half shelf
- Right: 2x drawer, 1x hinged door

Item no.	Dimensions in mm (WxDxH)
03.14.11V	1500 x 750 x 859
03.14.11V9	1500 x 750 x 959

Individual arrangement

Workbench with empty housing, usable height 600 mm

- Incl. beech multiplex worktop 40mm

Item no.	Dimensions in mm (WxDxH)
03.14.002	1500 x 750 x 859
03.14.002-9	1500 x 750 x 959

Hinged doors

- Usable width 495 mm

Item no.	Version	Usable heights (mm)
03.050.450L	left	450
03.050.450R	right	450
03.050.600	left+right	600

Shelf

Item no.	Dimensions in mm (WxDxH)
03.1094.01	499 x 705 x 20

Height adjustment of 200 mm

Item no.	Grid
03.15.95	25 mm



VA 100 kg 100%

- 450 x 600 mm (W x D) with full pull-out 100% - drawers with 50 mm front height: load capacity 70 kg; drawers from 75 mm front height: load capacity 100 kg

Item no.	Front height (mm)	Shell height (mm)	Usable heights (mm)
60.50.050V07	50	28	30
60.50.075V10	75	56	58
60.50.100V10	100	81	83
60.50.125V10	125	81	108
60.50.150V10	150	131	133
60.50.175V10	175	131	158
60.50.200V10	200	181	183
60.50.250V10	250	181	233
60.50.300V10	300	181	283



- Left: 1x half shelf
- Right: 1x hinged door, 1x shelf

Item no.	Dimensions in mm (WxDxH)
03.14.21V	1500 x 750 x 859
03.14.21V9	1500 x 750 x 959



- Left: 1x half shelf
- Right: 1x drawer, 1x hinged door

Item no.	Dimensions in mm (WxDxH)
03.14.22V	1500 x 750 x 859
03.14.22V9	1500 x 750 x 959



- Left: 6x drawer
- Right: 1x half shelf

Item no.	Dimensions in mm (WxDxH)
03.14.23-LV	1500 x 750 x 859
03.14.23-LV9	1500 x 750 x 959



- Left: 5x drawer
- Right: 1x half shelf

Item no.	Dimensions in mm (WxDxH)
03.14.24-LV	1500 x 750 x 859
03.14.24-LV9	1500 x 750 x 959



- Left: 6x drawer
- Right: 1x half shelf

Item no.	Dimensions in mm (WxDxH)
03.14.26-LV	1500 x 750 x 859
03.14.26-LV9	1500 x 750 x 959



- Left: 2x drawer
- Right: 1x half shelf

Item no.	Dimensions in mm (WxDxH)
03.14.27-LV	1500 x 750 x 859
03.14.27-LV9	1500 x 750 x 959

Box workbenches

Box workbenches 1500 | Depth 750 mm

Suitable divider material for the R 24-24 can be found on page 105

kg 1000

- Usable area 600 x 600 mm
- Drawers with full pull-out (FP) 100%
- Drawers with 50 mm front height, load capacity 70 kg
  Drawers from 75 mm front height, load capacity 100 kg
  Load capacity 180 kg on request
- Beech multiplex workbench top, 1500 x 750 x 40 mm
- Levelling feet
- Cylinder lock with two keys
- Working height 859 mm or 959 mm
- 1000 kg total load capacity



- Left: 5x drawer
- Right: 1x drawer, 1x hinged door

Item no.	Dimensions in mm (WxDxH)
03.15.07V	1500 x 750 x 859
03.15.07V9	1500 x 750 x 959

Individual arrangement

Workbench with 2x empty housing, usable height 600 mm

- Incl. beech multiplex worktop 40 mm

Item no.	Dimensions in mm (WxDxH)
03.15.001	1500 x 750 x 859
03.15.001-9	1500 x 750 x 959

Hinged doors

- Usable width 645 mm

Item no.	Version	Usable heights (mm)
03.070.450L	left	450
03.070.450R	right	450
03.070.600	left+right	600

Shelf

Item no.	Dimensions in mm (WxDxH)
03.1094.00	649 x 705 x 20

Height adjustment of 200 mm

Item no.	Grid
03.15.95	25 mm



VA 100 kg 100%

- 600 x 600 mm (W x D) with full pull-out 100% - drawers with 50 mm front height: load capacity 70 kg; drawers from 75 mm front height: load capacity 100 kg

Item no.	Front height (mm)	Shell height (mm)	Usable heights (mm)
60.70.050V07	50	28	30
60.70.075V10	75	56	58
60.70.100V10	100	81	83
60.70.125V10	125	81	108
60.70.150V10	150	131	133
60.70.175V10	175	131	158
60.70.200V10	200	181	183
60.70.250V10	250	181	233
60.70.300V10	300	181	283



- Left: 4x drawer
- Right: 4x drawer

Item no.	Dimensions in mm (WxDxH)
03.15.32V	1500 x 750 x 859
03.15.32V9	1500 x 750 x 959



- Left: 4x drawer
- Right: 1x hinged door, 1x shelf

Item no.	Dimensions in mm (WxDxH)
03.15.41V	1500 x 750 x 859
03.15.41V9	1500 x 750 x 959



- Left: 5x drawer
- Right: 4x drawer

Item no.	Dimensions in mm (WxDxH)
03.15.54V	1500 x 750 x 859
03.15.54V9	1500 x 750 x 959



- Left: 3x drawer
- Right: 1x hinged door, 1x shelf

Item no.	Dimensions in mm (WxDxH)
03.15.31V	1500 x 750 x 859
03.15.31V9	1500 x 750 x 959



- Left: 1x drawer, 1x hinged door
- Right: 1x hinged door, 1x shelf

Item no.	Dimensions in mm (WxDxH)
03.15.21V	1500 x 750 x 859
03.15.21V9	1500 x 750 x 959



- Left: 1x drawer, 1x hinged door
- Right: 2x drawer, 1x hinged door

Item no.	Dimensions in mm (WxDxH)
03.15.23V	1500 x 750 x 859
03.15.23V9	1500 x 750 x 959

Box workbenches

Box workbenches 1500 | Depth 750 mm

Suitable divider material for the R 24-24 can be found on page 105

kg 1000

- Usable area 600 x 600 mm
- Drawers with full pull-out (FP) 100%
- Drawers with 50 mm front height, load capacity 70 kg
  Drawers from 75 mm front height, load capacity 100 kg
  Load capacity 180 kg on request
- Beech multiplex workbench top, 1500 x 750 x 40 mm
- Levelling feet
- Cylinder lock with two keys
- Working height 859 mm or 959 mm
- 1000 kg total load capacity



- Left: 2x drawer, 1x hinged door
- Right: 1x half shelf

Item no.	Dimensions in mm (WxDxH)
03.15.022V	1500 x 750 x 859
03.15.022V9	1500 x 750 x 959

Individual arrangement



VA 100 kg 100%

- 600 x 600 mm (W x D) with full pull-out 100% - drawers with 50 mm front height: load capacity 70 kg; drawers from 75 mm front height: load capacity 100 kg

Item no.	Front height (mm)	Shell height (mm)	Usable heights (mm)
60.70.050V07	50	28	30
60.70.075V10	75	56	58
60.70.100V10	100	81	83
60.70.125V10	125	81	108
60.70.150V10	150	131	133
60.70.175V10	175	131	158
60.70.200V10	200	181	183
60.70.250V10	250	181	233
60.70.300V10	300	181	283

Workbench with 1x empty housing and 1x empty housing with half shelf, usable height 600 mm

- Incl. beech multiplex worktop 40 mm

Item no.	Dimensions in mm (WxDxH)
03.15.002	1500 x 750 x 859
03.15.002-9	1500 x 750 x 959

Hinged doors

- Usable width 645 mm

Item no.	Version	Usable heights (mm)
03.070.450L	left	450
03.070.450R	right	450
03.070.600	left+right	600

Shelf

Item no.	Dimensions in mm (WxDxH)
03.1094.00	649 x 705 x 20

Height adjustment of 200 mm

Item no.	Grid
03.15.95	25 mm



- Left: 1x hinged door, 1x shelf
- Right: 1x half shelf

Item no.	Dimensions in mm (WxDxH)
03.15.026V	1500 x 750 x 859
03.15.026V9	1500 x 750 x 959



- Left: 2x drawer, 1x hinged door
- Right: 1x half shelf

Item no.	Dimensions in mm (WxDxH)
03.15.027V	1500 x 750 x 859
03.15.027V9	1500 x 750 x 959



- Left: 1x drawer, 1x hinged door
- Right: 1x half shelf

Item no.	Dimensions in mm (WxDxH)
03.15.028V	1500 x 750 x 859
03.15.028V9	1500 x 750 x 959



- Left: 2x drawer
- Right: 1x half shelf

Item no.	Dimensions in mm (WxDxH)
03.15.029V	1500 x 750 x 859
03.15.029V9	1500 x 750 x 959



- Left: 1x half shelf
- Right: 6x drawer

Item no.	Dimensions in mm (WxDxH)
03.15.030V	1500 x 750 x 859
03.15.030V9	1500 x 750 x 959



- Left: 1x half shelf
- Right: 4x drawer

Item no.	Dimensions in mm (WxDxH)
03.15.031V	1500 x 750 x 859
03.15.031V9	1500 x 750 x 959

Box workbenches

Box workbenches 2000 | Depth 750 mm

Suitable divider material for the R 18-24 can be found on page 97

kg 1000

- Usable area 450 x 600 mm
- Drawers with full pull-out (FP) 100%
- Drawers with 50 mm front height, load capacity 70 kg
  Drawers from 75 mm front height, load capacity 100 kg
  Load capacity 180 kg on request
- Beech multiplex workbench top, 2000 x 750 x 40 mm
- Levelling feet
- Cylinder lock with two keys
- Working height 859 mm or 959 mm
- 1000 kg total load capacity

Perforated walls see page 288



- Left: 1x half shelf
- Right: 1x drawer, 1x hinged door
- **Supplied without perforated wall**

Item no.	Dimensions in mm (WxDxH)
03.19.12V	2000 x 750 x 859
03.19.12V9	2000 x 750 x 959

Individual arrangement

Workbench with empty housing, usable height 600 mm

- Incl. beech multiplex worktop 40 mm

Item no.	Dimensions in mm (WxDxH)
03.19.003	2000 x 750 x 859
03.19.003-9	2000 x 750 x 959

Hinged doors

- Usable width 495 mm

Item no.	Version	Usable heights (mm)
03.050.450L	left	450
03.050.450R	right	450
03.050.600	left+right	600

Shelf

Item no.	Dimensions in mm (WxDxH)
03.1094.01	499 x 705 x 20

Height adjustment of 200 mm

Item no.	Grid
03.15.95	25 mm



VA 100 kg 100%

- 450 x 600 mm (W x D) with full pull-out 100% - drawers with 50 mm front height: load capacity 70 kg; drawers from 75 mm front height: load capacity 100 kg

Item no.	Front height (mm)	Shell height (mm)	Usable heights (mm)
60.50.050V07	50	28	30
60.50.075V10	75	56	58
60.50.100V10	100	81	83
60.50.125V10	125	81	108
60.50.150V10	150	131	133
60.50.175V10	175	131	158
60.50.200V10	200	181	183
60.50.250V10	250	181	233
60.50.300V10	300	181	283



- Left: 1x half shelf
- Right: 1x hinged door, 1x shelf

Item no.	Dimensions in mm (WxDxH)
03.19.13V	2000 x 750 x 859
03.19.13V9	2000 x 750 x 959



- Left: 1x half shelf
- Right: 1x drawer, 1x hinged door

Item no.	Dimensions in mm (WxDxH)
03.19.17V	2000 x 750 x 859
03.19.17V9	2000 x 750 x 959



- Left: 6x drawer
- Right: 1x half shelf

Item no.	Dimensions in mm (WxDxH)
03.19.18V	2000 x 750 x 859
03.19.18V9	2000 x 750 x 959



- Left: 5x drawer
- Right: 1x half shelf

Item no.	Dimensions in mm (WxDxH)
03.19.19V	2000 x 750 x 859
03.19.19V9	2000 x 750 x 959



- Left: 6x drawer
- Right: 1x half shelf

Item no.	Dimensions in mm (WxDxH)
03.19.11V	2000 x 750 x 859
03.19.11V9	2000 x 750 x 959



- Left: 2x drawer
- Right: 1x half shelf

Item no.	Dimensions in mm (WxDxH)
03.19.10V	2000 x 750 x 859
03.19.10V9	2000 x 750 x 959

Box workbenches

Box workbenches 2000 | Depth 750 mm

Suitable divider material for the R 18-24 can be found on page 97

kg 1000

- Usable area 450 x 600 mm
- Drawers with full pull-out (FP) 100%
- Drawers with 50 mm front height, load capacity 70 kg
  Drawers from 75 mm front height, load capacity 100 kg
  Load capacity 180 kg on request
- Beech multiplex workbench top, 2000 x 750 x 40 mm
- Levelling feet
- Cylinder lock with two keys
- Working height 859 mm or 959 mm
- 1000 kg total load capacity



- Left: 1x drawer, 1x hinged door
- Central: 1x half shelf with rear wall
- Right: 3x drawer

Item no.	Dimensions in mm (WxDxH)
03.19.24V	2000 x 750 x 859
03.19.24V9	2000 x 750 x 959

Individual arrangement

Workbench with 2x empty housing and 1x half shelf with rear wall, usable height 600 mm

- Incl. beech multiplex worktop 40 mm

Item no.	Dimensions in mm (WxDxH)
03.19.002	2000 x 750 x 859
03.19.002-9	2000 x 750 x 959

Hinged doors

- Usable width 495 mm

Item no.	Version	Usable heights (mm)
03.050.450L	left	450
03.050.450R	right	450
03.050.600	left+right	600

Shelf

Item no.	Dimensions in mm (WxDxH)
03.1094.01	499 x 705 x 20

Height adjustment of 200 mm

Item no.	Grid
03.15.95	25 mm



VA 100 kg 100%

- 450 x 600 mm (W x D) with full pull-out 100% - drawers with 50 mm front height: load capacity 70 kg; drawers from 75 mm front height: load capacity 100 kg

Item no.	Front height (mm)	Shell height (mm)	Usable heights (mm)
60.50.050V07	50	28	30
60.50.075V10	75	56	58
60.50.100V10	100	81	83
60.50.125V10	125	81	108
60.50.150V10	150	131	133
60.50.175V10	175	131	158
60.50.200V10	200	181	183
60.50.250V10	250	181	233
60.50.300V10	300	181	283



- Left: 4x drawer
- Central: 1x half shelf with rear wall
- Right: 5x drawer

Item no.	Dimensions in mm (WxDxH)
03.19.45V	2000 x 750 x 859
03.19.45V9	2000 x 750 x 959



- Left: 3x drawer
- Central: 1x half shelf with rear wall
- Right: 3x drawer

Item no.	Dimensions in mm (WxDxH)
03.19.25V	2000 x 750 x 859
03.19.25V9	2000 x 750 x 959



- Left: 4x drawer
- Central: 1x half shelf with rear wall
- Right: 1x drawer, 1x hinged door

Item no.	Dimensions in mm (WxDxH)
03.19.42V	2000 x 750 x 859
03.19.42V9	2000 x 750 x 959



- Left: 1x hinged door, 1x shelf
- Central: 1x half shelf with rear wall
- Right: 1x hinged door, 1x shelf

Item no.	Dimensions in mm (WxDxH)
03.19.27V	2000 x 750 x 859
03.19.27V9	2000 x 750 x 959



- Left: 4x drawer
- Central: 1x half shelf with rear wall
- Right: 4x drawer

Item no.	Dimensions in mm (WxDxH)
03.19.28V	2000 x 750 x 859
03.19.28V9	2000 x 750 x 959



- Left: 3x drawer
- Central: 1x half shelf with rear wall
- Right: 4x drawer

Item no.	Dimensions in mm (WxDxH)
03.19.29V	2000 x 750 x 859
03.19.29V9	2000 x 750 x 959

Box workbenches

Box workbenches 2000 | Depth 750 mm

Suitable divider material for the R 18-24 can be found on page 97

kg 1000

- Drawers with full pull-out (FP) 100%
- Drawers with 50 mm front height, load capacity 70 kg
  Drawers from 75 mm front height, load capacity 100 kg
  Load capacity 180 kg on request
- Beech multiplex workbench top, 2000 x 750 x 40 mm
- Levelling feet
- Cylinder lock with two keys
- Working height 859 mm or 959 mm
- 1000 kg total load capacity



- Left: 1x drawer, 1x hinged door
- Central: 1x drawer, 1x hinged door
- Right: 1x drawer, 1x hinged door

Item no.	Dimensions in mm (WxDxH)
03.19.32V	2000 x 750 x 859
03.19.32V9	2000 x 750 x 959

Individual arrangement



VA 100 kg 100%

- 450 x 600 mm (W x D) with full pull-out 100% - drawers with 50 mm front height: load capacity 70 kg; drawers from 75 mm front height: load capacity 100 kg

Item no.	Front height (mm)	Shell height (mm)	Usable heights (mm)
60.50.050V07	50	28	30
60.50.075V10	75	56	58
60.50.100V10	100	81	83
60.50.125V10	125	81	108
60.50.150V10	150	131	133
60.50.175V10	175	131	158
60.50.200V10	200	181	183
60.50.250V10	250	181	233
60.50.300V10	300	181	283

Workbench with 3x empty housing, usable height 600 mm

- Incl. beech multiplex worktop 40 mm

Item no.	Dimensions in mm (WxDxH)
03.19.001	2000 x 750 x 859
03.19.001-9	2000 x 750 x 959

Hinged doors

- Usable width 495 mm

Item no.	Version	Usable heights (mm)
03.050.450L	left	450
03.050.450R	right	450
03.050.600	left+right	600

Shelf

Item no.	Dimensions in mm (WxDxH)
03.1094.01	499 x 705 x 20

Height adjustment of 200 mm

Item no.	Grid
03.15.95	25 mm



- Left: 3x drawer
- Central: 3x drawer
- Right: 3x drawer

Item no.	Dimensions in mm (WxDxH)
03.19.33V	2000 x 750 x 859
03.19.33V9	2000 x 750 x 959



- Left: 1x hinged door, 1x shelf
- Central: 3x drawer
- Right: 1x hinged door, 1x shelf

Item no.	Dimensions in mm (WxDxH)
03.19.35V	2000 x 750 x 859
03.19.35V9	2000 x 750 x 959



- Left: 1x drawer, 1x hinged door
- Central: 1x hinged door, 1x shelf
- Right: 1x drawer, 1x hinged door

Item no.	Dimensions in mm (WxDxH)
03.19.34V	2000 x 750 x 859
03.19.34V9	2000 x 750 x 959



- Left: 5x drawer
- Central: 3x drawer
- Right: 1x hinged door, 1x shelf

Item no.	Dimensions in mm (WxDxH)
03.19.36V	2000 x 750 x 859
03.19.36V9	2000 x 750 x 959



- Left: 5x drawer
- Central: 3x drawer
- Right: 4x drawer

Item no.	Dimensions in mm (WxDxH)
03.19.44V	2000 x 750 x 859
03.19.44V9	2000 x 750 x 959



- Left: 4x drawer
- Central: 4x drawer
- Right: 1x hinged door, 1x shelf

Item no.	Dimensions in mm (WxDxH)
03.19.46V	2000 x 750 x 859
03.19.46V9	2000 x 750 x 959

Box workbenches

Box workbenches 2000 | Depth 750 mm

Suitable divider material for the R 24-24 can be found on page 105

kg 1000

- Usable area 600 x 600 mm
- Drawers with full pull-out (FP) 100%
- Drawers with 50 mm front height, load capacity 70 kg
  Drawers from 75 mm front height, load capacity 100 kg
  Load capacity 180 kg on request
- Beech multiplex workbench top, 2000 x 750 x 40 mm
- Levelling feet
- Cylinder lock with two keys
- Working height 859 mm or 959 mm
- 1000 kg total load capacity



- Left: 4x drawer
- Central: 2x shelf
- Right: 2x drawer, 1x hinged door

Item no.	Dimensions in mm (WxDxH)
03.20.03V	2000 x 750 x 859
03.20.03V9	2000 x 750 x 959

Individual arrangement

Workbench with 2x empty housing, usable height 600 mm
2 shelves in the centre

- Incl. beech multiplex worktop 40 mm

Item no.	Dimensions in mm (WxDxH)
03.20.001	2000 x 750 x 859
03.20.001-9	2000 x 750 x 959

Hinged doors

- Usable width 645 mm

Item no.	Version	Usable heights (mm)
03.070.450L	left	450
03.070.450R	right	450
03.070.600	left+right	600

Shelf

Item no.	Dimensions in mm (WxDxH)
03.1094.00*	649 x 705 x 20
03.1094.03**	536 x 705 x 20

* Centre shelf
** Shelf behind hinged door

Height adjustment of 200 mm

Item no.	Grid
03.15.95	25 mm



VA 100 kg 100%

- 600 x 600 mm (W x D) with full pull-out 100% - drawers with 50 mm front height: load capacity 70 kg; drawers from 75 mm front height: load capacity 100 kg

Item no.	Front height (mm)	Shell height (mm)	Usable heights (mm)
60.70.050V07	50	28	30
60.70.075V10	75	56	58
60.70.100V10	100	81	83
60.70.125V10	125	81	108
60.70.150V10	150	131	133
60.70.175V10	175	131	158
60.70.200V10	200	181	183
60.70.250V10	250	181	233
60.70.300 V10	300	181	283



- Left: 4x drawer
- Central: 2x shelf
- Right: 4x drawer

Item no.	Dimensions in mm (WxDxH)
03.20.04V	2000 x 750 x 859
03.20.04V9	2000 x 750 x 959



- Left: 5x drawer
- Central: 2x shelf
- Right: 4x drawer

Item no.	Dimensions in mm (WxDxH)
03.20.11V	2000 x 750 x 859
03.20.11V9	2000 x 750 x 959



- Left: 1x drawer, 1x hinged door
- Central: 2x shelf
- Right: 3x drawer

Item no.	Dimensions in mm (WxDxH)
03.20.14V	2000 x 750 x 859
03.20.14V9	2000 x 750 x 959



- Left: 3x drawer
- Central: 2x shelf
- Right: 3x drawer

Item no.	Dimensions in mm (WxDxH)
03.20.18V	2000 x 750 x 859
03.20.18V9	2000 x 750 x 959



- Left: 5x drawer
- Central: 2x shelf
- Right: 5x drawer

Item no.	Dimensions in mm (WxDxH)
03.20.15V	2000 x 750 x 859
03.20.15V9	2000 x 750 x 959



- Left: 2x drawer, 1x hinged door
- Central: 2x shelf
- Right: 4x drawer

Item no.	Dimensions in mm (WxDxH)
03.20.13V	2000 x 750 x 859
03.20.13V9	2000 x 750 x 959

Box workbenches

Box workbenches 2500 | Depth 750 mm

Suitable divider material for the R 18-24 can be found on page 97

kg 1000

- Usable area 450 x 600 mm
- Drawers with full pull-out (FP) 100%
- Drawers with 50 mm front height, load capacity 70 kg
  Drawers from 75 mm front height, load capacity 100 kg
  Load capacity 180 kg on request
- Beech multiplex workbench top, 2500 x 750 x 40 mm
- Levelling feet
- Cylinder lock with two keys
- Working height 859 mm or 959 mm
- 1000 kg total load capacity
- Delivered partially assembled, worktop delivered separately



- Far left: 1x drawer, 1x hinged door
- Centre left: 1x drawer, 1x hinged door
- Centre right: 1x drawer, 1x hinged door
- Far right: 1x drawer, 1x hinged door

Item no.	Dimensions in mm (WxDxH)
03.25.2222V	2500 x 750 x 859
03.25.2222V9	2500 x 750 x 959

Individual arrangement



Workbench with 4x empty housing, usable height 600 mm

- Incl. beech multiplex worktop 40 mm

Item no.	Dimensions in mm (WxDxH)
03.25.001	2500 x 750 x 859
03.25.001-9	2500 x 750 x 959

Hinged doors

- Usable width 495 mm

Item no.	Version	Usable heights (mm)
03.050.450L	left	450
03.050.450R	right	450
03.050.600	left+right	600

Shelf

Item no.	Dimensions in mm (WxDxH)
03.1094.01	499 x 705 x 20

Height adjustment of 200 mm

Item no.	Grid
03.15.95	25 mm

VA 100 kg 100%

- 450 x 600 mm (W x D) with full pull-out 100% - drawers with 50 mm front height: load capacity 70 kg; drawers from 75 mm front height: load capacity 100 kg

Item no.	Front height (mm)	Shell height (mm)	Usable heights (mm)
60.50.050V07	50	28	30
60.50.075V10	75	56	58
60.50.100V10	100	81	83
60.50.125V10	125	81	108
60.50.150V10	150	131	133
60.50.175V10	175	131	158
60.50.200V10	200	181	183
60.50.250V10	250	181	233
60.50.300V10	300	181	283



- Far left: 3x drawer
- Centre left: 1x hinged door, 1x shelf
- Centre right: 3x drawer
- Far right: 1x hinged door, 1x shelf

Item no.	Dimensions in mm (WxDxH)
03.25.3131V	2500 x 750 x 859
03.25.3131V9	2500 x 750 x 959



- Far left: 1x drawer, 1x hinged door
- Centre left: 3x drawer
- Centre right: 4x drawer
- Far right: 1x drawer, 1x hinged door

Item no.	Dimensions in mm (WxDxH)
03.25.2342V	2500 x 750 x 859
03.25.2342V9	2500 x 750 x 959



- Far left: 4x drawer
- Centre left: 4x drawer
- Centre right: 3x drawer
- Far right: 3x drawer

Item no.	Dimensions in mm (WxDxH)
03.25.4433V	2500 x 750 x 859
03.25.4433V9	2500 x 750 x 959



- Far left: 1x hinged door, 1x shelf
- Centre left: 5x drawer
- Centre right: 3x drawer
- Far right: 2x drawer

Item no.	Dimensions in mm (WxDxH)
03.25.1532V	2500 x 750 x 859
03.25.1532V9	2500 x 750 x 959



- Far left: 5x drawer
- Centre left: 5x drawer
- Centre right: 4x drawer
- Far right: 1x hinged door, 1x shelf

Item no.	Dimensions in mm (WxDxH)
03.25.5541V	2500 x 750 x 859
03.25.5541V9	2500 x 750 x 959



- Far left: 6x drawer
- Centre left: 4x drawer
- Centre right: 3x drawer
- Far right: 2x drawer

Item no.	Dimensions in mm (WxDxH)
03.25.6432V	2500 x 750 x 859
03.25.6432V9	2500 x 750 x 959

Workbenches

Worktables/workbenches

Suitable divider material for the R 18-24 can be found on page 97



Worktable/bench
- Beech multiplex worktop 40 mm
- 1x half shelf

Item no.	Dimensions in mm (WxDxH)
03.14.30	1500 x 750 x 859
03.14.30-9	1500 x 750 x 959
03.19.30	2000 x 750 x 859
03.19.30-9	2000 x 750 x 959



Worktable/bench R 18-24
- Beech multiplex worktop 40 mm
- 1x half shelf
- 1x drawer 150 mm, full pull-out, load capacity 100 kg

Item no.	Dimensions in mm (WxDxH)
03.14.31V	1500 x 750 x 859
03.14.31V-9	1500 x 750 x 959
03.19.31V	2000 x 750 x 859
03.19.31V-9	2000 x 750 x 959



Worktable/bench R 18-24
- Beech multiplex worktop 40 mm
- 1x half shelf
- Left: 1x drawer 150 mm, full pull-out, load capacity 100 kg
- Right: 1x drawer 150 mm, full pull-out, load capacity 100 kg

Item no.	Dimensions in mm (WxDxH)
03.14.32V	1500 x 750 x 859
03.14.32V-9	1500 x 750 x 959
03.19.32.1V	2000 x 750 x 859
03.19.32.1V-9	2000 x 750 x 959



Worktable/bench frame
- Stable square tube frame 40 x 40 x 2 mm
- For assembly, workshop and shipping
- Levelling feet
- Supplied without worktop and steel shelf

Item no.	Dimensions in mm (WxDxH)
03.075.00	810 x 736 x 819
03.075.00-9	810 x 736 x 919
03.10.00	1000 x 736 x 819
03.10.00-9	1000 x 736 x 919
03.12.00	1200 x 736 x 819
03.12.00-9	1200 x 736 x 919
03.14.00	1500 x 736 x 819
03.14.00-9	1500 x 736 x 919
03.19.00	2000 x 736 x 819
03.19.00-9	2000 x 736 x 919



Steel shelf, full depth
- Includes an additional brace underneath

Item no.	Dimensions in mm (WxDxH)	Table width in mm
03.2018-08D	693 x 735 x 40	810
03.2018-01D	883 x 735 x 40	1000
03.2018-07D	1083 x 735 x 40	1200
03.2018-02D	1383 x 735 x 40	1500
03.2018-05D	1883 x 735 x 40	2000

Steel shelf, half depth

Item no.	Dimensions in mm (WxDxH)	Table width in mm
03.2018-08	693 x 385 x 40	810
03.2018-01	883 x 385 x 40	1000
03.2018-07	1083 x 385 x 40	1200
03.2018-02	1383 x 385 x 40	1500
03.2018-05	1883 x 385 x 40	2000



Worktops see page 595

NEW



Height adjustment
- Height-adjustable on a grid of 25 mm
- Complete for a workbench with 4 feet
- Only suitable for workbench height 859 mm

Item no.	Version
03.15.95	Height adjustment of 200 mm
03.15.94	Height adjustment of 300 mm

The worktables and workbenches are generally equipped with levelling feet.





Mobile add-on (not retrofittable)
- 4x steering caster, Ø 125 mm, thereof 2 with locks
- Load capacity 400 kg
- Working height 950 or 1050 mm
- With handle

Item no.
04.KWBM125



Mobile add-on (not retrofittable)
- Only for box workbenches with 859 mm height
- 2x fixed caster, 2x steering caster with lock, Ø 200 mm
- Load capacity 600 kg
- Working height 990 mm
- With handle

Item no.
04.KWBM200



Example application



Lift/lower chassis retrofittable
- Total weight without workbench: 26 kg
- Dynamic load capacity: 450 kg
- Static load capacity: 1000 kg
- 2x steering caster, 2x fixed caster, Ø 80 mm, polyamide
- **Not possible for workbenches with half shelf**
- Only suitable for workbench height 859 mm

Item no.	Width in mm
03.HUB12075	1200
03.HUB15075	1500
03.HUB17575	1750
03.HUB20075	2000



Inline workbenches





- Housing made from high-quality thin sheet metal
- Welded base frame made of 50 x 50 x 2 mm square tube
- Maximum load of up to 1.2 t
- The modular principle enables a variable arrangement of the mobile drawer cabinets or workbench feet
- Usable height of housing 700 mm, doors and drawers flush with the housing
- Recessed, full-length handle bars with labelling strips and transparent cover
- Secure central locking, combination locking systems are possible
- Drawers with ball-bearing guides
- Worktops made of beech multiplex, glue laminated, oiled, water-repellent
- Delivered unassembled, for easy self-assembly

Depth 600 mm

Quick info		
Worktop	Beech multiplex	40 mm or 25 mm
Drawers	Height	819 mm
	Pull-out	100 %
	Single pull-out lock	Yes
	Load capacity	50 – 75 kg
	Ball bearing guides	Yes
Grid	R 18-16 and R 24-16	
Lock	Cylinder lock with two keys	Yes
	Master key	Yes

General dimensions	
Work height	859 + HA 200 possible
Worktop depth	600 mm
Drawer heights	75, 100, 150, 200, 250, 300 mm
Internal drawer height	Front height minus 10 mm
Drawers (W x D)	600 x 400 mm and 900 x 400 mm
Choose from our extensive range of colours. Combinations are possible without extra charge. When placing your order, please indicate the desired colour/colour combination. Our standard colours can be found on page 37	

Depth 750 mm

Quick info		
Worktop	Beech multiplex	40 mm
Drawers	Height	819 mm
	Full pull-out	100 %
	Single pull-out lock	Yes
	Load capacity	70 – 100 kg
	Ball-bearing guides	Yes
Grid	R 18-24 and R 24-24	
Lock	Cylinder lock with two keys	Yes
	Master key	Yes

General dimensions	
Work height	859 mm
Worktop depth	750 mm
Drawer heights	50, 75, 100, 125, 150, 175, 200, 250, 300, 400 mm
Internal drawer height	Front height minus 17 mm
Drawers (W x D)	450 x 600 mm and 600 x 600 mm
Choose from our extensive range of colours. Combinations are possible without extra charge. When placing your order, please indicate the desired colour/colour combination. 1st colour = body colour, 2nd colour = front colour Our standard colours can be found on page 37	

Inline workbenches 1500 | 600 mm

Suitable divider material for the R 24-16 can be found on page 79

kg 1000

R 24-16 drawer series

- Usable area 600 x 400 mm
- Load capacity of drawers either 50 kg or 75 kg
- Base frame, fixed height made of 50 x 50 x 2 mm square tube
- HA-foot 819 – 1019 mm, made of 70 x 40 x 2 mm U-profile
- Beech multiplex workbench top, 1500 x 600 mm
- Cylinder lock with two keys
- 1000 kg total load capacity
- Delivered unassembled, for easy self-assembly



- Beech multiplex worktop, 1500 x 600 x 25 mm
- 4x drawer

Item no.	Dimensions in mm (WxDxH)	Load capacity
03.068.103	1500 x 600 x 844	50 kg
03.068.103-75	1500 x 600 x 844	75 kg



- Beech multiplex worktop, 1500 x 600 x 40 mm
- 5x drawer

Item no.	Dimensions in mm (WxDxH)	Load capacity
03.068.221	1500 x 600 x 859	50 kg
03.068.221-75	1500 x 600 x 859	75 kg



Beech multiplex worktop

Item no.	Dimensions in mm (WxDxH)
03.1560.25	1500 x 600 x 25
03.1560.40	1500 x 600 x 40

03.50.01
Base frame, fixed height



Base frame

Item no.	Dimensions in mm (WxDxH)
03.50.01	150 x 500 x 819
03.50.02	150 x 500 x 819 – 1019

Drawer cabinets R 24-16
680 x 500 x 819 mm



- 4x drawer

Item no.	Load capacity
68.022	50 kg
68.022-75	75 kg



- 5x drawer

Item no.	Load capacity
68.140	50 kg
68.140-75	75 kg



- 6x drawer

Item no.	Load capacity
68.420	50 kg
68.420-75	75 kg

Other base cabinets can be found on/from page 309

Inline workbenches 2000 | 600 mm

Suitable divider material for the R 36-16 can be found on page 85

kg 1000

R 36-16 drawer series

- Usable area 900 x 400 mm
- Base frame, fixed height made of 50 x 50 x 2 mm square tube
- HA-foot 819 – 1019 mm, made of 70 x 40 x 2 mm U-profile
- Beech multiplex workbench top, 2000 x 600 mm
- Cylinder lock with two keys
- 1000 kg total load capacity
- Delivered unassembled, for easy self-assembly



- Beech multiplex worktop, 2000 x 600 x 25 mm
- 4x drawer

Item no.	Dimensions in mm (WxDxH)	Load capacity
03.098.103	2000 x 600 x 844	50 kg
03.098.103-75	2000 x 600 x 844	75 kg



- Beech multiplex worktop, 2000 x 600 x 40 mm
- 5x drawer

Item no.	Dimensions in mm (WxDxH)	Load capacity
03.098.221	2000 x 600 x 859	50 kg
03.098.221-75	2000 x 600 x 859	75 kg



Beech multiplex worktop

Item no.	Dimensions in mm (WxDxH)
03.2060.25	2000 x 600 x 25
03.2060.40	2000 x 600 x 40

03.50.02
Base frame, height-adjustable



Base frame

Item no.	Dimensions in mm (WxDxH)
03.50.01	150 x 500 x 819
03.50.02	150 x 500 x 819 – 1019

Drawer cabinets R 36-16
980 x 500 x 819 mm



- 5x drawer

Item no.	Load capacity
98.140	50 kg
98.140-75	75 kg



- 6x drawer

Item no.	Load capacity
98.420	50 kg
98.420-75	75 kg



- 7x drawer

Item no.	Load capacity
98.700	50 kg
98.700-75	75 kg

Inline workbenches 1500/2000 | Depth 750 mm

Drawer cabinets R 18-24

- Usable area 450 x 600 mm
- Drawers with full pull-out (FP) 100%
- Drawers with 50 mm front height, load capacity 70 kg
  Drawers from 75 mm front height, load capacity 100 kg
  Load capacity 180 kg on request
- Beech multiplex workbench top, 1500/2000 x 750 x 40 mm
- Base frame, fixed height made of 50 x 50 x 2 mm square tube
- HA-foot 819 – 1019 mm, made of 70 x 40 x 2 mm U-profile
- Cylinder lock with two keys
- 1000 kg total load capacity
- Delivered unassembled, for easy self-assembly



- With shelf

Item no.	Dimensions in mm (WxDxH)
03.15.000.2	1500 x 750 x 859
03.20.000.2	2000 x 750 x 859



- Feet height-adjustable by 200 mm

Item no.	Dimensions in mm (WxDxH)
03.15.000.3	1500 x 750 x 859 – 1059
03.20.000.3	2000 x 750 x 859 – 1059

Individual arrangement



- Individual configuration in modular system

	Item no.	Designation	Description	Dimensions in mm (WxDxH)
1	03.15.40	Beech multiplex worktop	Glue laminated, oiled	1500 x 750 x 40 mm
2	03.20.40			2000 x 750 x 40 mm
3	03.90.01	Base frame	Made of 50 x 50 x 2 mm square tube	150 x 650 x 819 mm
4	03.90.01HV	Base frame, height adjustable	Made of 70 x 40 x 2 mm square tube	150 x 650 x 819 – 1019 mm
5	520/1V	Hanging base cabinet R 18-24	1x drawer, 150 mm	555 x 736 x 208 mm
6	535/111V		1x drawer 50 mm, 1x 100 mm, 1x 150 mm	555 x 736 x 358 mm
7	03.2018-10	Steel shelf	For table width 1500 mm	1295 x 300 x 40 mm
8	03.2018-11	Steel shelf	For table width 2000 mm	1795 x 300 x 40 mm



■ Hanging base cabinet: 1x drawer

Item no.	Dimensions in mm (WxDxH)	Base frame
03.15.520.1V	1500 x 750 x 859	fixed height
03.20.520.1V	2000 x 750 x 859	fixed height
03.15.520.1HVV	1500 x 750 x 859 – 1059	height-adjustable
03.20.520.1HVV	2000 x 750 x 859 – 1059	height-adjustable

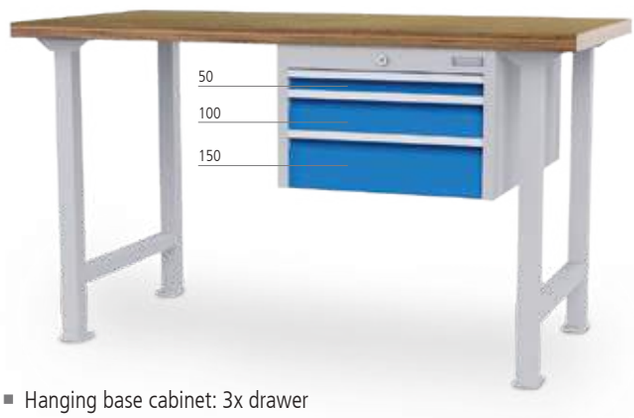

■ Hanging base cabinet: 3x drawer

Item no.	Dimensions in mm (WxDxH)	Base frame
03.15.535.2V	1500 x 750 x 859	fixed height
03.20.535.2V	2000 x 750 x 859	fixed height
03.15.535.2HVV	1500 x 750 x 859 – 1059	height-adjustable
03.20.535.2HVV	2000 x 750 x 859 – 1059	height-adjustable



■ 2x hanging base cabinet:
Left: 1x drawer Right: 1x drawer

Item no.	Dimensions in mm (WxDxH)	Base frame
03.15.520.2V	1500 x 750 x 859	fixed height
03.20.520.2V	2000 x 750 x 859	fixed height
03.15.520HVV	1500 x 750 x 859 – 1059	height-adjustable
03.20.520HVV	2000 x 750 x 859 – 1059	height-adjustable

You can find further hanging base cabinets on page 309



Inline workbenches 1500/2000 | Depth 750 mm

Drawer cabinets R 18-24

- Usable area 450 x 600 mm
- 1x drawer cabinet
- Drawers with full pull-out (FP) 100%
- Drawers with 50 mm front height, load capacity 70 kg
  Drawers from 75 mm front height, load capacity 100 kg
  Load capacity 180 kg on request
- Base frame made of 50 x 50 x 2 mm square tube
- Beech multiplex workbench top, 1500/2000 x 750 x 40 mm
- Cylinder lock with two keys
- 1000 kg total load capacity
- Delivered unassembled, for easy self-assembly



- Drawer cabinet: 6x drawer

Item no.	Dimensions in mm (WxDxH)
03.15.580.7V	1500 x 750 x 859
03.20.580.7V	2000 x 750 x 859



- Drawer cabinet: 5x drawer

Item no.	Dimensions in mm (WxDxH)
03.15.580.5V	1500 x 750 x 859
03.20.580.5V	2000 x 750 x 859

Individual arrangement



Workbench with 1x empty housing, usable height 700 mm

- Incl. beech multiplex worktop 40 mm

Item no.	Dimensions in mm (WxDxH)
03.15.580.001	1500 x 750 x 859



Workbench with 1x empty housing, usable height 700 mm

- Incl. beech multiplex worktop 40 mm

Item no.	Dimensions in mm (WxDxH)
03.20.580.001	2000 x 750 x 859

Hinged doors

- Usable width 555 mm

Item no.	Version	Usable heights (mm)
01.050.700EL	left	700
01.050.700ER	right	700
01.050.550EL	left	550
01.050.550ER	right	550

Shelf

- When using one or no drawer

Item no.	Dimensions in mm (WxDxH)
01.050.013	497 x 685 x 40

Divider material see page 97

- 450 x 600 mm (W x D) with full pull-out 100% - drawers with 50 mm front height: load capacity 70 kg; drawers from 75 mm front height: load capacity 100 kg

VA 100 kg 100%

Item no.	Front height (mm)	Shell height (mm)	Usable heights (mm)
60.50.050V07	50	28	30
60.50.075V10	75	56	58
60.50.100V10	100	81	83
60.50.125V10	125	81	108
60.50.150V10	150	131	133
60.50.175V10	175	131	158
60.50.200V10	200	181	183
60.50.250V10	250	181	233
60.50.300V10	300	181	283



- 5x drawer

Item no.	Dimensions in mm (WxDxH)
03.15.580.6V	1500 x 750 x 859
03.20.580.6V	2000 x 750 x 859



- 7x drawer

Item no.	Dimensions in mm (WxDxH)
03.15.580.6-1V	1500 x 750 x 859
03.20.580.6-1V	2000 x 750 x 859



- 5x drawer

Item no.	Dimensions in mm (WxDxH)
03.15.580.5-1V	1500 x 750 x 859
03.20.580.5-1V	2000 x 750 x 859



- 1x drawer, 1x hinged door

Item no.	Dimensions in mm (WxDxH)
03.15.580.2V	1500 x 750 x 859
03.20.580.2V	2000 x 750 x 859



- 6x drawer

Item no.	Dimensions in mm (WxDxH)
03.15.580.8V	1500 x 750 x 859
03.20.580.8V	2000 x 750 x 859



- 4x drawer

Item no.	Dimensions in mm (WxDxH)
03.15.580.4V	1500 x 750 x 859
03.20.580.4V	2000 x 750 x 859

Inline workbenches with drawer housing 555 x 736 (W x D) | Depth 750 mm

- Usable area 450 x 600 mm
- 2x drawer cabinet
- Drawers with full pull-out (FP) 100%
- Drawers with 50 mm front height, load capacity 70 kg
  Drawers from 75 mm front height, load capacity 100 kg
  Load capacity 180 kg on request
- Beech multiplex workbench top, 1500/2000 x 750 x 40 mm
- Cylinder lock with two keys
- 1000 kg total load capacity
- Delivered unassembled, for easy self-assembly



- Left: 5x drawer
- Right: 1x drawer, 1x hinged door

Item no.	Dimensions in mm (WxDxH)
03.15.580.7-1V	1500 x 750 x 859
03.20.580.7-1V	2000 x 750 x 859



- Left: 5x drawer
- Right: 4x drawer

Item no.	Dimensions in mm (WxDxH)
03.15.580.9V	1500 x 750 x 859
03.20.580.9V	2000 x 750 x 859

Individual arrangement



Workbench with 2x empty housing, usable height 700 mm

- Incl. beech multiplex worktop 40 mm

Item no.	Dimensions in mm (WxDxH)
03.15.580.002	1500 x 750 x 859



Workbench with 2x empty housing, usable height 700 mm

- Incl. beech multiplex worktop 40 mm

Item no.	Dimensions in mm (WxDxH)
03.20.580.002	2000 x 750 x 859

Divider material see page 97

VA
100 kg
100%

Hinged doors

- Usable width 555 mm

Item no.	Version	Usable heights (mm)
01.050.700EL	left	700
01.050.700ER	right	700
01.050.550EL	left	550
01.050.550ER	right	550

Shelf

- When using one or no drawer

Item no.	Dimensions in mm (WxDxH)
01.050.013	497 x 685 x 40

- 450 x 600 mm (W x D) with full pull-out 100% - drawers with 50 mm front height: load capacity 70 kg; drawers from 75 mm front height: load capacity 100 kg

Item no.	Front height (mm)	Shell height (mm)	Usable heights (mm)
60.50.050V07	50	28	30
60.50.075V10	75	56	58
60.50.100V10	100	81	83
60.50.125V10	125	81	108
60.50.150V10	150	131	133
60.50.175V10	175	131	158
60.50.200V10	200	181	183
60.50.250V10	250	181	233
60.50.300V10	300	181	283



- Left: 5x drawer
- Right: 6x drawer

Item no.	Dimensions in mm (WxDxH)
03.15.580.112V	1500 x 750 x 859
03.20.580.11V	2000 x 750 x 859



- Left: 4x drawer
- Right: 4x drawer

Item no.	Dimensions in mm (WxDxH)
03.15.580.202V	1500 x 750 x 859
03.20.580.20V	2000 x 750 x 859



- Left: 5x drawer
- Right: 7x drawer

Item no.	Dimensions in mm (WxDxH)
03.15.580.212V	1500 x 750 x 859
03.20.580.21V	2000 x 750 x 859



- Left: 6x drawer
- Right: 4x drawer

Item no.	Dimensions in mm (WxDxH)
03.15.580.222V	1500 x 750 x 859
03.20.580.22V	2000 x 750 x 859



- Left: 6x drawer
- Right: 4x drawer

Item no.	Dimensions in mm (WxDxH)
03.15.580.232V	1500 x 750 x 859
03.20.580.23V	2000 x 750 x 859



R 18-24 + R 24-24

- 2x beech multiplex worktop 40 mm
- 3x drawer cabinet
- Left: 4x drawer
- Central: 6x drawer
- Right: 4x drawer

Item no.	Dimensions in mm (WxDxH)
03.30.57.14V	3000 x 750 x 859
03.40.57.14V	4000 x 750 x 859

Inline workbenches

Energy block for inline workbench combinations

Removable door so that all components can be easily maintained.





Front side

Back side

Energy block

- Fully assembled with 1x cable reel and 1x hose reel
- 1x socket panel with 3x earthed sockets and on/off switch
- 2x 1/4“ compressed air connections
- Compressed air supply

Item no.	Dimensions in mm (WxDxH)
03.961.2651	200 x 650 x 819

Energy block, empty housing, can be filled from both sides

- Usable height of 750 mm can be used on both sides
- Can be filled with the individual components

Item no.	Dimensions in mm (WxDxH)
03.961.265	200 x 650 x 819

- Reels integrated into the side part offer a total hose/cable length of 6 m
- The door is secured by a cylinder lock and removable so that all components can be easily maintained.

- You can find components to fit for the individual energy supply on/ from page 243
- Delivered unassembled, for easy self-assembly





Inline workbench R 18-24

- Beech multiplex worktop, 1500 x 750 x 40 mm
- Energy block with 1x cable reel and 1x hose reel
- 1x socket panel with 4x earthed sockets
- Base frame made of 50 x 50 x 2 mm square tube
- 1/4" compressed air supply

Item no.	Dimensions in mm (WxDxH)
03.15.000.E1	1500 x 750 x 859
03.20.000.E1	2000 x 750 x 859

Inline workbench R 18-24

- Beech multiplex worktop, 1500 x 750 x 40 mm
- Drawer cabinet: 5x drawer
- Full pull-out 100 %, load capacity 100 kg
- Energy block with 1x cable reel and 1x hose reel
- 1x socket panel with 3x earthed sockets and on/off switch
- 2x compressed air connection
- 1/4" compressed air supply

Item no.	Dimensions in mm (WxDxH)
03.15.580.9E	1500 x 750 x 859
03.20.580.9E	2000 x 750 x 859

NEW



Automatic hose reel
- Plastic
- Multi gearlock per rotation
- Incl. 5+1 m PU hose DN 06 and stopper
- Max. pressure 10 bar
- Incl. swivelling mounting plate
- Incl. 1 m connecting hose
- Incl. cover plate

Item no.
03.1.06.06SA



Automatic cable reel
- Plastic
- Protection class IP 24
- Fully insulated, protection against overheating
- With release spring and slip ring
- Incl. 5+1 m cable H05VV-F3G 1.5, earthed plug and coupling, 230 V
- Incl. swivelling mounting bracket
- Incl. cover plate

Item no.
03.0.06.05KA

You can find further energy components on page 264

Cover plate

Item no.	Dimensions in mm
07.861.04	125 x 125
07.861.05	250 x 125
07.861.06	375 x 125



Cover plate and compressed air
- Cover plate incl. compressed air connection

Item no.	Dimensions in mm
07.861.07	1/4" - 125 x 125
07.861.08	1/2" - 125 x 125



Cover plate and socket panel
- 1 Cover plate incl. socket panel with 2x earthed sockets
- 2 Cover plate incl. socket panel with 3x earthed sockets with on/off switch
- 3 Cover plate incl. socket panel with 4x earthed sockets

	Item no.	Dimensions in mm (W x H)
1	07.861.14	250 x 125
2	07.861.15	375 x 125
3	07.861.16	375 x 125



Cover plate and emergency stop
- Cover plate incl. emergency stop button

Item no.	Dimensions in mm
07.861.09	125 x 125



Cover plate and earthed socket
- Cover plate incl. earthed socket

Item no.	Dimensions in mm
07.861.11	125 x 125



Cover plate and CEE socket
- Cover plate incl. 16 A CEE socket

Item no.	Dimensions in mm
07.861.12	250 x 125

Tool dispensing systems





Corner cabinet

- Used for a right-angled arrangement of drawer cabinets
- Stable version made from high-quality sheet metal, with 2x hinged doors 900 mm
- 2x adjustable shelves and cylinder lock with two keys

Item no.	Dimensions in mm (WxDxH)
04.250.20	1050 x 736 x 1019



- Delivered unassembled, for easy self-assembly

Hinged flap

- Beech multiplex 25 mm, incl. hinges

Pos.	Item no.	Dimensions in mm (WxD)
1	04.250.35	705 x 736

Swing door

- Single-leaf (double-leaf on request)
- Beech multiplex 25 mm, incl. door hinges

Pos.	Item no.	Dimensions in mm (WxH)
2	04.250.30	705 x 1019



Drawer cabinets R 18-24 for 6-corner and 8-corner benches
Dimensions in mm (W x D x H) 555 x 736 x 819 mm
Drawers with full pull-out (FP) 100%
Drawers with 50 mm front height, load capacity 70 kg
Drawers from 75 mm front height, load capacity 100 kg



- 1x drawer
- 1x hinged door

Item no.
580/0010.550V



- 3x drawer
- 1x hinged door

Item no.
580/0300.400V



- Drawer cabinet, divided, 2x drawer each

Item no.
580/2.0040V



- Drawer cabinet, divided, 3x drawer each

Item no.
580/2.0600V



- Drawer cabinet, divided, 3x drawer each

Item no.
580/2.1110V



- 1x hinged door

Item no.
580/0001FL



- 2x drawer
- 1x hinged door

Item no.
580/0110/450V



- 5x drawer

Item no.
580/0140V



- Drawer cabinet, divided, 1x drawer each

Item no.
580/2.0002V



- Drawer cabinet, divided, 2x drawer each

Item no.
580/2.0202V

Other workbenches

6-corner group workplaces

- Delivered unassembled, for easy self-assembly

Suitable divider material for the R 18-24 can be found on page 97

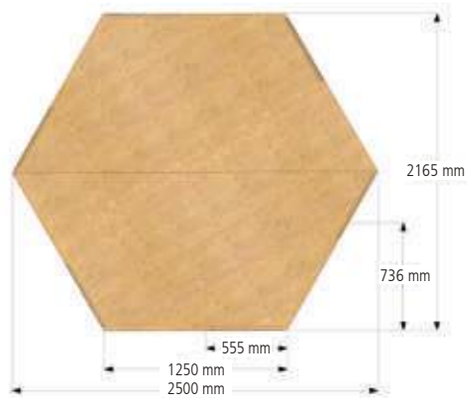



Pos.	Item no.	Dimensions in mm (WxDxH)	Description
1	580/0221V	555 x 736 x 819	Drawer cabinet R 18-24, 2x drawer 100 mm, 2x drawer 150 mm 1x drawer 200 mm, full pull-out, load capacity 100 kg
2	03.58.20	101 x 30 x 815	Intermediate plate, between two drawer cabinets
3	03.15.66	2500 x 2165 x 40	6-corner workbench top, beech multiplex worktop 40 mm
	03.66.05V	2500 x 2165 x 859	6-corner workbench, as illustrated, without energy attachment





Other energy attachments on request

6-corner energy attachment

Item no.	Description
03.66.73-1 4	6-corner energy attachment, 6x 1/4" compressed air connection, 6x socket panel with 2x earthed sockets, unwired, 825 x 715 x 165 mm (W x D x H)
03.66.73/BL	6-corner energy attachment, empty, unequipped, unwired
07.861.12	Cover plate incl. 16 A CEE socket, t = 1.25 mm
07.861.19	Cover plate incl. RJ 45 network socket, t = 1.25 mm
07.861.07	Cover plate incl. 1/4" compressed air connection, t = 1.25 mm
07.861.08	Cover plate incl. 1/2" compressed air connection, t = 1.25 mm
07.861.14	Cover plate incl. socket panel with 2x earthed sockets, t = 1.25 mm
07.861.15	Cover plate incl. socket panel with 3x earthed sockets and on/off switch, t = 1.25 mm
07.861.16	Cover plate incl. socket panel with 4x earthed sockets, t = 1.25 mm

You can find further components on/from page 264

- Delivered unassembled, for easy self-assembly

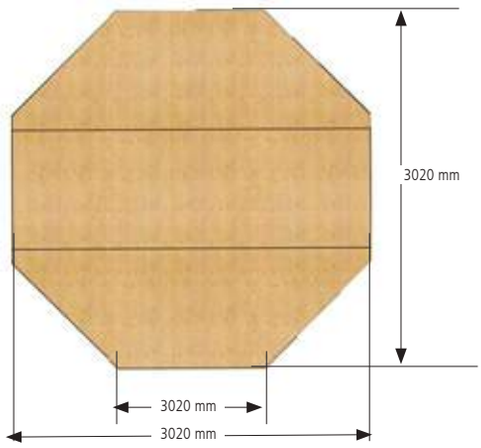



Pos.	Item no.	Dimensions in mm (WxDxH)	Description
1	580/0700V	555 x 736 x 819	Drawer cabinet R 18-24, 7x drawer 100 mm, full pull-out, load capacity 100 kg
2	03.58.20	101 x 30 x 815	Intermediate plate, between two drawer cabinets
3	03.15.88	3020 x 3020 x 40	8-corner workbench top, beech multiplex worktop 40 mm
	03.88.05V	3020 x 3020 x 859	8-corner workbench, as illustrated, without energy attachment



8-corner energy attachment

Item no.	Description
03.88.73-1 4	8-corner energy attachment, 8x 1/4" compressed air connection, 8x socket panel with 2x earthed sockets, unwired, 1395 x 1395 x 165 mm (W x D x H)
03.88.73/BL	8-corner energy attachment, empty, unequipped, unwired
07.861.12	Cover plate incl. 16 A CEE socket, t = 1.25 mm
07.861.19	Cover plate incl. RJ 45 network socket, t = 1.25 mm
07.861.07	Cover plate incl. 1/4" compressed air connection, t = 1.25 mm
07.861.08	Cover plate incl. 1/2" compressed air connection, t = 1.25 mm
07.861.14	Cover plate incl. socket panel with 2x earthed sockets, t = 1.25 mm
07.861.15	Cover plate incl. socket panel with 3x earthed sockets and on/off switch, t = 1.25 mm
07.861.16	Cover plate incl. socket panel with 4x earthed sockets, t = 1.25 mm

You can find further components on/from page 264

Workbenches with multi-board setup

MULTI-WALL – suitable for all workstations



Our features	Your advantages
Suitable for all workstations	Custom arrangement options
Modular system	Combinations in different dimensions freely configurable
Two different fastening systems	Suitable for all worktop designs and thicknesses
Perforated and slotted profiles – reinforced and welded	Very stable construction, which the various accessories or special solutions can be attached to
Heights: 650, 950, 1250 & 1550 mm Widths: 700, 1000, 1500 & 2000 mm	Individuality and arrangement can be implemented completely according to customer requirements
Wide range of accessories	The right solution for every application
Attachment of overhead frames with equipment rails possible	Lighting and carriage mounted extremely easily, providing ergonomic working conditions
Electricity and compressed air supplied via energy ducts	Power supplied directly at the workplace
Convertible and retrofittable at any time	Additional parts can attached and existing parts can be converted for modified working conditions
All parts available in 15 standard colours	Eco-friendly painting procedure

- **Delivered unassembled, for easy self-assembly**



Overhead frame



Lighting, 2 x 36 W



Equipment rail



Support column



Shelf



Perforated wall



Magnetic board



Energy bar with 3x earthed sockets and on/off switch



Workbenches with multi-board setup

- Full pull-out 100 %, load capacity 100 kg
- Supplied without decoration

Suitable divider material for the R 18-24 and R 24-24 can be found on page 97 and 105





Multi-board setup
- 2x support column, 650 mm
- 2x shelf, 320 mm

Item no.	Dimensions in mm (WxH)
03.900.15.33	1500 x 650



Multi-board setup
- 2x support column, 650 mm
- 1x perforated wall
- 1x shelf, 320 mm

Item no.	Dimensions in mm (WxH)
03.900.15.02-01	1500 x 650

Box workbench R 18-24
- Beech multiplex worktop, 1500 x 750 x 40 mm
- Left: 3x drawer | Right: 3x drawer

Item no.	Dimensions in mm (WxDxH)
03.14.33V	1500 x 750 x 859

Box workbench R 24-24
- Beech multiplex worktop 40 mm
- Left: 2x shelf | Right: 1x drawer, 1x hinged door

Item no.	Dimensions in mm (WxDxH)
03.15.37V	1500 x 750 x 859



- Full pull-out 100 %, load capacity 100 kg
- Supplied without decoration

Suitable divider material for the R 18-24 can be found on page 97



Multi-board setup
- 2x support column, 1250 mm
- 2x magnetic board
- 2x perforated wall, 1500 mm
- 3x shelf, 320 mm

Item no.	Dimensions in mm (WxH)
03.900.15.580.4	1500 x 1250

Inline workbench R 18-24
- Beech multiplex worktop, 1500 x 750 x 40 mm
- 4x drawer
- Base frame made of 50 x 50 x 2 mm square tube

Item no.	Dimensions in mm (WxDxH)
03.15.580.4V	1500 x 750 x 859



Multi-board setup
- 3x support column, 1250 mm
- 1x energy bar with 3x earthed sockets and on/off switch
- 1x perforated wall, 1000 mm
- 2x shelf, 320 mm
- 1x multi roller shutter cabinet 910 x 210 x 820 mm
- 1x overhead frame
- 2x equipment rail
- 1x lighting, 2 x 36 W

Item no.	Dimensions in mm (WxH)
03.900.21	2000 x 1250

Inline workbench R 18-24
- Beech multiplex worktop, 2000 x 750 x 40 mm
- 4x drawer
- Base frame made of 50 x 50 x 2 mm square tube

Item no.	Dimensions in mm (WxDxH)
03.20.580.4V	2000 x 750 x 859

Workbenches with multi-board setup

- Full pull-out 100 %, load capacity 100 kg
- Supplied without decoration

Suitable divider material for the R 18-24 and R 24-24 can be found on page 97 and 105





Multi-board setup
- 2x support column
- 1x energy bar with 4x earthed sockets
- 1x perforated wall
- 1x magnetic board
- 2x shelf, 320 mm
- 1x overhead frame
- 2x equipment rail
- 1x lighting, 2 x 36 W
- 1x carriage

Item no.	Dimensions in mm (WxDxH)
03.900.14.16	1500 x 750 x 1250

Multi-board setup
- 3x support column
- 2x energy bar with 4x earthed sockets each
- 2x perforated wall
- 2x magnetic board
- 2 x pivot arm support
- 1x pivot arm with shelf
- 1x pivot arm with monitor bracket and keyboard platform
- 3x shelf, 320 mm
- 1x overhead frame
- 2x equipment rail
- 2x lighting, 2 x 40 W

Item no.	Dimensions in mm (WxDxH)
03.900.20.16	2000 x 750 x 1250

Box workbench R 18-24
- Beech multiplex worktop, 1500 x 750 x 40 mm
- Left: Steel shelf, half depth | Right: 4x drawer

Item no.	Dimensions in mm (WxDxH)
03.14.16V	1500 x 750 x 859

Box workbench R 24-24
- Beech multiplex worktop, 2000 x 750 x 40 mm
- Left: 1x hinged door, 1x shelf | Centre: 2x shelf
- Right: 4x drawer

Item no.	Dimensions in mm (WxDxH)
03.20.16V	2000 x 750 x 859

Suitable divider material for the R 18-16 can be found on page 73

- Stable square tube frame 40 x 40 x 2 mm
- For assembly, workshop and shipping
- Fully welded, incl. bolted stiffening panel and levelling feet
- Worktops on/from page 595



Multi-board setup

- 2x support column, 1x energy bar with 3x earthed sockets and on/off switch
- 1x perforated wall, 1x shelf, 320 mm
- 1x pivot arm support, 1x pivot arm with monitor bracket and keyboard platform
- 1x overhead frame, 1x equipment rail
- 1x lighting, 2 x 36 W

Item no.	Dimensions in mm (WxDxH)
03.900.15.14	1500 x 750 x 1250

Worktable/bench

- Beech multiplex worktop, 1500 x 750 x 40 mm
- Full pull-out 100 %, load capacity 100 kg
- Incl. hanging drawer 150 mm

VA 100 kg 100%

Item no.	Dimensions in mm (WxDxH)
03.14.520V	1500 x 750 x 859

Mobile drawer cabinet R 18-16

- Including raised edges and ribbed rubber mat
- 4x steering caster, Ø 125 mm, thereof 2 with locks
- 3x drawer, 100 mm
- 1x drawer, 200 mm

Item no.	Dimensions in mm (WxDxH)
46.301M	530 x 500 x 805



Lateral PC support

Item no.	Dimensions in mm (WxDxH)
07.00.19	225 x 500 x 80

The worktables and workbenches are generally equipped with levelling feet.



Height adjustment

- Height adjustment of 200 mm on a grid of 25 mm
- Complete for a workbench with 4 feet

Item no.
03.15.95



The worktables and workbenches are generally equipped with levelling feet.

Workbenches with multi-board setup

- Full pull-out 100 %, load capacity 100 kg
- Supplied without decoration

Suitable divider material for the R 18-24 can be found on page 97



Multi-board setup
- 3x support column
- 2x energy bar with 3x earthed sockets and on/off switch
- 2x perforated wall
- 4x shelf, 320 mm
- 1x overhead frame
- 1x equipment rail
- 1x lighting, 2 x 36 W

Item no.	Dimensions in mm (WxDxH)
03.900.22	2000 x 750 x 1250

Box workbench R 18-24
- Beech multiplex worktop, 2000 x 750 x 40 mm
- Left: 1x drawer, 1x hinged door | Centre: 3x drawer
- Right: 1x drawer, 1x hinged door

Item no.	Dimensions in mm (WxDxH)
03.19.37V	2000 x 750 x 859

- Full pull-out 100 %, load capacity 100 kg
- Supplied without decoration



Multi-board setup
- 3x support column
- 1x energy bar with 3x earthed sockets and on/off switch
- 2x perforated wall
- 2x magnetic board
- 2x shelf, 320 mm
- 1x overhead frame
- 1x equipment rail
- 1x lighting, 2 x 36 W

Item no.	Dimensions in mm (WxDxH)
03.900.23	2000 x 750 x 1250

Box workbench R 18-24
- Beech multiplex worktop, 2000 x 750 x 40 mm
- Left: 4x drawer | Centre: 3x drawer | Right: 4x drawer

Item no.	Dimensions in mm (WxDxH)
03.19.38V	2000 x 750 x 859

Workbenches with multi-board setup

Multi-board setup 1500 mm



- 2x support column, 1x overhead frame, 1x equipment rail
- 1x lighting, 2 x 36 W
- 1x energy bar with 3x earthed sockets and on/off switch
- 2x 1/4" compressed air connection, 2x shelf, 320 mm
- 1x perforated wall, 1x pivot arm with platform

Item no.	Dimensions in mm (WxDxH)	Version
03.900.15.24	1500 x 750 x 1250	Multi-board
03.900.15.24-1	1500 x 1250	Without overhead frame and lighting



- 2x support column, 1x overhead frame, 1x equipment rail
- 1x lighting, 2 x 36 W
- 1x energy bar with 3x earthed sockets and on/off switch
- 3x shelf, 320 mm, 1x perforated wall

Item no.	Dimensions in mm (WxDxH)	Version
03.900.15.25	1500 x 750 x 1250	Multi-board
03.900.15.25-1	1500 x 1250	Without overhead frame and lighting



- 2x support column, 1x overhead frame, 1x equipment rail
- 1x lighting, 2 x 36 W
- 1x energy bar with 3x earthed sockets and on/off switch
- 2x 1/4" compressed air connection, 2x shelf, 320 mm

Item no.	Dimensions in mm (WxDxH)	Version
03.900.15.23	1500 x 750 x 1250	Multi-board
03.900.15.23-1	1500 x 1250	Without overhead frame and lighting



- 2x support column, 1x overhead frame, 1x equipment rail
- 1x lighting, 2 x 36 W
- 1x energy bar with 3x earthed sockets and on/off switch
- 2x 1/4" compressed air connection, 1x shelf, 320 mm
- 1x perforated wall, 1x magnetic board, 1x pivot arm with platform

Item no.	Dimensions in mm (WxDxH)	Version
03.900.15.21	1500 x 750 x 1250	Multi-board
03.900.15.21-1	1500 x 1250	Without overhead frame and lighting



- 2x support column, 1x overhead frame, 1x equipment rail
- 1x lighting, 2 x 36 W
- 1x energy bar with 3x earthed sockets and on/off switch
- 4x shelf, 320 mm

Item no.	Dimensions in mm (WxDxH)	Version
03.900.15.22	1500 x 750 x 1250	Multi-board
03.900.15.22-1	1500 x 1250	Without overhead frame and lighting



- 2x support column, 1x overhead frame, 1x equipment rail
- 1x lighting, 2 x 36 W
- 1x energy bar with 3x earthed sockets and on/off switch
- 2x 1/4" compressed air connection, 1x shelf, 320 mm
- 1x perforated wall, 1x magnetic board

Item no.	Dimensions in mm (WxDxH)	Version
03.900.15.20	1500 x 750 x 1250	Multi-board
03.900.15.20-1	1500 x 1250	Without overhead frame and lighting



- 3x support column, 1x overhead frame, 1x equipment rail
- 1x lighting, 2 x 36 W
- 1x energy bar with 3x earthed sockets and on/off switch
- 2x 1/4" compressed air connection, 4x shelf, 320 mm
- 2x perforated wall, 1x pivot arm with platform

Item no.	Dimensions in mm (WxDxH)	Version
03.900.20.24	2000 x 750 x 1250	Multi-board
03.900.20.24-1	2000 x 1250	Without overhead frame and lighting



- 3x support column, 1x overhead frame, 1x equipment rail
- 1x lighting, 2 x 36 W
- 1x energy bar with 3x earthed sockets and on/off switch
- 6x shelf, 320 mm, 2x perforated wall

Item no.	Dimensions in mm (WxDxH)	Version
03.900.20.25	2000 x 750 x 1250	Multi-board
03.900.20.25-1	2000 x 1250	Without overhead frame and lighting



- 3x support column, 1x overhead frame, 1x equipment rail
- 1x lighting, 2 x 36 W
- 1x energy bar with 3x earthed sockets and on/off switch
- 2x 1/4" compressed air connection, 4x shelf, 320 mm

Item no.	Dimensions in mm (WxDxH)	Version
03.900.20.23	2000 x 750 x 1250	Multi-board
03.900.20.23-1	2000 x 1250	Without overhead frame and lighting



- 3x support column, 1x overhead frame, 1x equipment rail
- 1x lighting, 2 x 36 W
- 1x energy bar with 3x earthed sockets and on/off switch
- 2x 1/4" compressed air connection, 2x shelf, 320 mm
- 2x perforated wall, 2x magnetic board, 1x pivot arm with platform

Item no.	Dimensions in mm (WxDxH)	Version
03.900.20.21	2000 x 750 x 1250	Multi-board
03.900.20.21-1	2000 x 1250	Without overhead frame and lighting



- 3x support column, 1x overhead frame, 1x equipment rail
- 1x lighting, 2 x 36 W
- 1x energy bar with 3x earthed sockets and on/off switch
- 8x shelf, 320 mm

Item no.	Dimensions in mm (WxDxH)	Version
03.900.20.22	2000 x 750 x 1250	Multi-board
03.900.20.22-1	2000 x 1250	Without overhead frame and lighting



- 3x support column, 1x overhead frame, 1x equipment rail
- 1x lighting, 2 x 36 W
- 1x energy bar with 3x earthed sockets and on/off switch
- 2x 1/4" compressed air connection, 2x shelf, 320 mm
- 2x perforated wall, 2x magnetic board

Item no.	Dimensions in mm (WxDxH)	Version
03.900.20.20	2000 x 750 x 1250	Multi-board
03.900.20.20-1	2000 x 1250	Without overhead frame and lighting

Support columns

Multi-board setup



Suitable for mounting on worktops up to 30 mm

Support column profile 30 x 60 mm
- Reinforced by U-profile tube
- Thinner plate thicknesses on request
- Three support columns are required for installation on 2 m work surface

Item no.	Dimensions in mm
03.935.650.225	650 left
03.935.650.125	650 right
03.935.950.225	950 left
03.935.950.125	950 right
03.935.125.225	1250 left
03.935.125.125	1250 right



Suitable for mounting on worktops from 40 mm

Support column profile 30 x 60 mm
- Reinforced by U-profile tube
- Thinner plate thicknesses on request
- Three support columns are required for installation on 2 m work surface

Item no.	Dimensions in mm
03.935.650.240	650 left
03.935.650.140	650 right
03.935.950.240	950 left
03.935.950.140	950 right
03.935.125.240	1250 left
03.935.125.140	1250 right
03.935.155.240	1550 left
03.935.155.140	1550 right



Overhead frame with bolted reinforcement cross-members

Item no.	WxD in mm
07.8910.1	1000 x 750
07.8912.1	1250 x 750
07.8915.1	1500 x 750
07.8917.1	1750 x 750



Overhead frame with bolted reinforcement cross-members

Item no.	WxD in mm
07.8920.1	2000 x 750



The equipment rail is mounted on the overhead frame and serves to accommodate the carriage or the lighting.

Item no.	W x D x H in mm
03.910.03	1000 x 30 x 30
03.912.03	1250 x 30 x 30
03.915.03	1500 x 30 x 30
03.917.03	1750 x 30 x 30
03.920.03	2000 x 30 x 30
03.900.01	Carriage



RAL standard colours, see page 37

Multi-board

Multi-board setup for panel thicknesses from 40 mm

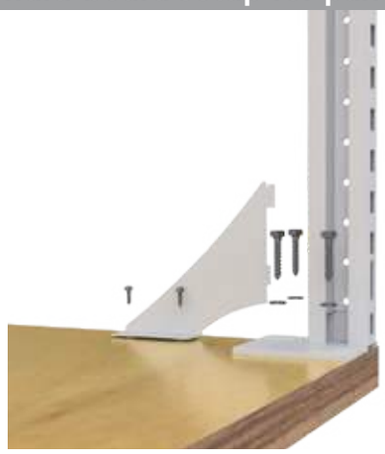



- Table width 750 mm
- Superstructure width centre-centre 650 mm
- 1x support column left
- 1x support column right

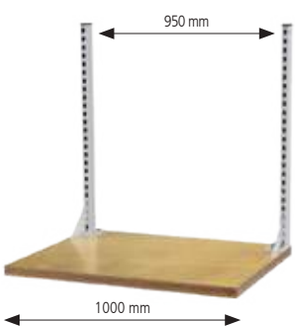

- Table width 1000 mm
- Superstructure width centre-centre 950 mm
- 1x support column left
- 1x support column right

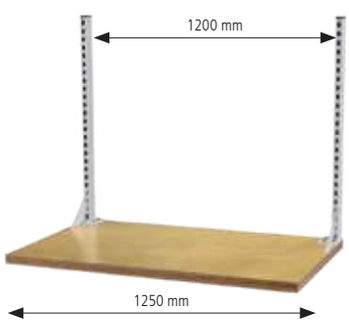

- Table width 1250 mm
- Superstructure width centre-centre 1200 mm
- 1x support column left
- 1x support column right



- Table width 1500 mm
- Superstructure width centre-centre 950 mm
- 1x support column left
- 1x support column right

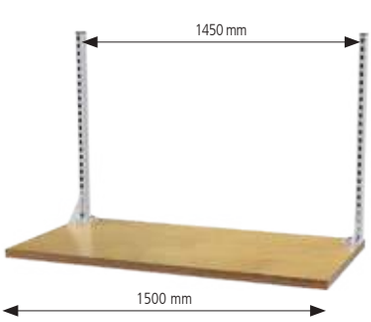

- Table width 1500 mm
- Superstructure width centre-centre 1450 mm
- 1x support column left
- 1x support column right

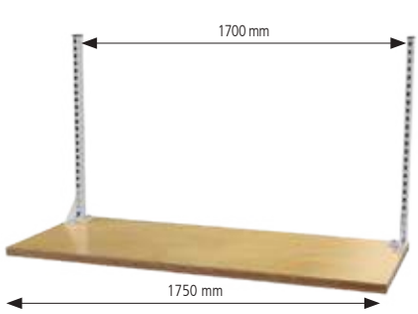

- Table width 1750 mm
- Superstructure width centre-centre 1700 mm
- 1x support column left
- 1x support column right

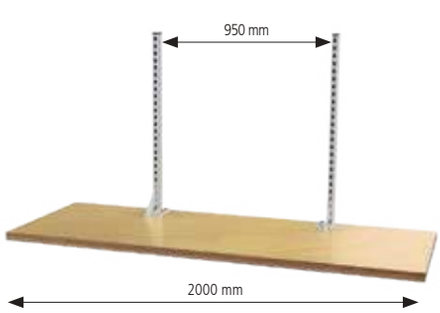

- Table width 2000 mm
- Superstructure width centre-centre 950 mm
- 1x support column left
- 1x support column right

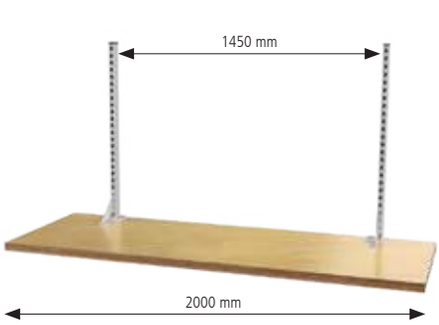

- Table width 2000 mm
- Superstructure width centre-centre 1450 mm
- 1x support column left
- 1x support column right

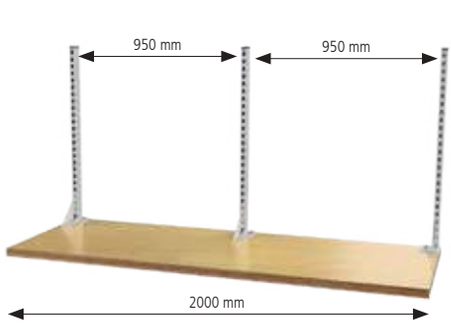

- Table width 2000 mm
- Superstructure width centre-centre 2 x 950 mm
- 2x support column left
- 1x support column right

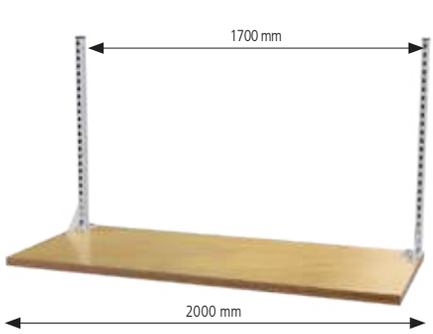

- Table width 2000 mm
- Superstructure width centre-centre 1700 mm
- 1x support column left
- 1x support column right



Perforated wall

- 2000 mm perforated walls can only be attached to setups without an overhead frame, otherwise 2 x 1000 mm are required

Item no.	Dimensions in mm (WxDxH)
03.983.101	700 x 20 x 302
03.983.102	1000 x 20 x 302
03.983.104	1250 x 20 x 302
03.983.103	1500 x 20 x 302
03.983.106	1750 x 20 x 302
03.983.105	2000 x 20 x 302



Magnetic board

- 2000 mm magnetic boards can only be attached to setups without an overhead frame, otherwise 2 x 1000 mm are required

Item no.	Dimensions in mm (WxDxH)
03.983.07	700 x 20 x 302
03.983.10	1000 x 20 x 302
03.983.12	1250 x 20 x 302
03.983.15	1500 x 20 x 302
03.983.17	1750 x 20 x 302
03.983.20	2000 x 20 x 302

Shelf for hanging between the support columns

- Adjustable height and incline
- Inclination 0°, 10° and 20° incl. roll-off edge
- 2000 mm shelves can only be attached to setups without an overhead frame, otherwise 2 x 1000 mm are required
- Includes bracket



Shelf, 700 mm

Item no.	Dimensions in mm (WxDxH)
03.907.220	700 x 220 x 20
03.907.320	700 x 320 x 20
03.907.420	700 x 420 x 20

Shelf, 1000 mm

Item no.	Dimensions in mm (WxDxH)
03.910.220	1000 x 220 x 20
03.910.320	1000 x 320 x 20
03.910.420	1000 x 420 x 20

Shelf, 1250 mm

Item no.	Dimensions in mm (WxDxH)
03.912.220	1250 x 220 x 20
03.912.320	1250 x 320 x 20
03.912.420	1250 x 420 x 20

Shelf, 1500 mm

Item no.	Dimensions in mm (WxDxH)
03.915.220	1500 x 220 x 20
03.915.320	1500 x 320 x 20
03.915.420	1500 x 420 x 20

Shelf, 1750 mm

Item no.	Dimensions in mm (WxDxH)
03.917.220	1750 x 220 x 20
03.917.320	1750 x 320 x 20
03.917.420	1750 x 420 x 20

Shelf, 2000 mm

Item no.	Dimensions in mm (WxDxH)
03.920.220	2000 x 220 x 20
03.920.320	2000 x 320 x 20
03.920.420	2000 x 420 x 20

Multi-board

Energy duct accessories

Fitting carried out completely according to customer requirements, the individual components can be screwed on individually. The energy duct is available in three different lengths. Special brackets offer attachment options between or in front of the support columns or on the overhead frame of the multi-board setup. Attachment directly to the worktop is also possible.

Direct supply of electricity and compressed air via the energy duct. Each component is earthed separately. The individual elements in the energy duct are supplied via M20 cable glands.

For the energy bars offered here, on-site fuse protection is assumed.

Energy duct mounting bracket see page 264



Energy duct

- Energy duct, fully equipped with 1x socket bar with 3x earthed socket with on/off switch
- Unwired

Item no.	Dimensions in mm (WxDxH)
07.861.10.10	875 x 60 x 130
07.861.15.10	1375 x 60 x 130
07.861.20.10	1875 x 60 x 130



Energy duct

- Energy duct, fully equipped with 1x socket bar with 3x earthed socket with on/off switch
- 2x 1/4" compressed air connection
- Unwired

Item no.	Dimensions in mm (WxDxH)
07.861.10.11	875 x 60 x 130
07.861.15.11	1375 x 60 x 130
07.861.20.11	1875 x 60 x 130



Energy duct

- Energy duct, fully equipped with 1x socket bar with 3x earthed socket with on/off switch
- 2x 1/4" compressed air connection
- 1x CEE socket 16 A, unwired

Item no.	Dimensions in mm (WxDxH)
07.861.10.12	875 x 60 x 130
07.861.15.12	1375 x 60 x 130
07.861.20.12	1875 x 60 x 130



Energy duct

- Energy duct, fully equipped with 2x earthed socket
- 1x 1/4" compressed air connection
- 1x CEE socket 16 A
- Emergency stop button, unwired

Item no.	Dimensions in mm (WxDxH)
07.861.10.13	875 x 60 x 130
07.861.15.13	1375 x 60 x 130
07.861.20.13	1875 x 60 x 130



Cable duct

- U-duct for cable installation
- Attachment with energy duct mounting brackets possible

Item no.	Dimensions in mm (WxDxH)
07.861.802	875 x 130 x 60
07.861.1302	1375 x 130 x 60
07.861.1802	1875 x 130 x 60

Energy duct accessories



Energy duct mounting bracket for worktop

- Mounting brackets for direct mounting on worktop (pair)

Item no.	Dimensions in mm (WxDxH)
03.861.04	60 x 52 x 110



Energy duct mounting bracket between support columns

- Bracket right and left for mounting between support columns (pair)

Item no.	Dimensions in mm (WxDxH)
07.861.01-1	33 x 38 x 117



Energy duct bracket in front of support columns

- Bracket right and left for mounting in front of support columns (pair)

Item no.	Version in mm
07.861.03	1000 / 1500
07.861.03-1	2000



Energy duct mounting bracket for overhead frame

- Bracket for attachment above on the support columns, mounting between the overhead frames also possible (pair)

Item no.	Dimensions in mm (WxDxH)
07.861.02	36 x 80 x 35



Energy duct, empty

- Universal application
- Fitted to customer requirements
- Various attachment options thanks to special brackets

Item no.	Dimensions in mm (WxDxH)
07.861.801	875 x 60 x 130
07.861.1101	1125 x 60 x 130
07.861.1301	1375 x 60 x 130
07.861.1801	1875 x 60 x 130

Cover plate for the energy duct

Item no.	Dimensions in mm (W x H)
07.861.04	125 x 125
07.861.05	250 x 125
07.861.06	375 x 125



Cover plate and network socket

- Cover plate incl. RJ45 socket

Item no.	Dimensions in mm (W x H)
07.861.19	125 x 125



Cover plate and compressed air

- Cover plate incl. compressed air connection

Item no.	Dimensions
07.861.07	1/4" - 125 x 125
07.861.08	1/2" - 125 x 125



Cover plate and emergency stop

- Cover plate incl. emergency stop button

Item no.	Dimensions in mm (W x H)
07.861.09	125 x 125



Cover plate and toggle switch

- Cover plate incl. toggle switch

Item no.	Dimensions in mm (W x H)
07.861.10	125 x 125



Installation contactor 20 A

- 230 V
- For earthed sockets

Item no.
03.74.16



Circuit breaker C

- 3-pole16 A
- 440 V
- For CEE sockets

Item no.
03.74.19



Cover plate and earthed socket

- Cover plate incl. earthed socket

Item no.	Dimensions in mm (W x H)
07.861.11	125 x 125



Cover plate and CEE socket

- Dimensions in mm (WxH) 250 x 125
- Cover plate

Item no.	incl. CEE socket
07.861.12	16 A
CEE32A	32 A



Installation contactor 20 A

- 400 V
- For CEE sockets

Item no.
03.74.17



Earth leakage circuit breaker 25A

- 230 V
- For earthed sockets

Item no.
03.74.20



1 2 3

Cover plate and socket panel

- 2 Cover plate incl. socket panel with 2x earthed sockets
- Cover plate incl. socket panel with 3x earthed sockets with on/off switch
- 3 Cover plate incl. socket panel with 4x earthed sockets

	Item no.	Dimensions in mm (W x H)
1	07.861.14	250 x 125
2	07.861.15	375 x 125
3	07.861.16	375 x 125



Cover plate for fuses

- Cover plate incl. top hat rail and pre-lasered cut-outs for fuses

Item no.	Dimensions in mm (W x H)
07.861.13	375 x 125



Circuit breaker B

- 1-pole16 A
- 230 V
- For earthed sockets

Item no.
03.74.18



Earth leakage circuit breaker 25 A

- 400 V
- For CEE sockets

Item no.
03.74.21

Multi-board accessories

Advantages of technical optimisation:
- Clean look
- Support column clearance minimised
- Ease of movement of the pivots can be adjusted with a screw (cannot be fully locked)
- Noise minimisation
- Withstands higher torsional moment
- Can also be mounted on superstructure stand with additional bracket



Pivot arm
- Dimensions in mm (WxDxH) 40 x 40 x 2 square tube
- Axle diameter 25 mm
- Load capacity 30 kg
- 4x plain bearing

Item no.	Dimensions in mm (WxDxH)
07.98.SA	332 x 40 x 40



Standard pivot arm bracket | Worktop
- For attachment to the worktop

Item no.	Version
07.98.01	For 40 x 40 x 2 mm pivot arm



Standard pivot arm bracket | Support column
- For lateral mounting at support column
- For holding the pivot arm

Item no.	Version
07.98.02	For 40 x 40 x 2 mm pivot arm



Pivot arm with depositing tray

Item no.	Dimensions in mm (WxDxH)
07.98.04	400 x 300 x 48



Pivot arm with inclinable tray

Item no.	Dimensions in mm (WxDxH)
07.98.13	450 x 350 x 40

Please note:
Pivot arm bracket is mandatory



Pivot arm with pivot frame and shelves
- With 2x inclinable shelf

Item no.	Dimensions in mm (WxDxH)
07.98.03	680 x 287 x 400



Pivot arm with document holder A4
- With raised lateral and bottom edge

Item no.	Dimensions in mm (WxDxH)
07.98.05	215 x 35 x 330



Pivot arm with document holder A4
- With raised bottom edge

Item no.	Dimensions in mm (WxDxH)
07.98.06	310 x 156 x 310



Pivot arm with monitor bracket
- VESA 75 / 100 mm

Item no.	Dimensions in mm (WxDxH)
07.98.07	700 x 370 x 320



Pivot arm with monitor bracket and keyboard platform
- VESA 75 / 100 mm
- Beech multiplex shelf, 15 mm

Item no.	Dimensions in mm (WxDxH)
07.98.08	700 x 355 x 322

Multi-board accessories

Please note:
Pivot arm bracket is mandatory



Pivot arm with perforated/slotted wall

- For hooks and small parts boxes
- 1st side with slotted wall | 2nd side with perforated wall

Item no.	Dimensions in mm (WxDxH)
07.98.10	600 x 40 x 500



Pivot arm with pivot frame and perforated walls

- With double-sided perforated wall

Item no.	Dimensions in mm (WxDxH)
07.98.09	600 x 40 x 500



Pivot arm with shelf

- Beech multiplex 25 mm

Item no.	Dimensions in mm (WxD)
07.98.12	600 x 350



Pivot arm with shelf and ribbed rubber mat

Item no.	Dimensions in mm (WxDxH)
07.98.11	420 x 300 x 20



Pivot arm with shelf

Item no.	Dimensions in mm (WxDxH)
07.98.14	400 x 182 x 100



Inclined support for bins

- For lateral mounting at support column
- Includes 6 bins, size 2

Item no.	Dimensions in mm (WxDxH)
07.89.37	350 x 110 x 82



Roller shutter cabinet

- For hanging between the support columns
- Incl. 2x perforated wall

Item no.	Dimensions in mm (WxDxH)
03.990.01.14	910 x 220 x 820



Strain relief

- For securing cable laid in the support column

Item no.	Dimensions in mm (WxDxH)
07.861.01	–



Spring balancer with hose

- Max. 8 bar, air flow rate 370 l/min, both sides 1/4"
- 1400 mm pull-out

Item no.	Weights in kg
03.900.60	0.4 – 0.8
03.900.61	0.8 – 1.5
03.900.62	1.2 – 2.5



Spring balancer

- 1600 mm pull-out

Item no.	Weights in kg
03.900.44	0.4 – 1.0
03.900.45	1.0 – 2.0
03.900.46	2.0 – 3.0



Info bag, DIN A4

- For lateral mounting at support column

Item no.	Dimensions in mm (WxDxH)
07.89.15	216 x 35 x 333



Folder holder for support column

- For mounting on the support column

Item no.	Dimensions in mm (WxDxH)
03.900.40	120 x 300 x 340

Multi-board accessories



Rail for open fronted storage bins on perforated wall

Item no.	Length in mm
03.900.06	300
03.900.05	450



Rail for open fronted storage bins between support columns

Item no.	Length in mm
07.89BTR10-0	1000
07.89BTR12-0	1250
07.89BTR15-0	1500



Container carrier 1000 mm

- Mounting between two support columns
- Including open fronted storage bins

Item no.	open fronted storage bins in mm	Piece
03.900.012	Size 2: 100 x 170 / 140 x 80	8
03.900.013	Size 3: 145 x 230 / 195 x 125	6
03.900.015	Size 5: 200 x 350 / 300 x 200	4



Container carrier 1000 mm

- Mounting between two support columns
- Including open fronted storage bins

Item no.	Dimensions in mm (WxDxH)	Piece
07.89.19	145 x 230 x 125	6
07.89.18	200 x 350 x 145	4



Container carrier 1250 mm

- Mounting between two support columns
- Including open fronted storage bins

Item no.	Dimensions in mm (WxDxH)	Piece
07.89/125.24	145 x 230 x 125	7
07.89/125.23	100 x 170 x 80	11



Container carrier 1500 mm

- Mounting between two support columns
- Including open fronted storage bins

Item no.	Dimensions in mm (WxDxH)	Piece
07.89.24	145 x 230 x 125	9
07.89.23	100 x 170 x 80	13



Open fronted storage bins

- Made of polypropylene (lids on request)

Item no.	Dimensions in mm (WxDxH)
03.900.001	100 x 95 / 65 x 50
03.900.002	100 x 175 / 140 x 75
03.900.003	145 x 235 / 195 x 125
03.900.004	200 x 350 / 300 x 145
03.900.005	200 x 350 / 300 x 200



Wooden shelf

- For mounting between the support columns

Item no.	Dimensions in mm (WxDxH)
07.8907.350	700 x 350 x 19
07.8910.350	1000 x 350 x 19
07.8912.350	1250 x 350 x 19
07.8915.350	1500 x 350 x 19

- Variable for holding all tablet sizes from 7" to 13"
- Symmetrical opening of the stands
- Easy insertion and removal of the tablet
- Rotatable: 360° for portrait and landscape format – with locking points every 90°
- Anti-theft protection, effective protection against the lateral removal of the tablet
- Cable management, opening in the stand serves as a duct for the tablet charging cable



Anti-theft protection

NEW





Tablet table stand

- Aluminium, steel and high-quality plastics
- Elegant and clear lines with a fine matt-finished surface
- Has stepless angle variability from 0° to 88°
- Additional anti-theft protection thanks to cable lock
- Colour: Silver metallic

Item no.	Dimensions in mm (WxDxH)
07.8930	155 x 242 x 183



Tablet table stand with pivot arm

- Optimum viewing distance thanks to individual tablet screen positioning
- Table column height: 295 mm
- Inclination range holder: -6° to +46°; rotatable: 170°
- Arm radius: 365 mm; swivelling: 180°
- Table clamp dimensions: tabletop thicknesses up to 40 mm
- Colour: Silver metallic

Item no.	Dimensions in mm (WxDxH)
07.8931	100 x 440 x 210



Tablet wall mount

- Secure and flat mounting at walls/multi-walls
- Universally and flexibly applicable
- Simple assembly
- Colour: Silver metallic

Item no.	Dimensions in mm (WxDxH)
07.8933	85 x 50 x 180



Tablet wall mount with pivot arm

- Secure and flat mounting at walls/multi-walls
- Universally and flexibly applicable
- Optimum viewing distance thanks to individual tablet screen positioning
- Inclination range holder: -6° to +46°; rotatable: 1
- Colour: Silver metallic

Item no.	Dimensions in mm (WxDxH)
07.8934	95 x 225 x 170

Satellite workplace lamps



LIGHTING
Ideal illumination and improved field of vision guaranteed

Work and sight are inextricably linked in most occupations. Particular attention must therefore be paid to light at the workplace. With its high-quality work lights, Bedrunka+Hirth guarantees ideal illumination, improved visual comfort and the implementation of or compliance with workplace guidelines with regard to lighting assistance in the workplace environment.

80% of all sensory impressions experienced during a working day are perceived by sight. Poor visual conditions can have a negative impact on our entire body. Discomfort, headaches, irritated eyes and other symptoms of illness increase markedly. This is of particular significance at the workplace.

Of crucial importance are the requirements that need to be met directly at the job site. These requirements are so varied that a single appropriate, generally applicable workplace lighting system is not possible. Rather, the individual features of the respective work process provide the parameters for optimal light.

Satellite workplace lamps

- Anodised aluminium housing, natural colour
- Integrated on/off switch and 18i3 device connector plug for connection to mains voltage
- For mounting on a vertical profile
- Colour temperature 5000 K
- Service life: 50,000 hours (L80/B10)

Scope of delivery:
- Mounting bracket for installation on commercially available profile systems
- 1x 4 m connection cable with earthed plug and GST18i3 socket 1x mounting kit, standard

NEW



Satellite workplace lamp | basic-line
- Three-part light control system incl. microprismatic disc
- UGR< 22
- System output 10 W
- Luminous flux approx. 925 lm
- Colour rendering Ra > 80

Item no.	Length in mm
03L43SATML	430 mm | Left version
03L43SATMR	430 mm | Right version



Satellite workplace lamp
- LED optic 60°
- UGR < 17.9
- System output 7.5 W
- Luminous flux approx. 808 lm
- Colour rendering Ra 85

Item no.	Length in mm
03L43SATOL	430 mm | Left version
03L43SATOR	430 mm | Right version



Satellite workplace lamp | eco-line
- Three-part light control system incl. parabolic louvre
- UGR < 19
- System output 10 W
- Luminous flux approx. 837 lm
- Colour rendering Ra > 80

Item no.	Length in mm
03L43SATRL	430 mm | Left version
03L43SATRR	430 mm | Right version

*Measurement conditions: Height: 1000 mm; Measuring surface: 1000 x 555 mm

LED workplace lamp | 24 V

- Anodised aluminium housing, natural colour
- Integrated on/off switch
- DC supply voltage range 21.5 – 26.4 V
- WAGO WINSTA MINI device connector plug, 2-pole, for connection to a DC 24V supply voltage
- Colour rendering Ra > 90

- **Scope of delivery:**
- 1x WAGO WINSTA MINI connection socket, 2-pole
- 1x mounting kit, standard

NEW





LED workplace lamp | basic-line 24 V

- Three-part light control system incl. microprismatic disc
- UGR < 22

LED workplace lamp | eco-line 24 V

- Three-part light control system incl. parabolic louvre
- UGR < 19

LED workplace lamp 600 | basic-line 24 V

- System output approx. 25.3 W
- Luminous flux approx. 2050 lm
- Average illuminance 922 lx*

Item no.	Length in mm	Colour temperature
03L06V24M40	631	4000 K
03L06V24M65	631	6500 K

LED workplace lamp 600 | eco-line 24 V

- System output approx. 25.3 W
- Luminous flux approx. 1855 lm
- Average illuminance 835 lx*

Item no.	Length in mm	Colour temperature
03L06V24R40	631	4000 K
03L06V24R65	631	6500 K

LED workplace lamp 900 | basic-line 24 V

- System output approx. 36.8 W
- Luminous flux approx. 2981 lm
- Average illuminance 1342 lx*

Item no.	Length in mm	Colour temperature
03L09V24M40	899	4000 K
03L09V24M65	899	6500 K

LED workplace lamp 900 | eco-line 24 V

- System output approx. 36.8 W
- Luminous flux approx. 2698 lm
- Average illuminance 1214 lx*

Item no.	Length in mm	Colour temperature
03L09V24R40	899	4000 K
03L09V24R65	899	6500 K

LED workplace lamp 1200 | basic-line 24 V

- System output approx. 50.6 W
- Luminous flux approx. 4099 lm
- Average illuminance 1599 lx*

Item no.	Length in mm	Colour temperature
03L11V24M40	1186	4000 K
03L11V24M65	1186	6500 K

LED workplace lamp 1200 | eco-line 24 V

- System output approx. 50.6 W
- Luminous flux approx. 3710 lm
- Average illuminance 1446 lx*

Item no.	Length in mm	Colour temperature
03L11V24R40	1186	4000 K
03L11V24R65	1186	6500 K

*Measurement conditions: Height: 1000 mm; Measuring surface: 1000 x 555 mm

Workbench accessories

Lighting

Conventional workplace lamp | eco-line

- Powder coating similar to RAL 9006 White aluminium
- Three-part light control system incl. parabolic louvre
- Integrated GST18i3 device connector plug for connection to mains voltage
- Colour rendering Ra > 80
- UGR < 19
- Colour temperature 4000 K

Scope of delivery:
- 1x 4 m connection cable with earthed plug
  1x mounting kit, standard

NEW



System lamp SL 78 eco-line
- System output approx. 69.7 W
- Luminous flux approx. 2418 lm
- Average illuminance 1282 lx*

Item no.	Length in mm
03.960.20-1	899

System lamp SL 108 eco-line
- System output approx. 96.1 W
- Luminous flux approx. 3471 lm
- Average illuminance 1597 lx*

Item no.	Length in mm
03.960.21-1	1199

Workplace system lamp LED





Workplace system lamp LED
- Conical prism screen, neutral white colour temperature, 220 – 240 V, 50/60 Hz
- Protection class IP 20, rocker switch
- Incl. approx. 3 m mains cable and mains plug

Item no.	Dimensions in mm (WxDxH)	Version
03.960.80	656 x 187 x 50	23 W/lateral att.
03.960.81	956 x 187 x 50	33 W
03.960.82	1256 x 187 x 50	43 W

Workplace system lamp LED | dimmable
- Conical prism screen, neutral white colour temperature, 220 – 240 V, 50/60 Hz
- Protection class IP 20, rocker switch
- Incl. approx. 3 m mains cable and mains plug

Item no.	Dimensions in mm (WxDxH)	Version
03.960.83	656 x 187 x 50	23 W/lateral att.
03.960.84	956 x 187 x 50	33 W
03.960.85	1256 x 187 x 50	43 W

*Measurement conditions: Height: 1000 mm; Measuring surface: 1000 x 555 mm

LED workplace lamp basic-line e

- Anodised aluminium housing, natural colour
- Three-part light control system incl. microprismatic disc
- Integrated on/off switch and GST18i3 device connector plug for connection to mains voltage
- Additionally with internal feed-through wiring 3 x 1.5 mm² and an integrated GST18i3 connection socket for connecting a further lamp.
- Colour rendering Ra > 80
- UGR < 22
- Colour temperature 5000 K
- Service life: 50,000 hours (L80/B10)

Scope of delivery:

- 1x 4 m connection cable with earthed plug and GST18i3 socket
  1x mounting kit, standard



LED workplace lamp basic line e

LED workplace lamp | 600

- System output approx. 19 W
- Luminous flux approx. 1850 lm
- Average illuminance 832 lx*

Item no.	Length in mm
03L06M50E	631

LED workplace lamp | 900

- System output approx. 28.5 W
- Luminous flux approx. 2774 lm
- Average illuminance 1248 lx*

Item no.	Length in mm
03L09M50E	899

LED workplace lamp | 1200

- System output approx. 36.5 W
- Luminous flux approx. 3699 lm
- Average illuminance 1443 lx*

Item no.	Length in mm
03L11M50E	1186

LED workplace lamp basic line e | dimmable

LED workplace lamp | 900, dimmable

- System output approx. 32.5 W
- Luminous flux approx. 3148 lm
- Average illuminance 1417 lx*

Item no.	Length in mm
03L09M50D	899

LED workplace lamp | 1200, dimmable

- System output approx. 41.5 W
- Luminous flux approx. 4198 lm
- Average illuminance 1637 lx*

Item no.	Length in mm
03L11M50D	1186

LED workplace lamp basic line p

LED workplace lamp | 600

- System output approx. 27 W
- Luminous flux approx. 2588 lm
- Average illuminance 1165 lx*

Item no.	Length in mm
03L06M50P	631

LED workplace lamp | 1200

- System output approx. 51.5 W
- Luminous flux approx. 5176 lm
- Average illuminance 2019 lx*

Item no.	Length in mm
03L11M50P	1186

LED workplace lamp | 900

- System output approx. 39.5 W
- Luminous flux approx. 3882 lm
- Average illuminance 1747 lx*

Item no.	Length in mm
03L09M50P	899

*Measurement conditions: Height: 1000 mm; Measuring surface: 1000 x 555 mm

Lighting

LED workplace lamp | eco-line and power-line

- Anodised aluminium housing, natural colour
- Integrated GST18i3 device connector plug for connection to mains voltage
- Additionally with internal feed-through wiring 3 x 1.5 mm² and an integrated T18i3 connection socket for connecting a further lamp.
- Three-part light control system incl. parabolic louvre
- Colour rendering Ra > 80
- UGR < 19
- Colour temperature 5000 K
- Service life: 50,000 hours (L80/B10)

Scope of delivery:

- 1x 4 m connection cable with earthed plug and GST18i3 socket
  1x mounting kit, standard



LED workplace lamp | eco-line

LED workplace lamp | 600

- System output approx. 19 W
- Luminous flux approx. 1674 lm
- Average illuminance 753 lx*

Item no.	Length in mm
03L06R50E	631

LED workplace lamp | 900

- System output approx. 28.5 W
- Luminous flux approx. 2511 lm
- Average illuminance 1130 lx*

Item no.	Length in mm
03L09R50E	899

LED workplace lamp | 1200

- System output approx. 36.5 W
- Luminous flux approx. 3348 lm
- Average illuminance 1306 lx*

Item no.	Length in mm
03L11R50E	1186

LED workplace lamp | eco-line, dimmable

LED workplace lamp | 900, dimmable

- System output approx. 32.5 W
- Luminous flux approx. 2850 lm
- Average illuminance 1282 lx*

Item no.	Length in mm
03L09R50D	899

LED workplace lamp | 1200, dimmable

- System output approx. 41.5 W
- Luminous flux approx. 3799 lm
- Average illuminance 1482 lx*

Item no.	Length in mm
03L11R50D	1186

LED workplace lamp | power-line

LED workplace lamp | 600

- System output approx. 27 W
- Luminous flux approx. 2342 lm
- Average illuminance 1054 lx*

Item no.	Length in mm
03L06R50P	631

LED workplace lamp | 1200

- System output approx. 51.5 W
- Luminous flux approx. 4685 lm
- Average illuminance 1827 lx*

Item no.	Length in mm
03L11R50P	1186

LED workplace lamp | 900

- System output approx. 39.5 W
- Luminous flux approx. 3514 lm
- Average illuminance 1581 lx*

Item no.	Length in mm
03L09R50P	899

*Measurement conditions: Height: 1000 mm; Measuring surface: 1000 x 555 mm

LED workplace lamp APL 2

- Anodised aluminium housing, natural colour
- LED optic 60°
- Integrated GST18i3 device connector plug for connection to mains voltage
- Additionally with internal feed-through wiring 3 x 1.5 mm² and an integrated GST18i3 connection socket for connecting a further lamp.
- Colour rendering Ra 85
- UGR < 17.9
- Colour temperature 5000 K
- Service life: 50,000 hours (L80/B10)

Scope of delivery:

- 1x 4 m connection cable with earthed plug and GST18i3 socket
  1x mounting kit, standard



LED workplace lamp

LED workplace lamp | 600

- System output approx. 12 W
- Luminous flux approx. 1617 lm
- Average illuminance 1099 lx*

Item no.	Length in mm
03L06O50AP2	631

LED workplace lamp | 900

- System output approx. 15.5 W
- Luminous flux approx. 2132 lm
- Average illuminance 1320 lx*

Item no.	Length in mm
03L09O50AP2	899

LED workplace lamp | 1200

- System output approx. 23 W
- Luminous flux approx. 3198 lm
- Average illuminance 1855 lx*

Item no.	Length in mm
03L11O50AP2	1186

LED workplace lamp | dimmable

LED workplace lamp | 900, dimmable

- System output approx. 15.5 W
- Luminous flux approx. 2132 lm
- Average illuminance 1320 lx*

Item no.	Length in mm
03L09O50AP2D	899

LED workplace lamp | 1200, dimmable

- System output approx. 23 W
- Luminous flux approx. 3198 lm
- Average illuminance 1855 lx*

Item no.	Length in mm
03L11O50AP2D	1186

*Measurement conditions: Height: 1000 mm; Measuring surface: 1000 x 555 mm

Sensor workplace lamps | dimmable

NEW

LED sensor workplace lamp | dimmable

- Anodised aluminium housing, natural colour
- Integrated GST18i3 device connector plug for connection to mains voltage
- Additionally with internal feed-through wiring 3 x 1.5 mm² and an integrated GST18i3 connection socket for connecting a further lamp.
- Colour temperature 5000 K
- Service life: 50,000 hours (L80/B10)

Scope of delivery:
- IR remote control
- Shutter for limiting motion detection
- 1x 4 m connection cable with earthed plug and GST18i3 socket 1x mounting kit, standard
- Presence detector



IR remote control
- Motion detector (Turn-on and turn-off times programmable)
- Brightness sensor (programmable) with automatic function
- Dimmer via remote control
- Shutter (for limiting motion detection)



LED sensor workplace lamp | eco-line, dimmable

- Three-part light control system incl. parabolic louvre
- Colour rendering Ra > 80
- UGR < 19

LED sensor workplace lamp | 900, dimmable
- System output approx. 32.5 W
- Luminous flux approx. 2850 lm
- Average illuminance 1282 lx*

Item no.	Length in mm
03L09R50SEND	899

LED sensor workplace lamp | 1200, dimmable
- System output approx. 41.5 W
- Luminous flux approx. 3799 lm
- Average illuminance 1482 lx*

Item no.	Length in mm
03L11R50SEND	1186



LED sensor workplace lamp | basic-line, dimmable

- Three-part light control system incl. microprismatic disc
- Colour rendering Ra > 80
- UGR < 22

LED sensor workplace lamp | 900, dimmable
- System output approx. 32.5 W
- Luminous flux approx. 3148 lm
- Average illuminance 1417 lx*

Item no.	Length in mm
03L09M50SEND	899

LED sensor workplace lamp | 1200, dimmable
- System output approx. 41.5 W
- Luminous flux approx. 41998 lm
- Average illuminance 1637 lx*

Item no.	Length in mm
03L11M50SEND	1186



LED sensor workplace lamp | dimmable

- LED optic 60°
- Colour rendering Ra 85
- UGR < 17.9

LED sensor workplace lamp | 900, dimmable
- System output approx. 15.5 W
- Luminous flux approx. 2132 lm
- Average illuminance 1320 lx*

Item no.	Length in mm
03L09O50SEND	899

LED sensor workplace lamp | 1200, dimmable
- System output approx. 23 W
- Luminous flux approx. 3198 lm
- Average illuminance 1855 lx*

Item no.	Length in mm
03L11O50SEND	1186

*Measurement conditions: Height: 1000 mm; Measuring surface: 1000 x 555 mm

LED wireless workplace lamp | dimmable

- Anodised aluminium housing, natural colour
- Integrated GST18i3 device connector plug for connection to mains voltage
- Integrated Bluetooth controller for iOS and Android applications
- Additionally with internal feed-through wiring 3 x 1.5 mm² and an integrated GST18i3 connection socket for connecting a further lamp.

Scope of delivery:

- 1x 4 m connection cable with earthed plug and GST18i3 socket
  1x mounting kit, standard



With Bluetooth controller

- Programmable via mobile device app
- A commercially available smartphone or tablet with corresponding software is required for control. Not included in the scope of delivery.

NEW





LED wireless workplace lamp | basic-line, dimmable

- Three-part light control system incl. microprismatic disc
- Colour rendering Ra 90
- UGR < 22
- Tunable white 2700 – 6500 K
- Service life: 50,000 hours (L80/B10)

LED wireless workplace lamp | eco-line, dimmable

- Three-part light control system incl. parabolic louvre
- Colour rendering Ra 90
- UGR < 19
- Tunable white 2700 – 6500 K
- Service life: 50,000 hours (L80/B10)

LED wireless workplace lamp | 900, dimmable

- System output approx. 46 W
- Luminous flux approx. 3494 lm
- Average illuminance 1572 lx*

Item no.	Length in mm
03L09M27-65D	899

LED wireless workplace lamp | 900, dimmable

- System output approx. 46 W
- Luminous flux approx. 3494 lm
- Average illuminance 1130 lx*

Item no.	Length in mm
03L09R27-65D	899

LED wireless workplace lamp | 1200, dimmable

- System output approx. 61 W
- Luminous flux approx. 4658 lm
- Average illuminance 1817 lx*

Item no.	Length in mm
03L11M27-65D	1186

LED wireless workplace lamp | 1200, dimmable

- System output approx. 61 W
- Luminous flux approx. 4216 lm
- Average illuminance 1644 lx*

Item no.	Length in mm
03L11R27-65D	1186

*Measurement conditions: Height: 1000 mm; Measuring surface: 1000 x 555 mm

Workbench accessories

Lighting



LED articulated arm lamp basic-line

- Anodised aluminium housing, natural colour
- Three-part light control system incl. microprismatic disc
- Integrated on/off switch and GST18i3 device connector plug for connection to mains voltage
- Colour rendering Ra > 80, UGR < 22, colour temperature 5000 K
- Service life: 50,000 hours (L80/B10), system output approx. 19 W
- Luminous flux approx. 1850 lm
- Average illuminance 832 lx*

Item no.	Length in mm
03L63M50GEL	631

NEW



LED magnifier lamp

- Colour temperature 5000K
- Colour rendering Ra > 80
- Protection class IP 20, protection category 2
- Dimmable
- Plastic lens 160 mm
- Incl. plug-in power supply

Item no.	Dimensions in mm (WxDxH)	Version
03.960.28	402 x 421 x 241	12 W



LED magnifier lamp

- Neutral white colour temperature, 48x light emitting diode, 100 – 240 V, 50/60 Hz
- Multifunction push-button, lens dimension Ø 160 mm
- Incl. approx. 3.6 m mains cable and mains plug

Item no.	Dimensions in mm (WxDxH)	Version
03.960.26	Ø 265 x 750 x 45	14 W / 3.5 dpt



LED magnifier lamp

- Neutral white colour temperature, 48x light emitting diode, 100 – 240 V, 50/60 Hz
- Multifunction push-button, lens dimension Ø 160 mm, additional lens 8 dpt
- Incl. approx. 3.6 m mains cable and mains plug

Item no.	Dimensions in mm (WxDxH)	Version
03.960.27	Ø 265 x 750 x 45	14 W / 3.5 + 8 dpt



Universal workplace lamp

- Conical prism screen, colour temperature neutral white, 120 – 240 V, 50/60 Hz
- Protection class IP 20, rocker switch
- Incl. approx. 3.3 m mains cable and mains plug

Item no.	Dimensions in mm (WxDxH)	Version
03.960.86	400 x 650 x 450	47 W / 24 diodes
03.960.87	600 x 650 x 450	47 W / 36 diodes

NEW



Universal workplace lamp

- LED technology
- Colour temperature 5000K
- Colour rendering Ra > 80
- Protection class IP 20, protection category 2
- Dimmable
- Incl. plug-in power supply

Item no.	Dimensions in mm (WxDxH)	Version
03.960.29	402 x 421 x 80	14 W

*Measurement conditions: Height: 1000 mm; Measuring surface: 1000 x 555 mm



LED all-round workplace lamp

- Slim, particularly energy-efficient universal lamp for workplaces with high lighting requirements
- Incl. 14 W or 28 W LED light engine, up to 150 lm/W; dimmable (option), with ball joint
- Colour: Silver
- Available with 4000 K or 5000 K colour temperature
- CRI > 80
- Screw-on flange 60x60 mm

Item no.	Length in mm
03L287144	14 W, 4000 K, nonDIM
03L287145	14 W, 5000 K, nonDIM
03L287146	14 W, 4000 K, DIM
03L287147	14 W, 5000 K, DIM
03L287284	28 W, 4000 K, DIM
03L287285	28 W, 5000 K, DIM



LED-RLL Flex magnifier lamp

- Magnifier lamp incl. screw-on flange

Item no.	
03.960.54	3 dioptre
03.960.55	5 dioptre



Table clamp for screw-on flange 60 mm

- For LED all-round workplace lamp and LED-RLL Flex magnifier lamp
- Colour: Silver

Item no.
03.960.52



COOL FLEX LED

- LED flex arm lamp with 14 W TC 11 W/900 lm
- LED engine integrated in lamp base
- Colour temperature 5000 K, CRI > 80
- Dimmable in the range of 25 – 100 % via rotary knob
- Mounting: Screw-on base 70 x 70 mm (integrated)
- Colour: Silver/Black
- Fully flexible
- Robust metal hose with shrink sleeve coating

Item no.	Length in mm
03L61490	Flex arm 500, lighting unit 295



LED-Flex 3

- 3x high-power LED
- Brilliant white
- High vibration and shock resistance
- Fully flexible
- Robust metal hose 300 mm
- Handle on head
- Colour: Black

Item no.	Length in mm
03.960.46	Flex arm 520, lighting unit Ø 75



Table clamp for screw-on flange 40 mm

- For Cool-Flex LED and LED-Flex 3
- Colour: Black

Item no.
03.960.90

*Measurement conditions: Height: 1000 mm; Measuring surface: 1000 x 555 mm

Workbench accessories



ON THE WORKBENCH



Worktop covers Page 284




Universal "on the workbench" accessories Page 285



NEW

Vices Page 286




New hooks

Perforated wall system and accessories Page 288




Open fronted storage bins, info boards Page 298



Wall-mounted hanging tool cabinets Page 302

UNDER THE WORKBENCH



Universal “under the workbench” accessories Page 303



NEW

Workplace mats, wooden grating Page 304




Flex-box and hanging base cabinets Page 306

IN THE WORKBENCH



Drawer divider material Page 312

Worktop covers



High-strength non-slip mat for use as a worktop cover, transport securing device and floor mat, made from highly tear-proof PES base material with PVC soft foam special coating.
The "Panther" anti-slip mat is produced in accordance with the latest EU regulations "Restriction of Hazardous Substances" and is free of azo dyes, formaldehyde, silicon and poisonous heavy metals such as lead and cadmium.

Processing: The non-slip mat can be cut with the cutter, perforated with a punch, nailed, riveted and screwed.

Safety non-slip mats as workbench coverings

Item no.	Dimensions in mm (WxDxH)
0310754ANT	1000 x 750 x 4
0312754ANT	1250 x 750 x 4
0315754ANT	1500 x 750 x 4
0320754ANT	2000 x 750 x 4
0325754ANT	2500 x 750 x 4
Cpl. roll	
0340604ANT	600 x 4000 x 4
0340804ANT	800 x 4000 x 4
0340104ANT	1000 x 4000 x 4
Adhesive	
0340604SANT	600 x 4000 x 4
0340804SANT	800 x 4000 x 4

Advantages:
- Temperature resistance approx. -40 °C to +120 °C
- Closed surface – no absorption of liquids
- Excellent resistance to acids, lyes, oil, petrol and diesel
- Melting temperature approx. 250 °C, auto-ignition temperature approx. 350 °C
- Cleaning: wipe with a damp cloth and a solvent-free cleaning agent. Rinse thoroughly with water and allow to dry.



Processing: soft PVC material can be cut with the cutter, perforated with a punch, nailed, riveted and glued with special adhesive.
Properties: Soft PVC PTK 35 transparent colourless (bluish), glossy, rounded edges, flexible
Approx. 75° Shore A, highly wear-resistant, temperature-resistant
From -20 °C (normal quality) to +60 °C, UV-stabilised (not permanently UV-resistant)

With coarse meshed, highly tear-proof, reinforced glass fibre fabrics for tough daily applications. High wear resistance, resistant to ageing and UV-stabilised.

Soft PVC workbench coverings
- Transparent
- Bluish

Item no.	Dimensions in mm (WxDxH)
0310754TRA	1000 x 750 x 4
0312754TRA	1250 x 750 x 4
0315754TRA	1500 x 750 x 4
0320754TRA	2000 x 750 x 4
0325754TRA	2500 x 750 x 4

Advantages:
- Particularly long life
- High wear resistance
- Easy to clean
- Recyclable
- VOC values according to European standard



Rotary plate

- Without locking mechanism
- With ribbed rubber mat

Item no.	Dimensions in mm
07.60.33	Ø 380
07.60.34	Ø 500



Rotary plate with locking mechanism

- With locking mechanism every 45°
- With ribbed rubber mat

Item no.	Dimensions in mm
07.60.31	Ø 380
07.60.32	Ø 500



Armrest

- For attachment to the workbench top
- Synthetic leather covering

Item no.	Dimensions in mm (WxDxH)
07.89.12	700 x 160 x 30
07.89.11	1200 x 160 x 30



Shelf, 3rd level

- Beech multiplex 25 mm

Item no.	Dimensions in mm (WxDxH)
07.25.33	1000 x 260 x 300
07.25.35	1500 x 260 x 300



Frame attachment

- For screwing onto the workbench top

Item no.	For table width	Dimensions in mm (DxH)
03.12.98	1200 mm	300 x 360
03.15.98	1500 mm	300 x 360
03.20.98	2000 mm	300 x 360
03.25.98	2500 mm	300 x 360



Roller shutter attachment cabinet for mounting on the workbench

- Incl. 2x perforated wall

Item no.	Dimensions in mm (WxDxH)
03.990.01.14	910 x 220 x 820

Scope of delivery without decoration

Workbench accessories, lightweight version

NEW



Panther vice
- Made from forged steel

Item no.	Jaw width in mm
03.88.100	100
03.88.120	120
03.88.140	140
03.88.160	160



Panther rotary plate
- Swivels 360°, with 2x locking lever

Item no.	Jaw width in mm
03.88.101	100
03.88.102	120
03.88.103	140
03.88.104	160



Panther Lift
- Height adjustment range 215 mm, swivels 360°

Item no.	Jaw width in mm
03.88.111	100
03.88.122	120
03.88.144	140
03.88.166	160



Collapsible lift for Panther vice
- Height adjustment range 215 mm thanks to gas pressure spring
- Swivels 360°
- Using the lift, the vice can be lowered below the workbench

Item no.	Jaw width in mm
03.88.170	120



Parallel vice MAK
- Made from forged steel
- Solid pipe clamping jaws
- Induction-hardened, knurled jaws
- Ground surfaces, anvil sliding parts, opens to the front

Item no.	Jaw width in mm
03.MA88.100	100
03.MA88.125	125
03.MA88.150	150



Rotary plate MAK
- Swivels 360°, with 2x locking lever

Item no.	Jaw width in mm
03.MA88.101	100
03.MA88.121	125
03.MA88.151	150





Housing for collapsible vice lift
- Lockable housing
- Lock can be mounted on left or right
- Front plastic roller shutter
- Usable dimension 260 x 475 x 680 mm

Item no.	Dimensions in mm (WxDxH)
03.84.04	300 x 500 x 819

100 mm base for vice housing

Item no.	Dimensions in mm (WxDxH)
03.84.07	300 x 500 x 100



Vice
- Made of forged steel, opens to the front

Item no.	Jaw width in mm
03.M88.100	100
03.M88.125	125
03.M88.150	150
03.M88.175	175



Rotary plate
- Swivels 360°

Item no.	Jaw width in mm
03.M88.101	100
03.M88.121	125
03.M88.151	150
03.M88.171	175



Lift
- Height adjustment range 215 mm, swivels 360°

Item no.	Jaw width in mm
03.M88.102	100
03.M88.122	125
03.M88.152	150
03.M88.172	175



Vice
- Made of special cast iron, opens to the rear

Item no.	Jaw width in mm
03.M89.080	80
03.M89.100	100
03.M89.120	120
03.M89.150	150



Rotary plate
- Swivels 360°

Item no.	Jaw width in mm
03.M89.081	80
03.M89.101	100
03.M89.121	120
03.M89.151	150



Lift
- Height adjustment range 215 mm, swivels 360°

Item no.	Jaw width in mm
03.M89.082	80
03.M89.102	100
03.M89.122	120
03.M89.152	150

Workbench accessories, heavy version



LEINEN Junior vice
- Made from forged steel

Item no.	Jaw width in mm
03.89.100	100
03.89.125	125
03.89.150	150



Rotary plate
- Swivels 360°

Item no.	Jaw width in mm
03.89.101	100
03.89.102	125
03.89.105	150



LEINEN Lift
- Height adjustment range 215 mm
- Swivels 360°

Item no.	Jaw width in mm
03.89.111	100
03.89.122	125
03.89.155	150

Perforated wall system

Perforated wall system: The right hook for every tool. The hooks can be easily hung and clicked into the required perforation. Nothing wobbles and the hooks remain in place.
Please also specify the desired colour.
Delivered in our standard colours without extra charge.
If no colour is specified, we will supply RAL 7035 light grey. Standard colours see page 37

- Clear tool storage
- Quick access
- Orderliness based on a system and colours
- Impact and scratch resistant plastic coating
- Specially shaped beams
- 1.25 mm thick sheet steel
- Concealed screw holes 14
- Available in 4 different dimensions



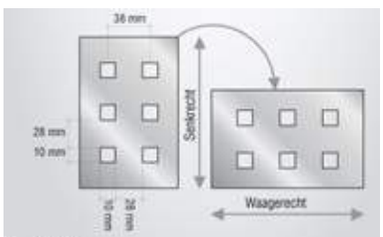



Quickly connects the hooks to the perforated wall without the use of tools.



Perforated wall

- Steel plate, square perforation, 10 x 10 mm
- Bevelled all-round
- Stiffened with strong beams for maximum loads
- Easy wall mounting

Item no.	Dimensions in mm
03.87.101	500 x 450
03.87.102	1000 x 450
03.87.103	1500 x 450
03.87.104	2000 x 450

Workbench bracket

- Steel plate, square perforation, 10 x 10 mm
- Bevelled all-round
- Stiffened with strong beams for maximum loads
- Easy wall mounting
- Workbench brackets required in pairs

Item no.	Version
03.87.043	For one worktop
03.87.044	For 2 worktops one above the other



Tool holder with slanted hook ends

- Ø 6 mm

Item no.	Dimension in mm (W)
03.87.301	50
03.87.302	100
03.87.303	150
03.87.304	200



Inclined hook For sockets and socket keys

- Ø 6 mm

Item no.	Dimension in mm (W)
03.87.404	14/40



Pliers holder

Item no.	Dimensions in mm (WxD)
03.87.409	20 x 35
03.87.410	50 x 40
03.87.411	75 x 50
03.87.412	20 x 55
03.87.413	20 x 75



Base plate for individual solutions

Item no.	Version
03.87.391	Small
03.87.392	Large



Tool holder with vertical hook end

- Ø 6 mm

Item no.	Dimension in mm (W)
03.87.311	35
03.87.312	75
03.87.313	125



Double tool holder with slanted hook ends

- Ø 6 mm

Item no.	Dimension in mm (W)
03.87.322	50
03.87.323	75
03.87.324	150



Round holder

Item no.	Dimensions in mm (WxD)
03.87.355	65 x 25



Magnetic holder

Item no.	Dimensions in mm (Ø)
03.87.318	40



Tool holder with straight mandrel

- Ø 6 mm

Item no.	Dimension in mm (W)
03.87.401	50
03.87.402	100
03.87.403	150



Double tool holder with vertical hook end

- Ø 6 mm

Item no.	Dimension in mm (W)
03.87.405	35
03.87.406	50
03.87.407	75
03.87.408	150



Machine holder

Item no.	Dimensions in mm (Ø)
03.87.357	40
03.87.358	60
03.87.359	80



Magnets

Item no.	Dimensions in mm
03.900.07	Ø 25

Perforated wall system



Screwdriver holder
- 200/390 x 30 x 40, dimensions in mm (W x D x H)

Item no.	Version
03.87.374	for 6 pieces
03.87.375	for 12 pieces



Drill/hex key holder (various dia.)
- 200/390 x 30 x 35, dimensions in mm (W x D x H)

Item no.	Version
03.87.378	for 14 pieces
03.87.379	for 28 pieces



Bit holder
- for 7 bits

Item no.	Dimensions in mm (WxDxH)
03.87.414	150 x 35 x 10



Hex key holder, Ø 2 – 11 mm
- For 9 hex keys

Item no.	Dimensions in mm (WxDxH)
03.87.377	200 x 25 x 50/70



Tool holder for MT-2 and MT-3
- 395 x 60 x 85, dimensions in mm (W x D x H)

Item no.	Version
03.87.415	MT-2 (15 x Ø 17 mm)
03.87.416	MT-3 (12 x Ø 23 mm)



Socket holder
- For 12 sockets | 9 x Ø 25 mm, 1 x Ø 27 mm, 1 x Ø 32 mm, 1 x Ø 35 mm

Item no.	Dimensions in mm (WxDxH)
03.87.380	390 x 45 x 30



Vertical spanner holder
- For 10 spanners

Item no.	Dimensions in mm (WxDxH)
03.87.372	145/75 x 50 x 220



Vertical ring spanner holder
- For 10 spanners

Item no.	Dimensions in mm (WxDxH)
03.87.417	225/25 x 50 x 255



Horizontal spanner holder
- For 8 spanners

Item no.	Dimensions in mm (WxDxH)
03.87.371	130/60 x 150 x 50



Tube holder, 3 tubes

Item no.	Dimensions in mm (WxDxH)
03.87.418	150 x 85 x 400



Combination holder, 2 parts

Item no.	Dimensions in mm (WxD)
03.87.368	55 x 150



Spool holder up to axial dimension 17 mm
- Maximum width 78 mm

Item no.	Dimensions in mm (Ø)
03.87.419	170



Tool clamp, single, small base plate

Item no.	Dimensions in mm (Ø)
03.87.331	6
03.87.332	10
03.87.333	13
03.87.334	16
03.87.335	19



Double tool clamp

Item no.	Dimensions in mm (Ø)
03.87.341	6
03.87.342	10
03.87.343	13
03.87.344	16
03.87.345	19



Tool clamp, single, large base plate

Item no.	Dimensions in mm (Ø)
03.87.305	25
03.87.306	28
03.87.307	32



Tube holder also for hoses, cables, etc.

- Depth 70 mm

Item no.	Dimensions in mm (Ø)
03.87.383	62
03.87.384	100



Tool holder for self-service packs

Item no.	Dimensions in mm (WxD)
03.87.420	30 x 125



Cable holder

- Hook ends 50 mm high

Item no.	Dimensions in mm (WxD)
03.87.421	37 x 100
03.87.325	37 x 150
03.87.326	37 x 200



Tool holder, 3 tools

Item no.	Dimensions in mm (WxD)
03.87.363	45 x 150



Tool holder, 6 tools

Item no.	Dimensions in mm (WxD)
03.87.19	240 x 140



Saw holder

- Please order in pairs

Item no.	Version
03.87.381	For 4 saws



Tool holder box with wooden panel

- For self-drilling

Item no.	Dimensions in mm (WxDxH)
03.87.422	340 x 135 x 55



Tool holder for self-drilling

- Holder: 390 x 58, dimensions in mm (W x D)

Item no.	Version
03.87.423	390 mm



Tool holder for self-drilling

- Holder: 110 x 58, dimensions in mm (W x D)

Item no.	Version
03.87.424	110 mm

Hook assortment sets



Range of hooks, 10 parts
- 7x tool holder with inclined end
- 2x double tool holder
- 1x tool clamp

Item no.
03.87.395-10



Range of hooks, 18 parts
- 5x tool holder with inclined end
- 2x tool holder with vertical end
- 3x double tool holder
- 3x tool clamp
- 2x pliers holder
- 1x drill holder
- 1x spanner holder
- 1x screwdriver holder

Item no.
03.87.395-18



Range of hooks, 28 parts
- 6x tool holder with inclined end
- 8x tool holder with vertical end
- 6x double tool holder
- 2x pliers holder
- 1x machine holder
- 1x spanner holder
- 1x screwdriver holder
- 1x drill holder
- 2x saw holder

Item no.
03.87.395-28



Range of hooks, 40 parts
- 9x tool holder with inclined end
- 12x tool holder with vertical end
- 9x double tool holder
- 3x pliers holder
- 2x machine holder
- 1x spanner holder
- 1x screwdriver holder
- 1x drill holder
- 2x saw holder

Item no.
03.87.395-40





Hose holder

- Width 300 mm

Item no.	Dimensions in mm (WxD)
03.87.425	230 x 125



Waste bag holder, 2-part

- top 305 x 130 x 350, dimensions in mm (W x D x H)
- bottom 300 x 120 x 305, dimensions in mm (W x D x H)

Item no.	Dimensions in mm (Ø)
03.87.426	250



Roll holder

Item no.	Dimensions in mm
03.900.42	200 x 95 x 71



Roll-off holder

- Min. core dia. 22 mm
- Max. roll width 295 mm

Item no.	Dimensions in mm (WxDxH)
03.87.350	355 x 100 x 120

Range of hooks for perforated wall systems



Storage shelf

Item no.	Dimensions in mm (WxD)
03.87.427	350 x 125
03.87.428	445 x 150



Depositing box, large

Item no.	Dimensions in mm (WxDxH)
03.87.429	340 x 135 x 55



Depositing box, small

Item no.	Dimensions in mm (WxDxH)
03.87.430	250 x 80 x 35



Steel shelf/tray

Item no.	Dimensions in mm (WxD)
03.87.327	435 x 250



Steel shelf with roll-off edge

Item no.	Dimensions in mm (WxD)
03.87.431	490 x 243



Bottle holder for mounting on the perforated wall

Item no.	Dimensions in mm
03.900.43	Ø 90



Spray bottle holder, single

- Width 76 mm

Item no.	Dimensions in mm (Ø)
03.87.432	52



Can holder, single

- Width 100 mm

Item no.	Dimensions in mm (Ø)
03.87.369	70



Can holder, triple

- Width 300 mm

Item no.	Dimensions in mm (Ø)
03.87.370	70



DIN A5 brochure holder

Item no.	Dimensions in mm (W x H)
03.87.433	150 x 230



DIN A4 brochure holder

Item no.	Dimensions in mm (W x H)
03.87.398	220 x 330



DIN A3 brochure holder

Item no.	Dimensions in mm (W x H)
03.87.434	440 x 330



Folder holder

Item no.	Dimensions in mm (WxDxH)
03.87.435	85 x 220 x 310



Document tray

Item no.	Dimensions in mm (WxDxH)
03.87.436	225 x 310 x 85



Folder holder, for hanging on the perforated wall

Item no.	Dimensions in mm
03.900.025	464 x 300 x 356



Pen holder, 4 pens

- Width 112 mm

Item no.	Dimensions in mm (Ø)
03.87.437	17



Pencil cup

- Perforation compatible with tool holder

Item no.	Dimensions in mm (WxDxH)
03.87.438	63 x 70 x 110



Bag holder

Item no.	Dimensions in mm
03.900.41	40 x 30 x 70

Range of hooks for perforated wall systems

NEW

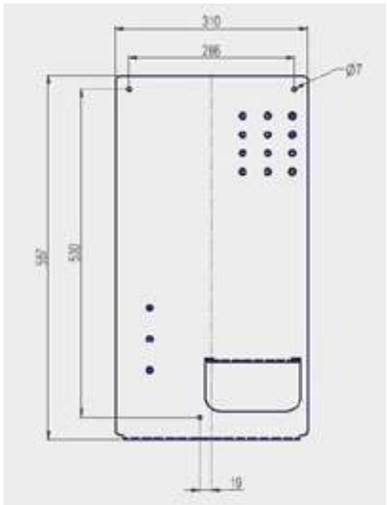



Grease gun holder

- Attachment by wall screw fastening, sheet metal wall screw fastening, e.g. on the perforated wall
- The grease gun is hung in the clip
- Tube end is placed above the nipple of the collecting container to collect dripping grease directly
- The position of the collecting container (250ml) can be individually adapted to the length of the tube of the grease gun
- Under the grease gun there is a collection tray, which is removable and thus simplifies cleaning
- Supplied without multi-purpose grease

Item no.	Dimensions in mm (WxDxH)	Version
03.87.500	310 x 86 x 587	For grease guns with a cartridge Ø 46 – 56 mm
03.87.501		For grease guns with a cartridge Ø 56 – 63 mm



Flat screen holder for perforated wall

Item no.	Dimensions in mm (WxDxH)
07.45.21	160 x 30 x 210



Swivelling monitor bracket, for attachment to the flat screen holder

Item no.	Dimensions in mm (WxDxH)
07.45.22	125 x 75 x 125



Container strip

- With tipping drawers
- Can be screwed onto wall and perforated wall

Item no.	Dimensions in mm (WxDxH)
07.89.33	601 x 198 x 238
07.89.34	601 x 172 x 206
07.89.35	601 x 136 x 163
07.89.36	601 x 94 x 113



Rail for open fronted storage bins

- For hanging on the perforated wall

Item no.	Dimensions in mm
03.900.06	300
03.900.05	400



Open fronted storage bins

- Made of polypropylene (lids on request)

Item no.	Dimensions in mm (WxDxH)
03.900.001	100 x 95 / 65 x 50
03.900.002	100 x 175 / 140 x 75
03.900.003	145 x 235 / 195 x 125
03.900.004	200 x 350 / 300 x 145
03.900.005	200 x 350 / 300 x 200





Compressed air control valve 1/4”

Item no.
03.74.01



Filter regulation distributor 1/4”

Item no.
03.74.02



Coupling socket 1/4”

Item no.
03.74.03



Coupling 1/4”

Item no.
03.74.04



Spiral hose 2.5 m, Ø 0.8 mm

Item no.
03.74.05



Compressed air hose Ø 10 mm

Item no.
03.74.06



Coupling socket 1/4”, Ø 8 mm

Item no.
03.74.07



Coupling socket 1/4”, Ø 8 mm

Item no.
03.74.09



Push-in T-connector 1/4”, Ø 10 mm

Item no.
03.74.11



Push-in Y-connector 1/4”, Ø 10 mm

Item no.
03.74.12

Transport and stacking containers

- Stackable, made of high-quality polypropylene, comply with the provisions of the German Food Law
- Suitable for small roller conveyors
- Container size coordinated to pallet dimensions 1200 x 800 mm
- Material: polypropylene

Euro storage bins
- Polypropylene
- Colour: blue



Item no.	Dimensions in mm (WxDxH)
03.55498	300 x 400 x 120
03.55501	300 x 400 x 170
03.55504	300 x 400 x 220



300 x 200 x 75



300 x 200 x 145



400 x 300 x 75



400 x 300 x 120

Closed walls and bottom, made of polypropylene
Transport and stacking containers made of polypropylene, comply with the provisions of the German Food Law

	Dimensions in mm (WxDxH)				
	Exterior	200 x 300 x 75	200 x 300 x 145	400 x 300 x 75	400 x 300 x 120
	Interior	157 x 255 x 65	152 x 252 x 133	356 x 255 x 65	356 x 255 x 110
Red	Item no.	078000201	077000201	075750201	075120201
Blue	Item no.	078000202	077000202	075750202	075120202
Green	Item no.	078000203	077000203	075750203	075120203
Yellow	Item no.	078000204	077000204	075750204	075120204
Grey	Item no.	078000205	077000205	075750205	075120205



400 x 300 x 145



400 x 300 x 175



400 x 300 x 210



400 x 300 x 270

Closed walls and bottom, made of polypropylene
Transport and stacking containers made of polypropylene, comply with the provisions of the German Food Law

	Dimensions in mm (WxDxH)				
	Exterior	400 x 300 x 145	400 x 300 x 175	400 x 300 x 210	400 x 300 x 270
	Interior	356 x 255 x 135	356 x 255 x 165	356 x 255 x 200	356 x 255 x 255
Red	Item no.	075000201	075170201	074210201	074000201
Blue	Item no.	075000202	075170202	074210202	074000202
Green	Item no.	075000203	075170203	074210203	074000203
Yellow	Item no.	075000204	075170204	074210204	074000204
Grey	Item no.	075000205	075170205	074210205	074000205



600 x 400 x 75 | 600 x 400 x 120 | 600 x 400 x 145 | 600 x 400 x 175 | 600 x 400 x 270

Closed walls and bottom, made of polypropylene

Transport and stacking containers made of polypropylene, comply with the provisions of the German Food Law

		Dimensions in mm (WxDxH)					
	Exterior	400 x 600 x 75	400 x 600 x 120	400 x 600 x 145	400 x 600 x 175	400 x 600 x 210	400 x 600 x 270
	Interior	352 x 551 x 65	352 x 551 x 110	352 x 551 x 133	352 x 551 x 165	352 x 551 x 200	352 x 551 x 255
Red	Item no.	072750201	072120201	072000201	072170201	071210201	071000201
Blue	Item no.	072750202	072120202	072000202	072170202	071210202	071000202
Green	Item no.	072750203	072120203	072000203	072170203	071210203	071000203
Yellow	Item no.	072750204	072120204	072000204	072170204	071210204	071000204
Grey	Item no.	072750205	072120205	072000205	072170205	071210205	071000205



89/76 x 102 x 50 | 164/150 x 105 x 75 | 290/265 x 150 x 125 | 500/465 x 315 x 150

Plastic open fronted storage bins

Stackable, made of high-quality polypropylene, comply with the provisions of the German Food Law.
All containers can be fitted with slide-in labels.

		Dimensions in mm (WxDxH)					
	Exterior	89/76 x 102 x 50	164/150 x 105 x 75	230/205 x 150 x 125	290/265 x 150 x 125	330/301 x 213 x 150	330/297 x 213 x 200
	Interior	70 x 87 x 43	135 x 85 x 62	194 x 122 x 113	254 x 122 x 113	280 x 179 x 137	280 x 179 x 185
Red	Item no.	019500221	018500221	017500221	016500221	015500221	014500221
Blue	Item no.	019500222	018500222	017500222	016500222	015500222	014500222
Green	Item no.	019500223	018500223	017500223	016500223	015500223	014500223
Yellow	Item no.	019500224	018500224	017500224	016500224	015500224	014500224
Grey	Item no.	019500225	018500225	017500225	016500225	015500225	014500225
Packing unit		50	25	25	25	10	10

Info boards



- Complete set made of powder-coated sheet steel, for wall mounting
- Metal wall bracket with 10 display panels
- A5 format (10 pieces in black)
- Tab with blank insert labels

Item no.	Version
5507	Black



- Complete set made of powder-coated sheet steel, for wall mounting
- Metal wall bracket with 20 display panels
- A4 format (5 pieces in each colour: red, yellow, green and dark blue)
- Tab with blank insert labels

Item no.	Version
5512	Assorted colours



- Complete set made of powder-coated sheet steel, for wall mounting
- Metal wall bracket with 5 display panels
- A4 format
- Tab with blank insert labels

Item no.	Version
5551R	Red
5551B	Blue
5551O	Orange



- Complete set made of powder-coated sheet steel, for wall mounting
- Metal wall bracket with 10 display panels
- A4 format (2 pieces in each colour: black, red, yellow, green and dark blue)
- Tab with blank insert labels

Item no.	Version
5567	Assorted colours



- Polypropylene display panels with all-round, coloured profile frame with 50 display panels
- DIN A4 format (5 pieces in each colour: black, red, yellow, green, dark blue, orange, grey, graphite, blue, violet

Item no.	Version
5606	Assorted colours



- Metal wall bracket with magnetic back with 5 display panels
- A4 format
- Can be quickly and easily attached to metallic substrates such as racks or machines

Item no.	Version
5914	Black

Metal sorting racks for the clear sorting of documents. Available in multiple colour and sizes. Ideal for wall mounting, includes fastening material, also suitable for desktop use
Label window on the side



- Sorting rack with 5 compartments
- For A4/folio format
- Powder-coated steel
- (WxDxH): 360 x 250 x 330 mm

Item no.	Version
3360-01	Black
3360-10	Grey



- Sorting rack with 8 compartments
- For A4/folio format
  Powder-coated steel
- (WxDxH): 360 x 250 x 540 mm

Item no.	Version
3361-01	Black
3361-10	Grey

Magnetic frame
For the clear presentation of information
- Material: anti-reflective rigid film, thickness 240 my
- Can be used in profile and landscape format
- Frames adhere to all ferrous surfaces
- Scratch-proof frame print
- Back completely sealed with magnets
- Paper can be changed extremely quickly (lift one corner - change paper - let go of corner - done)
- Example applications: Notices on whiteboards, signs on control cabinets and in lockers





Magnetic label bag
- Bag of 50 pieces
- Made of durable PP with two magnet strips for attachment to metallic surfaces such as storage racks
- Scanner-friendly and waterproof
- Blue

Item no.	Internal dimensions (HxW) in mm	External dimensions
1741-07	38 x 100	50 x 110
1742-07	67 x 150	80 x 160



- Magnetic frame A3
- Bag of 5 pieces

Item no.	Version
4868-01	Black
4868-03	Red
4868-07	Dark blue
4868-23	Silver/grey



- Security magnetic frame A4
- Bag of 5 pieces

Item no.	Version
4945-130	Yellow/black
4945-131	Green/white
4945-132	Red/white



- Magnetic frame A4
- Bag of 5 pieces

Item no.	Version
4869-01	Black
4869-03	Red
4869-07	Dark blue
4869-23	Silver/grey

Wall-mounted hanging tool cabinets

- Stable sheet steel construction
- Rear wall with square perforation
- Square perforation 10x10 mm
- Spacing from hole middle to hole middle 38 mm
- Doors can hinged on the right or left
- Cylinder lock with two keys
- Mounting on the wall with dowels and screws



Single shelf for wall-mounted hanging tool cabinet, width 500 mm

- Not compatible with wall-mounted hanging tool cabinet 03.87.W1000S

Item no.	Dimensions in mm (WxDxH)
03.87WFB	490 x 180 x 20





- 1x hinged door, 700 mm

Item no.	Dimensions in mm (WxDxH)
03.87W500	500 x 200 x 750





- 2x hinged door, 700 mm
- 1x drawer FH 75 mm, full pull-out 100%, load capacity 15 kg
- 1x shelf, 990 mm

Item no.	Dimensions in mm (WxDxH)
03.87.W1000S	1000 x 310 x 750





- 2x hinged door, 700 mm
- 1x partition wall
- 3x shelf

Item no.	Dimensions in mm (WxDxH)
03.87W1000	1000 x 200 x 750





- 3x hinged door, 700 mm
- 2x partition wall
- 4x shelf

Item no.	Dimensions in mm (WxDxH)
0387W1500	1500 x 200 x 750





Keyboard tray

- Support surface: 500 x 300 mm (WxD)
- Chipboard coated on both sides, 16 mm with edging

Item no.	Dimensions in mm (WxDxH)
07.2036	600 x 300 x 70



Perforated side wall for box workbench frame

- For one side

Item no.	Dimensions in mm (W x H)
03.83.736	731 x 720



Footrest

- Freestanding, inclined

Item no.	Dimensions in mm (WxDxH)
07.89.09	600 x 300



Footrest

- Individually adjustable height and incline

Item no.	Dimensions in mm (WxDxH)
07.00.30	470 x 410 x 430



PC support H

- For attachment under the worktop
- Width adjustable

Item no.	Dimensions in mm (WxDxH)
07.89.06	250 x 550 x 500

Workplace mats



Preventive health protection by ensuring that workers stand in a safe and healthy way

- High wear resistance
- Good low-temperature behaviour
- Exceptional ageing resistance
- Durability
- Excellent dimensional stability
- Wear resistance
- Environmental compatibility (free of silicon, CFCs, HCFCs, PVC, propellants and solvents)
- Special dimensions possible

- Standard PU colour: anthracite grey.
  Additional charge for coloured mats (opal green + ultramarine blue)
- Weight: 3 kg
- 600 x 900 mm
- Temperature resistance: -40°C to +80°C
- Electrical resistance: 106 Ω (ESD)

1 STANDARD	2 DREHFIT	3 DUOFIT	4 HYDROFIT
Front view			
			
Rear view			
			

Pos.	Item no.	Dimensions in mm (WxD)	Version
1	05.BM.101	600 x 900 mm with 2 cm leading edge* on each side. Total size: 640 x 940 mm	**Standard** classic version, surface with round nubs, smooth underneath. Standard PU version for dry areas
1	05.BM.101-2		**Standard** comfort version, polyether-based or anti-static (for additional charge)
2	05.BM.102		**DREHFIT** classic version, flattened nubs on the top, smooth underneath. Standard PU version for dry areas
2	05.BM.102-2		**DREHFIT** comfort version, polyether-based or anti-static (for additional charge)
3	05.BM.103		**DUOFIT** comfort version with nubs on the top and bottom for softer standing, polyether-based or anti-static (for additional charge)
4	05.BM.104		**HYDROFIT** black nitrile mat for wet and/or oily areas - semi-circular nubs on the top Honeycomb structure underneath - therefore only standard dimensions** are possible

Classic version: PUR integral foam mixture, mainly for dry working areas
Comfort version: Polyether-based polyurethane, water-resistant and fire retardant according to DIN 4102, part 14, B1 – for dry and damp working areas

Gluing individual mats

*The leading edges can be clipped and individual mats can be bonded/glued together.
E.g. dimensions 640 mm x 1840 mm or 640 x 2740 mm or
upright glued 940 x 1840 mm or 940 x 2440 mm additional charge for gluing



** Standard dimensions are all sizes based on a multiple of 600 or 900 mm (see right)

Wooden grating

NEW



- Chamber dried beech wood, mounted on elastic rubber feet
- Connection: Stainless steel cable V2A, 3 mm thick
- Available in various lengths, in multiple parts if necessary
- Special shapes on request
- With ramp on the broadsides or bevel on the long sides. Optional yellow safety marking

- The grooved wooden strips prevent slippage during inspections
- Protect high-quality industrial floors
- Oil, petrol and acid-resistant rubber feet take the strain off the worker's legs, spine and entire musculature
- Thermal and static insulation
- Rollable, treadable, anti-slip, ergonomic and free from contortion
- Resistant to most oils and chemicals
- Temperature-resistant from -30°C to 90°C
- Tested for slippage (R11) and displacement space (V10) by the German Institute for Occupational Safety
- The wooden grating can be quickly and easily swept



Wooden safety grating



Rolls up for easy cleaning of the work-place

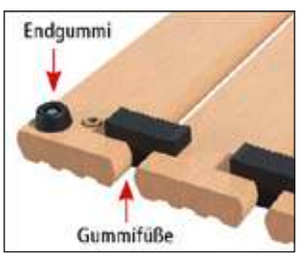

Bottom. Spacing of rubber feet approx. 13 mm

Item no.	Dimensions in mm (slat length x thickness)
03.HLR080.35	800 x 35
03.HLR100.35	1000 x 35
03.HLR120.35	1200 x 35
03.HLR150.35	1500 x 35
03.HLR080.45	800 x 45
03.HLR100.45	1000 x 45
03.HLR120.45	1200 x 45
03.HLR150.45	1500 x 45

Accessories



Bevel and ramp

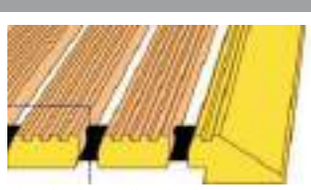

Signal colour yellow for bevel and ramp

Bevel and ramp

Item no.	Dimensions in mm (H)	Version
03.HLRAS35	35	Bevel
03.HLRAP35	35	Ramp
03.HLRAS45	45	Bevel
03.HLRAP45	45	Ramp
03.HLRGELB	Signal colour yellow for bevel and ramp	



Connector

- Fastening: threaded bolts with brass hexagon screws

Item no.
03.HLRVERB

Flex-boxes

Flex-box insert boxes

Individual subdivision for the plastic flex box and metal flex box. The insert boxes can also be used for individual arrangement in drawers, racks and cabinets.



Insert boxes

Insert box	External dimensions in mm (WxDxH)	Usable dimensions in mm (WxDxH)
Size 1	54 x 54 x 45/63	48 x 48 x 42/60
Size 2	54 x 108 x 45/63	48 x 101 x 42/60
Size 3	108 x 108 x 45/63	101 x 101 x 42/60
Size 4	108 x 162 x 45/63	101 x 155 x 42/60
Size 5	108 x 216 x 45/63	101 x 209 x 42/60

Individual insert boxes on request

Plastic flex-box

The polycarbonate hinged lid on a sturdy double-walled base enables the secure storage of small parts.
These can be stored in insert boxes. The ergonomic spring steel handle and the innovative locking technology make the flex-box an ideal storage space. It is available in two heights and in different fittings. The plastic cases are all equipped with small, transparent compartments, which provide additional space for small parts.



10 – 14 compartments

- 3x size 3
- 3x size 4
- 1x 283 x 60 x 42; 4 separators

Item no.	External dimensions in mm (WxDxH)	Usable dimensions in mm (WxDxH)
04.KK457500	435 x 345 x 59	400 x 290 x 45



21 – 25 compartments

- 10x size 1
- 5x size 2
- 1x size 3
- 1x size 4
- 1x 283 x 60 x 42; 4 separators

Item no.	External dimensions in mm (WxDxH)	Usable dimensions in mm (WxDxH)
04.KK457510	435 x 345 x 59	400 x 290 x 45



13 – 20 compartments

- 3x size 2
- 6x size 3
- 1x 283 x 60 x 42; 4 separators

Item no.	External dimensions in mm (WxDxH)	Usable dimensions in mm (WxDxH)
04.KK457520	435 x 345 x 78	400 x 290 x 63



34 – 41 compartments

- 1x 283 x 60 x 42; 4 separators
- 30x size 1

Item no.	External dimensions in mm (WxDxH)	Usable dimensions in mm (WxDxH)
04.KK457550	435 x 345 x 78	400 x 290 x 63



The flex-box cabinet can be used for both heights of the metal and plastic flex-box. Flex-box cabinet see page 308

Foam in lid

Additional lid lock

Metal flex-box
Sturdy, dark blue flex-box made of powder-coated sheet steel with ergonomic plastic handle for the safe and protected transportation of small parts and accessories. Foam in lid closes tightly with the inserts.



23 inserts
- 12x size 1
- 6x size 2
- 3x size 3
- 2x size 4

Item no.	External dimensions in mm (WxDxH)	Usable dimensions in mm (WxDxH)
04.KK454120	440 x 370 x 70	430 x 325 x 63



12 inserts
- 12x size 3

Item no.	External dimensions in mm (WxDxH)	Usable dimensions in mm (WxDxH)
04.KK454121	440 x 370 x 70	430 x 325 x 63



24 inserts
- 24x size 2

Item no.	External dimensions in mm (WxDxH)	Usable dimensions in mm (WxDxH)
04.KK454122	440 x 370 x 70	430 x 325 x 63



48 inserts
- 48x size 1

Item no.	External dimensions in mm (WxDxH)	Usable dimensions in mm (WxDxH)
04.KK454123	440 x 370 x 70	430 x 325 x 63

Flex-box

1 **Mounting on the wall**
Simple mounting on the wall with dowels and screws

2 **Mounting under a workbench**
Easy attachment underneath the worktop with screws

3 **Freestanding**
Each case cabinet stands safely on a worktop or cabinet



Rear of flex-box cabinet
Dimensions in mm

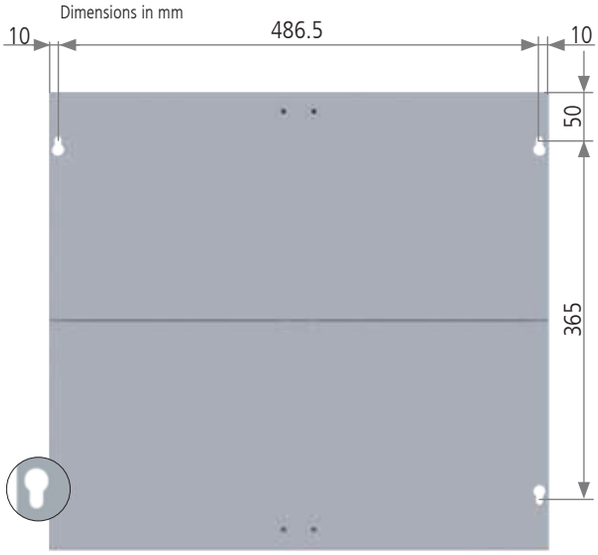

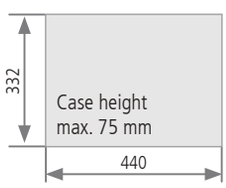

Usable dimension of pull-outs in mm



Individual drawer interlocking
prevents unwanted opening



Flex-box cabinet
- With four pull-outs
- Empty
- Can be used for both heights of the metal and plastic flex-box

kg 50

Item no.	External dimensions in mm (WxDxH)
07.5037	507 x 378 x 446



Worktable with flex-box cabinet
- Beech multiplex worktop 40 mm
- Table frame 40 x 40 x 2 mm, bolted
- 1x rear wall, 1x half shelf
- 1x case cabinet with 4 compartments
- Without small parts case

kg 200

Item no.	External dimensions in mm (WxDxH)
03.14.30KS	1500 x 750 x 859

- Drawers with full pull-out (FP) 100%
- Load capacity 35 kg



- 1x drawer, 100 mm
- Usable dimension 300 x 350 x 80 mm

Item no.	Dimensions in mm (WxDxH)
07.18.01	380 x 400 x 140



- 2x drawer, 100 mm
- 1x drawer, 200 mm

Item no.	Dimensions in mm (WxDxH)
07.18.03	380 x 400 x 500



- 4x drawer, 100 mm

Item no.	Dimensions in mm (WxDxH)
07.18.04	380 x 400 x 500



- 1x hinged door

Item no.	Dimensions in mm (WxDxH)
07.2021	300 x 600 x 600 left
07.2022	300 x 600 x 600 right



- 1x drawer, 120 mm
- 1x hinged door left or right

Item no.	Dimensions in mm (WxDxH)
07.2016	300 x 600 x 600 left
07.2017	300 x 600 x 600 right



- 4x drawer, 3x 120 mm, 1x 180 mm

Item no.	Dimensions in mm (WxDxH)
07.2018	300 x 600 x 600



- 1x hinged door
- 1x 4x socket bar
- 1x cable outlet box

Item no.	Dimensions in mm (WxDxH)
07.2019	300 x 600 x 600 left
07.2020	300 x 600 x 600 right



Hanging drawer

- Load capacity 60 kg
- Lockable
- Mounting on the worktop

Item no.	Dimensions in mm (WxDxH)	FH
07.2031	476 x 600 x 130	120
07.2032	476 x 600 x 170	180



Keyboard tray

- Support surface: 500 x 300 mm (WxD)
- Chipboard coated on both sides, 16 mm with edging

Item no.	Dimensions in mm (WxDxH)
07.2036	600 x 300 x 70

Workbench accessories UNDER THE WORKBENCH

Hanging base cabinets depth 500 for screw mounting directly under tabletop

- Drawers with full pull-out (FP) 100%
- Load capacity 50 kg
- Ball bearing guides

Suitable divider material can be found on page 73



Hanging base cabinet R 12-16/R 18-16

- Empty housing

Item no.	Dimensions in mm (WxDxH)	Usable height in mm
01.033	381 x 500 x 365	300
01.034	381 x 500 x 465	400
01.053	531 x 500 x 365	300
01.054	531 x 500 x 465	400



Drawer R 12-16/R18-16

- All specifications are usable dimensions

Item no.	Dimensions in mm (WxDxH)
60.038.100VA	300 x 400 x 100
60.038.150VA	300 x 400 x 150
60.046.100VA	450 x 400 x 100
60.046.150VA	450 x 400 x 150



- 1x hinged door, 350 mm

Item no.	Dimensions in mm (WxDxH)
44.001	531 x 500 x 465



- 1x drawer, 150 mm

Item no.	Dimensions in mm (WxDxH)
38.150	381 x 500 x 215
53.150	531 x 500 x 215



- 2x drawer, 200 mm

Item no.	Dimensions in mm (WxDxH)
38.011	381 x 500 x 465
44.011	531 x 500 x 465



- 3x drawer, 100 mm

Item no.	Dimensions in mm (WxDxH)
38.300	381 x 500 x 365
53.300	531 x 500 x 365



- 4x drawer, 100 mm

Item no.	Dimensions in mm (WxDxH)
38.020	381 x 500 x 465
53.020	531 x 500 x 465



- Drawers with full pull-out (FP) 100%
- Drawers with 50 mm front height, load capacity 70 kg
- Drawers from 75 mm front height, load capacity 100 kg
- Ball bearing guides

Suitable divider material can be found on page 97





Hanging base cabinet R 18-24

- Empty housing

Item no.	Dimensions in mm (WxDxH)	Usable height in mm
01.0520	555 x 736 x 215	150
01.0530	555 x 736 x 365	300
01.0540	555 x 736 x 465	400

Drawer R 18-24

- All specifications are usable dimensions

Item no.	Dimensions in mm (WxDxH)
60.50.050V07	450 x 600 x 30
60.50.100V10	450 x 600 x 83
60.50.150V10	450 x 600 x 133
60.50.200V10	450 x 600 x 183



- 1x drawer, 150 mm

Item no.	Dimensions in mm (WxDxH)
520/1VA-1	555 x 736 x 215



- 3x drawer, 1x 50 mm, 1x 100 mm, 1x 150 mm

Item no.	Dimensions in mm (WxDxH)
530.111V	555 x 736 x 365



- 3x drawer, 100 mm

Item no.	Dimensions in mm (WxDxH)
535/300V	555 x 736 x 365





- 4x drawer, 100 mm

Item no.	Dimensions in mm (WxDxH)
535/020V	555 x 736 x 465

RAL standard colours, see page 37

Aqurado drawer divider

Create order according to the 5S method and organise your workplace more effectively. Well-structured workplace organisation improves work efficiency, reduces search times and thus increases productivity.

Concept:
- Selecting
- Sorting
- Cleaning
- Standardise
- Self-discipline



Textured mat

Item no.	Dimensions in mm (WxD)
03.AQ.555	450 x 600 mm
03.AQ.705	600 x 600 mm
03.AQ.3907	1584 x 624 mm

Score and break to fit textured mat to size.



Item no.	03.AQ-0100	03.AQ-0101	03.AQ-0112	03.AQ-0122	03.AQ-0104	03.AQ-0110
Dimensions in mm (WxDxH)	48 x 96 x 24	96 x 96 x 24	96 x 144 x 24	72 x 192 x 24	96 x 192 x 24	96 x 288 x 24
Internal dimensions in mm (WxDxH)	37 x 85 x 18	85 x 85 x 18	85 x 133 x 18	62 x 181 x 18	85 x 151 x 18	85 x 277 x 18



Item no.	03.AQ-0105	03.AQ-0111	03.AQ-0121	03.AQ-0106	03.AQ-0107	03.AQ-0108
Dimensions in mm (WxDxH)	96 x 96 x 48	96 x 144 x 48	72 x 192 x 48	96 x 192 x 48	96 x 240 x 48	96 x 288 x 48
Internal dimensions in mm (WxDxH)	85 x 85 x 42	85 x 133 x 42	62 x 182 x 42	85 x 181 x 42	85 x 229 x 42	85 x 277 x 42



Item no.	03.AQ-0109	03.AQ-0116	03.AQ-0117	03.AQ-0114	03.AQ-0115
Dimensions in mm (WxDxH)	96 x 336 x 48	144 x 144 x 48	144 x 192 x 48	144 x 384 x 48	240 x 336 x 48
Internal dimensions in mm (WxDxH)	85 x 325 x 42	133 x 133 x 42	133 x 181 x 42	133 x 373 x 42	229 x 325 x 42

You can find further divider material on/from page 134



	3 troughs	2 troughs	8 troughs	End piece, 1 trough for length adaptation	End piece, 1 trough for length adaptation	End piece, 1 trough for length adaptation
Item no.	03.AQ-0102	03.AQ-0103	03.AQ-0113	03.AQ-1118	03.AQ-1122	03.AQ-1119
Dimensions in mm (WxDxH)	96 x 192 x 24	96 x 288 x 24	144 x 192 x 24	73 x 48 x 24	72 x 96 x 24	96 x 96 x 24
Internal dimensions/trough	24 x 181 x 18	40 x 277 x 18	132 x 22 x 18	Trough 37	Trough 62	Trough 85



	Hex key box 1.5 / 2 / 2.5 / 3 / 4 / 5 / 6 / 8 / 10	Calliper gauge box, up to measuring range 150	Twist drill box, 1.0 - 6.0 0.1 increasing	Twist drill box, 6.1 - 10 0.1 increasing	Open-ended/ring spanners 12 spanners AF 4 – 24	Double-ended ring spanners 8 spanners AF 6 – 24
Item no.	03.AQ-2112	03.AQ-2113	03.AQ-2115	03.AQ-2116	03.AQ-2110	03.AQ-2111
Dimensions in mm (WxDxH)	96 x 288 x 24	96 x 288 x 24	144 x 144 x 48	144 x 192 x 48	240 x 336 x 48	240 x 336 x 48



	Screwdriver box, for 6 screwdrivers	Socket key box ½, for 22 pieces AF 10 – 32	Multimedia box for 11 CDs	Adhesive pads PU 34 pieces not shown	Label plate, vertical	Label plate, horizontal
Item no.	03.AQ-2114	03.AQ-2123	03.AQ-2117	03.AQ-4103	03.AQ-4104	03.AQ-4105
Dimensions in mm (WxDxH)	144 x 384 x 48	144 x 384 x 48	144 x 192 x 48		45 x 13	45 x 13

workraster - the structured one





workraster and linkage Page 316



workraster Combinations from practice Page 322



workraster Basic modules and worktops Page 324



workraster Accessories Page 326


WR
E
Erg
ESD


Single-sided overhead frame
Perforated wall
Open fronted storage bins
Worktop
Support foot



workraster - the structured one

The **workraster** is the "entry-level model" among our ergonomic workplace systems. Thanks to a structured grid arrangement of 38 mm, the work bench can be individually set to your required height and is therefore suitable for both sitting and standing activities. In particular due to the linkage with roller and small roller conveyors, this system is ideal for a smooth production flow. Thanks to its remarkable flexibility in terms of form, additional modules can be added to the basic work benches at any time. Double-sided workstations are also no problem. With a load capacity of 300 kg with an even load, it is ideal for the assembly of small to medium-sized parts.

Please note that workraster tables are delivered unassembled. Easy self-assembly!

Our features at a glance	
Basic module models	Single or double for double-sided workplace design
Modular system	Basic modules are connected to each other by means of cross-members - no need for add-on modules
Retrofittable	Extension of existing workstations, inline and corner combinations possible
Energy	Direct supply of lighting, energy, compressed air
Frame widths	1000, 1500 mm
Frame depths	500, 800, 960, 1460 mm
Frame heights	1348, 2070 mm
Work height without worktop	715 – 1057 mm with reinforcement rod | Recommended: 829 mm
Height adjustment	Height grid arrangement of 38 mm
Frame design	L-foot
Load capacity	300 kg with even load

FRAME DESIGN:

WR E
Single-sided





WR D
Double-sided



HEIGHT ADJUSTMENT:

kg 300



Grid adjustment

Linking workstations and assembly lines

The linkage concept optimises productivity thanks to the arrangement of workstations according to the work sequence **Production - Assembly - Inspection - Packaging**. Intermediate transport is avoided, distances are reduced and the working cycle is increased.

The workraster system is among the most efficient systems on the market. Due to the use of standard modules, workstations are interlinked, thus optimising the production flow.
All modules are height-adjustable!

Transport path

The workpiece carriers are transported on the roller conveyors. The path is created by a string of modules.

Linking workstations

The assembly line starts with a basic table with a roller or small roller conveyor. The consecutive conveyors are supplemented by add-on tables or interim connections (labelled as ZM). A basic table with a roller ball or small roller conveyor follows each roller ball/intersecting bridge.

Linking

The workstations are connected using connection, linear or corner modules. Module lengths: 1000 and 1500 mm.

Workstations

The workstations are generally basic tables. With workline, they can either feature a roller ball board (for directly passing on the workpiece) or a worktop. With workraster, the worktop is combined with the conveyor.

Change of direction

The direction of the workpiece carriers is changed by means of roller ball tables or intersecting bridges.

ZM = intermediate size; these worktops are necessary for linkages

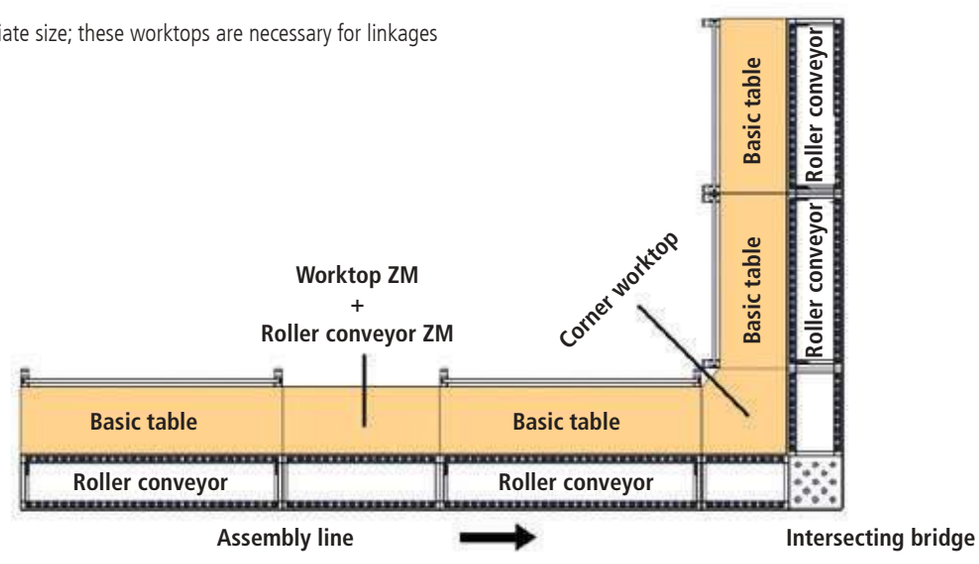

Cross combination





Cross combination

The basic modules are arranged according to the intended application. The various components can be individually combined, linked and arranged in a simple modular system. Working height and handling areas are adapted on site.

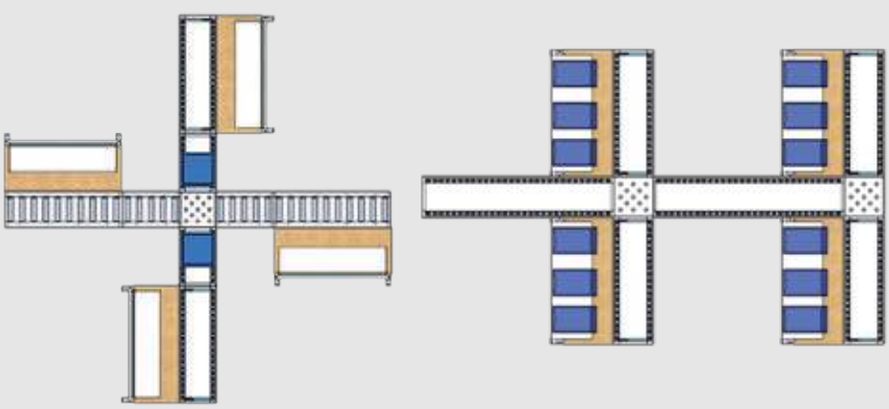

Assembly line



Perforated walls
For storing tools or attachment with magnets. Compatible with multi-wall superstructure frames.

Workpiece carrier
Workpiece carrier for transporting components on the roller and small roller conveyors.

Stop on right or left
The workpiece is held securely at the assembly point and transported on by manually releasing the stops.

Arrangement variant Double
basic module





Junction plates
The overhead frames S / D and wooden shelves are individually attached to the support column with gusset plates according to the worker's height.

Corner combination



Shelves, adjustable incline
The shelves have a raised edge and are simply suspended in the perforated holes in the support columns. Their height and incline can be adjusted. Incline: 0°, 10°, 20°.



Hanging drawer
Lockable drawer with front height of 100 mm. It is secured under the worktop.

Module arrangement





PC support A
Is screwed onto the support column of the workraster basic module from the inside or outside. Special bracket on the base frame for stabilisation.

Combinations from practice

- Figure: RAL 5013 Cobalt blue/RAL 7035 Light grey
- Height grid arrangement of 38 mm, individually height-adjustable, therefore ideal for standing and sitting activities
- Modular system: Diverse combination options, including for retrofitting
- The load capacity of the individual basic modules is up to 300 kg with an even load
- Load capacity of the drawer 35 kg
- Direct supply of lighting; electricity and compressed air supplied via energy ducts
- Beech multiplex worktop, 1500 x 750 x 25 mm

WR EK kg 300



workraster with multi-board setup

- 1x overhead frame
- 1x equipment rail
- 1x lighting, 2 x 36 W

Item no.	Dimensions in mm (WxDxH)
07.899.00	1500 x 800 x 2070



workraster with multi-board setup

- 1x energy bar with 4x earthed sockets
- 2x perforated wall
- 1x shelf, 320 mm
- 1x overhead frame
- 1x equipment rail
- 1x lighting, 2 x 36 W

Item no.	Dimensions in mm (WxDxH)
07.899.01	1500 x 800 x 2070



workraster with multi-board setup

- 3x perforated wall
- 1x energy bar with 4x earthed sockets and 2x compressed air 1/4"
- 1x overhead frame
- 1x equipment rail
- 1x lighting, 2 x 36 W
- 1x drawer, 100 mm

Item no.	Dimensions in mm (WxDxH)
07.899.04	1500 x 800 x 2070



workraster with multi-board setup

- 2x perforated wall
- 1x shelf, 320 mm
- 1x energy bar with 2x 4x earthed sockets and 1x compressed air 1/4"
- 1x overhead frame
- 1x equipment rail
- 1x lighting, 2 x 36 W
- 1x drawer, 100 mm

Item no.	Dimensions in mm (WxDxH)
07.899.05	1500 x 800 x 2070

Supplied without boxes, hooks and tools

WR EK

kg 300



workraster with multi-board setup

- 2x shelf, 220 mm
- 2x shelf, 320 mm
- 1x overhead frame
- 1x equipment rail
- 1x lighting, 2 x 36 W
- 1x drawer, 100 mm

Item no.	Dimensions in mm (WxDxH)
07.899.02	1500 x 800 x 2070



workraster with multi-board setup

- 2x perforated wall
- 2x shelf, 320 mm
- 1x overhead frame
- 1x equipment rail
- 1x lighting, 2 x 36 W

Item no.	Dimensions in mm (WxDxH)
07.899.06	1500 x 800 x 2070



workraster with multi-board setup

- 1x magnetic wall
- 2x shelf, 220 mm
- 1x energy bar with 2x earthed sockets and 2x compressed air 1/4“
- 1x overhead frame
- 1x equipment rail
- 1x lighting, 2 x 36 W
- 1x drawer, 100 mm

Item no.	Dimensions in mm (WxDxH)
07.899.03	1500 x 800 x 2070



workraster with multi-board setup

- 3x shelf, 220, 320 and 420 mm
- 1x energy bar with 2x earthed sockets and 1x compressed air 1/4“
- 1x overhead frame
- 1x equipment rail
- 1x lighting, 2 x 36 W
- 1x drawer, 100 mm

Item no.	Dimensions in mm (WxDxH)
07.899.07	1500 x 800 x 2070

Supplied without boxes, hooks and tools

Basic modules for individual arrangement



kg 300

WR E

Single-sided basic module

- 2x base frame each
- Support columns
- Cross-members, junction plates, supports and worktop carriers
- For worktops with 750 mm depth

Item no.	Dimensions in mm (WxDxH)
07.8410.811	1000 x 800 x 1348
07.8410.821	1000 x 800 x 2070
07.8415.811	1500 x 800 x 1348
07.8415.821	1500 x 800 x 2070



kg 300

WR EK

Single-sided basic module, short

- 2x base frame each
- Support columns
- Cross-members, junction plates, supports and worktop carriers
- For worktops with 600 mm depth

Item no.	Dimensions in mm (WxDxH)
07.8410.511	1000 x 550 x 1348
07.8410.521	1000 x 550 x 2070
07.8415.511	1500 x 550 x 1348
07.8415.521	1500 x 550 x 2070



kg 300

WR D

Double-sided basic module

- 2x base frame each
- Support columns
- Cross-members
- Junction plates, supports and worktop carriers
- For worktops with 750 mm depth

Item no.	Dimensions in mm (WxDxH)
07.8410.112	1000 x 1460 x 1348
07.8410.122	1000 x 1460 x 2070
07.8415.112	1500 x 1460 x 1348
07.8415.122	1500 x 1460 x 2070



kg 300

WR DK

Double-sided basic module, short

- 2x base frame each
- Support columns
- Cross-members
- Junction plates, supports and worktop carriers
- For worktops with 600 mm depth

Item no.	Dimensions in mm (WxDxH)
07.8410.912	1000 x 960 x 1348
07.8410.922	1000 x 960 x 2070
07.8415.912	1500 x 960 x 1348
07.8415.922	1500 x 960 x 2070

25 mm worktops

- Worktops with worktop frame for attachment to the basic module, incl. worktop frame

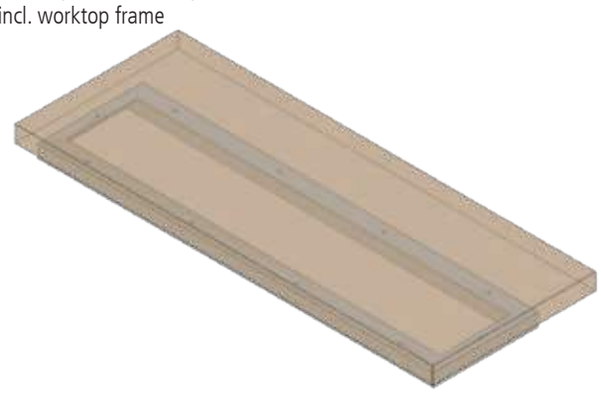

40 mm worktops

- Worktops with worktop bracket for attachment to the basic module, incl. worktop bracket

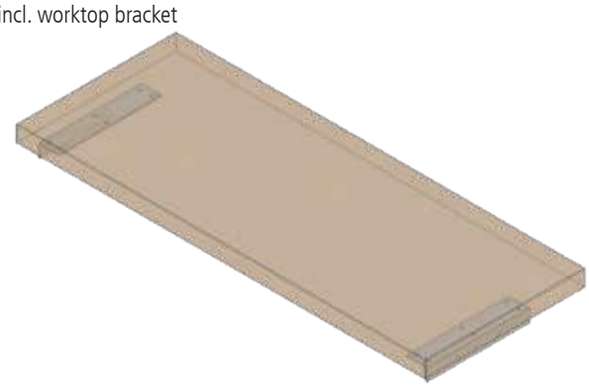



Beech multiplex

- Waterproof
- Dampened according to DIN 68705

Panel thickness	25 mm	40 mm
Dimensions in mm (WxD)	Item no.	Item no.
1500 x 600	07.8115.62	07.8115.64
1400 x 600 **ZM***	07.8114.62	07.8114.64
1000 x 600	07.8110.62	07.8110.64
900 x 600 **ZM***	07.8109.62	07.8109.64
1500 x 750	07.8115.72	07.8115.74
1400 x 750 **ZM***	07.8114.72	07.8114.74
1000 x 750	07.8110.72	07.8110.74
900 x 750 **ZM***	07.8109.72	07.8109.74



Chipboard panel directly coated with melamine resin

- 4-sided, ABS edging
- Chipboard carrier panel with laminate coating
- Abrasion-resistant and easy to care for surface

Panel thickness	28 mm	40 mm
Dimensions in mm (WxD)	Item no.	Item no.
1500 x 600	07.8115.62M	07.8115.64M
1400 x 600 **ZM***	07.8114.62M	07.8114.64M
1000 x 600	07.8110.62M	07.8110.64M
900 x 600 **ZM***	07.8109.62M	07.8109.64M
1500 x 750	07.8115.72M	07.8115.74M
1400 x 750 **ZM***	07.8114.72M	07.8114.74M
1000 x 750	07.8110.72M	07.8110.74M
900 x 750 **ZM***	07.8109.72M	07.8109.74M



MDF worktop with 0.7 mm HPL coat

- With 0.7 mm HPL coat
- Highly abrasion-resistant
- 4-sided, ABS edging

Panel thickness	30 mm	40 mm
Dimensions in mm (WxD)	Item no.	Item no.
1500 x 600	07.8115.62H	07.8115.64H
1400 x 600 **ZM***	07.8114.62H	07.8114.64H
1000 x 600	07.8110.62H	07.8110.64H
900 x 600 **ZM***	07.8109.62H	07.8109.64H
1500 x 750	07.8115.72H	07.8115.74H
1400 x 750 **ZM***	07.8114.72H	07.8114.74H
1000 x 750	07.8110.72H	07.8110.74H
900 x 750 **ZM***	07.8109.72H	07.8109.74H

Other versions on request



ESD conductive workbench top

- Suitable for all electrostatically sensitive areas
- Surface RAL 7035

Panel thickness	30 mm	40 mm
Dimensions in mm (WxD)	Item no.	Item no.
1500 x 600	07.8115.62E	07.8115.64E
1400 x 600 **ZM***	07.8114.62E	07.8114.64E
1000 x 600	07.8110.62E	07.8110.64E
900 x 600 **ZM***	07.8109.62E	07.8109.64E
1500 x 750	07.8115.72E	07.8115.74E
1400 x 750 **ZM***	07.8114.72E	07.8114.74E
1000 x 750	07.8110.72E	07.8110.74E
900 x 750 **ZM***	07.8109.72E	07.8109.74E

***ZM** = intermediate size. These worktops are necessary for linkages. e.g. 2x basic table and 1x ZM, 3x basic table and 2x ZM

You can find further accessories on/from page 282





Intersecting bridge
- Includes 4 end stops

Item no.	Length in mm
07.8830.300	300 x 300
07.8840.400	400 x 400
07.8830.400	300 x 400



Support foot
- Height-adjustable

Item no.	Dimensions in mm (WxDxH)
07.89.42	550 x 1348



Corner panel support
- Height-adjustable

Item no.	Dimensions in mm (WxDxH)
07.89.10	150 x 150 x 655 – 1150



Workpiece carrier for transporting components on the roller and small roller conveyors

Item no.	Dimensions in mm (WxDxH)	For roller/small roller conveyor width in mm
07.89.40	294 x 294 x 25	300
07.89.41	394 x 394 x 25	400
07.89.43	294 x 294 x 40	300



Cross-member for linking basic modules

Item no.	Length in mm
07.89.17	1000
07.89.16	1500



PC support A

- For side attachment
- Adjustable width
- 250 x 550 x 500 mm

Item no.	Design
07.89.07	Right
07.89.08	Left



Hanging drawer block

- Front height 100 mm
- Drawers with full pull-out (FP) 100%
- Load capacity 35 kg

Item no.	Dimensions in mm (WxDxH)
07.18.01	380 x 400 x 140



Stop on right or left

- Supplied in pairs

Item no.	Dimensions in mm (WxDxH)
07.81.02	182 x 8 x 30



End stop

Item no.	Length in mm
07.8904.300	300
07.8904.400	400



- Overhead frame with bolted reinforcement cross-members

	Item no.	Design	Dimensions in mm (WxD)
1.	07.8910.1	Overhead frame	1000 x 750
1.	07.8915.1	Overhead frame	1500 x 750
2.	03.910.03	Equipment rail	1000



- Double-sided overhead frame with bolted reinforcement cross-members

	Item no.	Design	Dimensions in mm (WxDxH)
1.	07.8910.2	Overhead frame	1000 x 750
1.	07.8915.2	Overhead frame	1500 x 750
2.	03.915.03	Equipment rail	1500

WORKTOP
DEPTH 390 MM



ROLLER CONVEYO
DEPTH 300 / 400 MM







Beech multiplex

- Waterproof
- Dampened according to DIN 68705

Panel thickness	25 mm	40 mm
Dimensions in mm (WxD)	Item no.	Item no.
1500 x 390	07.8115.32	07.8115.34
1400 x 390 **ZM***	07.8114.32	07.8114.34
1000 x 390	07.8110.32	07.8110.34
900 x 390 **ZM***	07.8109.32	07.8109.34



Chipboard panel directly coated with melamine resin

- 4-sided, ABS edging
- Chipboard carrier panel with laminate coating
- Abrasion-resistant and easy to care for surface

Panel thickness	28 mm	40 mm
Dimensions in mm (WxD)	Item no.	Item no.
1500 x 390	07.8115.32M	07.8115.34M
1400 x 390 **ZM***	07.8114.32M	07.8114.34M
1000 x 390	07.8110.32M	07.8110.34M
900 x 390 **ZM***	07.8109.32M	07.8109.34M



MDF worktop with 0.7 mm HPL coat

- Highly abrasion-resistant
- 4-sided, ABS edging

Panel thickness	30 mm	40 mm
Dimensions in mm (WxD)	Item no.	Item no.
1500 x 390	07.8115.32H	07.8115.34H
1400 x 390 **ZM***	07.8114.32H	07.8114.34H
1000 x 390	07.8110.32H	07.8110.34H
900 x 390 **ZM***	07.8109.32H	07.8109.34H



ESD conductive workbench top

- Suitable for all electrostatically sensitive areas
- Surface RAL 7035

Panel thickness	30 mm	40 mm
Dimensions in mm (WxD)	Item no.	Item no.
1500 x 390	07.8115.32E	07.8115.34E
1400 x 390 **ZM***	07.8114.32E	07.8114.34E
1000 x 390	07.8110.32E	07.8110.34E
900 x 390 **ZM***	07.8109.32E	07.8109.34E



Roller conveyor

Depth	300 mm	400 mm
Length in mm	Item no.	Item no.
1500	07.8715.300	07.8715.400
1400 **ZM***	07.8714.300	07.8714.400
1000	07.8710.300	07.8710.400
900 **ZM***	07.8790.300	07.8790.400
500	07.8750.300	07.8750.400



Small roller conveyor

Depth	300 mm	400 mm
Length in mm	Item no.	Item no.
1500	07.8615.300	07.8615.400
1400 **ZM***	07.8614.300	07.8614.400
1000	07.8610.300	07.8610.400
900 **ZM***	07.8690.300	07.8690.400
500	07.8650.300	07.8650.400

***ZM** = intermediate size. These worktops are necessary for linkages.
e.g. 2x basic table and 1x ZM, 3x basic table and 2x ZM

Corner worktops

1 | Corner panels

Corner worktops with worktop bracket for table-to-table connection



2 | Corner panels

Corner worktops with worktop bracket for table-to-table connection

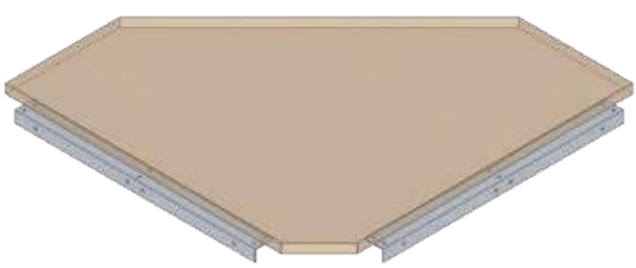



1





Beech multiplex
- Waterproof
- Dampened according to DIN 68705

Item no.	Dimensions in mm (WxDxH)
07.8130.40	494 x 494 x 40
07.8140.40	394 x 394 x 40
07.8130.25	494 x 494 x 25
07.8140.25	394 x 394 x 25

2



Item no.	Dimensions in mm (WxDxH)
07.8175.40	854 x 854 x 40
07.8175.25	854 x 854 x 25



Chipboard panel directly coated with melamine resin
- 4-sided, ABS edging
- Chipboard carrier panel with laminate coating
- Abrasion-resistant and easy to care for surface

Item no.	Dimensions in mm (WxDxH)
07.8130.40M	494 x 494 x 40
07.8140.40M	394 x 394 x 40
07.8130.25M	494 x 494 x 25
07.8140.25M	394 x 394 x 25

Item no.	Dimensions in mm (WxDxH)
07.8175.40M	854 x 854 x 40
07.8175.25M	854 x 854 x 25



MDF worktop with 0.7 mm HPL coat
- Highly abrasion-resistant
- 4-sided, ABS edging

Item no.	Dimensions in mm (WxDxH)
07.8130.40H	494 x 494 x 40
07.8140.40H	394 x 394 x 40
07.8130.25H	494 x 494 x 25
07.8140.25H	394 x 394 x 25

Item no.	Dimensions in mm (WxDxH)
07.8175.40H	854 x 854 x 40
07.8175.25H	854 x 854 x 25



ESD conductive workbench top
- Suitable for all electrostatically sensitive areas
- Surface RAL 7035

Item no.	Dimensions in mm (WxDxH)
07.8130.40E	494 x 494 x 40
07.8140.40E	394 x 394 x 40
07.8130.25E	494 x 494 x 25
07.8140.25E	394 x 394 x 25

Item no.	Dimensions in mm (WxDxH)
07.8175.40E	854 x 854 x 40
07.8175.25E	854 x 854 x 25

workergo - the versatile one





workergo C-foot linkages Page 334



workergo C-foot basic and add-on frames Page 338



workergo 4-foot linkages Page 342



workergo 4-foot basic and add-on frames Page 346



Multi-board setup Page 350



workergo base cabinets Page 354



workergo corner panels Page 356

C-foot tables





workergo - the versatile one

The **workergo** is the most versatile workplace systems.
Six different frame widths, two different frame depths and four different types of height adjustment make the workergo C-foot a versatile worktable.

- Standard colours: RAL 7035 Light grey/RAL 5012 Light blue
- Base frame made of 45 x 45 mm steel tube
- Cross-members made of 40 x 40 mm aluminium sections

Please note that workergo tables are delivered unassembled. Easy self-assembly!

Our features at a glance	
Modular system	Freely selectable combinations from frame to worktop
Retrofittable	Multi-board setup and optional accessories
Energy	Direct supply of lighting, energy, compressed air
Frame widths	1000, 1250, 1500 and 2000 mm (750 and 1750 mm on request)
Frame depths	600, 750 mm
Travel speed	6.25 mm/s
Work height without worktop	670 – 1015 mm | Vertical travel: 345 mm
Height adjustment	Four different types: Clamp fixing, crank adjustment, electric height adjustment with 1 motor, electric height adjustment with 2 motors
Frame design	C-foot
Load capacity	180-300 kg with uniform load depending on height adjustment

FRAME DESIGN:

WE C

C-foot





Basic table



Add-on table

HEIGHT ADJUSTMENT:

WE C1 kg 200



Clamp fixing

WE C2 kg 200



Crank adjustment

WE C3 kg 180



Electric height adjustment, 1 motor

WE C4 kg 300



Electric height adjustment, 2 motors

C-foot linkage variants

Linkage with two basic tables with multi-board setup and corner panel



Linkage variants



Linkage with two basic tables and two multi-board setups.

Multi-board setup not possible on add-on tables



Individual cover panel labelling on request

C-foot basic frame



Erg

WE C

Cover panels are included as standard with C-foot

- For lateral mounting between the table legs

CLAMP FIXING - STANDARD

WE C1

kg 200



- Table widths 750 and 1750 mm on request

Item no.	Dimensions in mm (W x D x H)
C100KL60G	1000 x 600 x 670 – 1015
C125KL60G	1250 x 600 x 670 – 1015
C150KL60G	1500 x 600 x 670 – 1015
C200KL60G	2000 x 600 x 670 – 1015
C100KL75G	1000 x 750 x 670 – 1015
C125KL75G	1250 x 750 x 670 – 1015
C150KL75G	1500 x 750 x 670 – 1015
C200KL75G	2000 x 750 x 670 – 1015

CRANK ADJUSTMENT

WE C2

kg 200



- Table widths 750 and 1750 mm on request

Item no.	Dimensions in mm (W x D x H)
C100KU60G	1000 x 600 x 670 – 1015
C125KU60G	1250 x 600 x 670 – 1015
C150KU60G	1500 x 600 x 670 – 1015
C200KU60G	2000 x 600 x 670 – 1015
C100KU75G	1000 x 750 x 670 – 1015
C125KU75G	1250 x 750 x 670 – 1015
C150KU75G	1500 x 750 x 670 – 1015
C200KU75G	2000 x 750 x 670 – 1015



Beech multiplex worktop
- Glue laminated, oiled
- Waterproof
- Dampened according to DIN 68705

Item no.	Dimensions in mm (W x D x H)
03.1260.25	1250 x 600 x 25
03.1560.25	1500 x 600 x 25
03.2060.25	2000 x 600 x 25
03.125.25	1250 x 750 x 25
03.15.25	1500 x 750 x 25
03.20.25	2000 x 750 x 25



Chipboard worktop with melamine resin coating
- 4-sided, ABS edging
- Chipboard carrier plate with direct coating
- Abrasion-resistant and easy to care for surface

Item no.	Dimensions in mm (W x D x H)
07.M12560.28	1250 x 600 x 28
07.M1560.28	1500 x 600 x 28
07.M2060.28	2000 x 600 x 28
07.M12575.28	1250 x 750 x 28
07.M1575.28	1500 x 750 x 28
07.M2075.28	2000 x 750 x 28

ELECTRIC HEIGHT ADJUSTMENT, 1 MOTOR

WE C3 | kg 180



- Table widths 750 and 1750 mm on request

Item no.	Dimensions in mm (W x D x H)
C100E160G	1000 x 600 x 670 – 1015
C125E160G	1250 x 600 x 670 – 1015
C150E160G	1500 x 600 x 670 – 1015
C200E160G	2000 x 600 x 670 – 1015
C100E175G	1000 x 750 x 670 – 1015
C125E175G	1250 x 750 x 670 – 1015
C150E175G	1500 x 750 x 670 – 1015
C200E175G	2000 x 750 x 670 – 1015

ELECTRIC HEIGHT ADJUSTMENT, 2 MOTORS

WE C4 | kg 300



- Table widths 750 and 1750 mm on request

Item no.	Dimensions in mm (W x D x H)
C100E260G	1000 x 600 x 670 – 1015
C125E260G	1250 x 600 x 670 – 1015
C150E260G	1500 x 600 x 670 – 1015
C200E260G	2000 x 600 x 670 – 1015
C100E275G	1000 x 750 x 670 – 1015
C125E275G	1250 x 750 x 670 – 1015
C150E275G	1500 x 750 x 670 – 1015
C200E275G	2000 x 750 x 670 – 1015

Left



ADD-ON FRAME LEFT WITH CLAMP FIXING



- Table widths 750 and 1750 mm on request

Item no.	Dimensions in mm (W x D x H)
C100KL60AL	1000 x 600 x 670 – 1015
C125KL60AL	1250 x 600 x 670 – 1015
C150KL60AL	1500 x 600 x 670 – 1015
C200KL60AL	2000 x 600 x 670 – 1015
C100KL75AL	1000 x 750 x 670 – 1015
C125KL75AL	1250 x 750 x 670 – 1015
C150KL75AL	1500 x 750 x 670 – 1015
C200KL75AL	2000 x 750 x 670 – 1015

ADD-ON FRAME LEFT WITH GEAR DRIVE FOR CRANK ADJUSTMENT AND ELECTRIC HEIGHT ADJUSTMENT



- Table widths 750 and 1750 mm on request

Item no.	Dimensions in mm (W x D x H)
C100GE60AL	1000 x 600 x 670 – 1015
C125GE60AL	1250 x 600 x 670 – 1015
C150GE60AL	1500 x 600 x 670 – 1015
C200GE60AL	2000 x 600 x 670 – 1015
C100GE75AL	1000 x 750 x 670 – 1015
C125GE75AL	1250 x 750 x 670 – 1015
C150GE75AL	1500 x 750 x 670 – 1015
C200GE75AL	2000 x 750 x 670 – 1015

Goods are delivered unassembled – surcharge for complete assembly

Right



ADD-ON FRAME RIGHT WITH CLAMP FIXING



WE C1

kg 200

- Table widths 750 and 1750 mm on request

Item no.	Dimensions in mm (W x D x H)
C100KL60AR	1000 x 600 x 670 – 1015
C125KL60AR	1250 x 600 x 670 – 1015
C150KL60AR	1500 x 600 x 670 – 1015
C200KL60AR	2000 x 600 x 670 – 1015
C100KL75AR	1000 x 750 x 670 – 1015
C125KL75AR	1250 x 750 x 670 – 1015
C150KL75AR	1500 x 750 x 670 – 1015
C200KL75AR	2000 x 750 x 670 – 1015

ADD-ON FRAME RIGHT WITH GEAR DRIVE FOR CRANK ADJUSTMENT AND ELECTRIC HEIGHT ADJUSTMENT



WE C2 WE C3 WE C4 kg 200

- Table widths 750 and 1750 mm on request

Item no.	Dimensions in mm (W x D x H)
C100GE60AR	1000 x 600 x 670 – 1015
C125GE60AR	1250 x 600 x 670 – 1015
C150GE60AR	1500 x 600 x 670 – 1015
C200GE60AR	2000 x 600 x 670 – 1015
C100GE75AR	1000 x 750 x 670 – 1015
C125GE75AR	1250 x 750 x 670 – 1015
C150GE75AR	1500 x 750 x 670 – 1015
C200GE75AR	2000 x 750 x 670 – 1015

Goods are delivered unassembled – surcharge for complete assembly

4-foot tables





workergo - the versatile one

The workergo is the most versatile workplace systems.
Six different frame widths, three different frame depths and four different types of height adjustment make the workergo 4-foot a versatile work-table.

- Standard colours: RAL 7035 Light grey/RAL 5012 Light blue
- Base frame made of 45 x 45 mm steel tube
- Cross-members made of 40 x 40 mm aluminium sections

Please note that workergo tables are delivered unassembled. Easy self-assembly!

Our features at a glance	
Modular system	Freely selectable combinations from frame to worktop
Retrofittable	Multi-board setup and optional accessories
Energy	Direct supply of lighting, energy, compressed air
Frame widths	1000, 1250, 1500 and 2000 mm (750 and 1750 mm on request)
Frame depths	600, 750, 900 mm
Travel speed	6.25 mm/s
Work height without worktop	670 – 1015 mm | Vertical travel: 345 mm
Height adjustment	Four different types: Clamp fixing, crank adjustment, electric height adjustment with 1 motor, electric height adjustment with 2 motors
Frame design	4-foot
Load capacity	180-300 kg with uniform load depending on height adjustment

FRAME DESIGN:

WE V

4-foot





Basic table



Add-on table

HEIGHT ADJUSTMENT:

WE V1 kg 200



Clamp fixing

WE V2 kg 200



Crank adjustment

WE V3 kg 180



Electric height adjustment, 1 motor

WE V4 kg 300



Electric height adjustment, 2 motors

4-foot combination options



Inline combination with basic and add-on table. Multi-board setup only possible on basic tables.



Inline combination with two basic tables. Multi-board setup possible on both tables.



Corner combination with large corner panel comprising two basic tables. Multi-board setup not possible on corner combinations.



L-combination with basic and add-on table. Multi-board setup only possible on basic tables.



workergo 4-foot mobile kit, expander rolls Ø 100 mm

Item no.	Description
4XXXXXMBL100	2x fixed caster, 2x steering caster with lock
4XXXXXMLL100	4x steering caster, thereof 2 with locks



Linkage variants

WE
V



Linkage with two basic tables with multi-board setup on both tables.

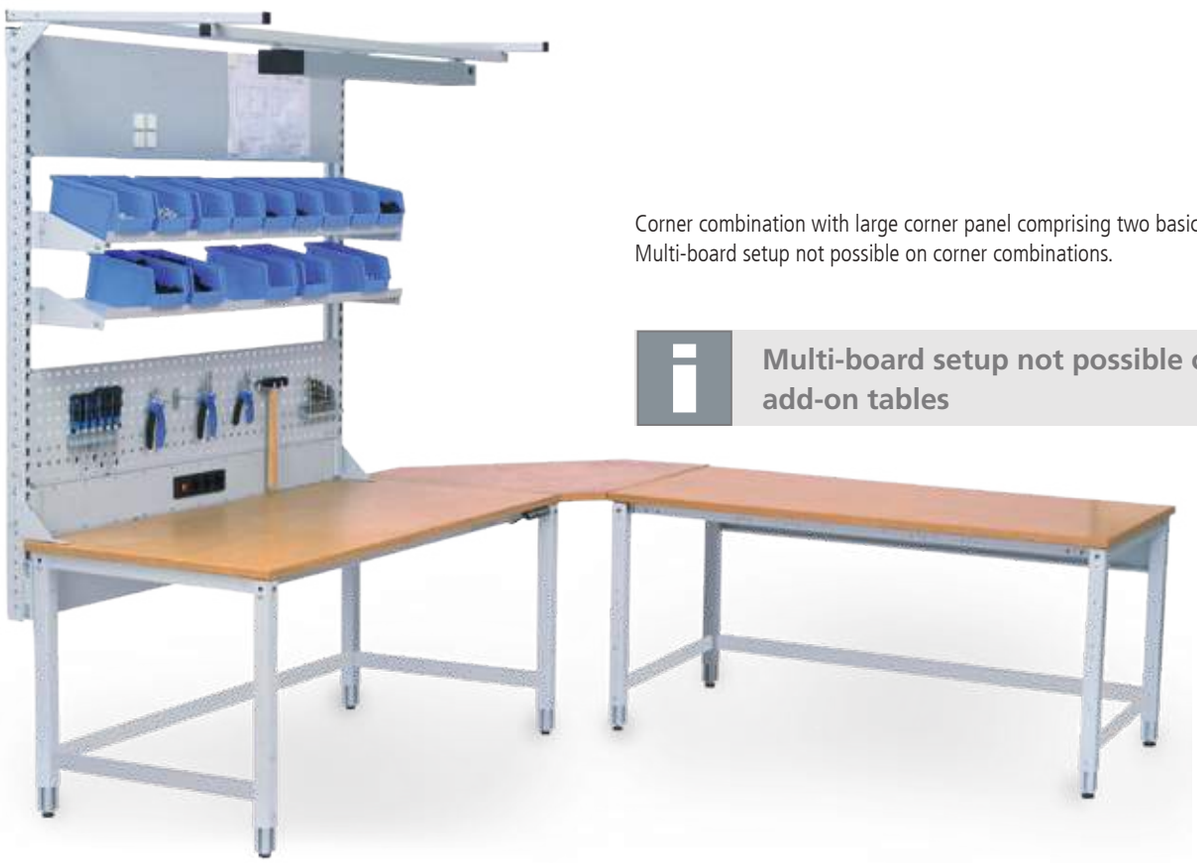

Corner combination with large corner panel comprising two basic tables. Multi-board setup not possible on corner combinations.

Multi-board setup not possible on add-on tables

4-foot basic frame



Erg

WE V

Individual cover panel labelling on page 39

workergo cover panel, 4-foot version

- For lateral mounting between the table legs of 4-foot tables

Item no.	Dimensions in mm (W x D x H)	For table depth
4XXXXX60BL	485 x 30 x 571	600
4XXXXX75BL	635 x 30 x 571	750
4XXXXX90BL	785 x 30 x 571	900

CLAMP FIXING - STANDARD

WE V1 kg 200



- Table widths 750 and 1750 mm on request

Item no.	Dimensions in mm (W x D x H)
4100KL60G	1000 x 600 x 670 – 1015
4125KL60G	1250 x 600 x 670 – 1015
4150KL60G	1500 x 600 x 670 – 1015
4200KL60G	2000 x 600 x 670 – 1015
4100KL75G	1000 x 750 x 670 – 1015
4125KL75G	1250 x 750 x 670 – 1015
4150KL75G	1500 x 750 x 670 – 1015
4200KL75G	2000 x 750 x 670 – 1015
4100KL90G	1000 x 900 x 670 – 1015
4125KL90G	1250 x 900 x 670 – 1015
4150KL90G	1500 x 900 x 670 – 1015
4200KL90G	2000 x 900 x 670 – 1015

CRANK ADJUSTMENT

WE V2 kg 200



- Table widths 750 and 1750 mm on request

Item no.	Dimensions in mm (W x D x H)
4100KU60G	1000 x 600 x 670 – 1015
4125KU60G	1250 x 600 x 670 – 1015
4150KU60G	1500 x 600 x 670 – 1015
4200KU60G	2000 x 600 x 670 – 1015
4100KU75G	1000 x 750 x 670 – 1015
4125KU75G	1250 x 750 x 670 – 1015
4150KU75G	1500 x 750 x 670 – 1015
4200KU75G	2000 x 750 x 670 – 1015
4100KU90G	1000 x 900 x 670 – 1015
4125KU90G	1250 x 900 x 670 – 1015
4150KU90G	1500 x 900 x 670 – 1015
4200KU90G	2000 x 900 x 670 – 1015

You can find further worktops on/from page 595



Beech multiplex worktop
- Glue laminated, oiled
- Waterproof
- Dampened according to DIN 68705

Item no.	Dimensions in mm (W x D x H)
03.1560.25	1500 x 600 x 25
03.2060.25	2000 x 600 x 25
03.15.25	1500 x 750 x 25
03.20.25	2000 x 750 x 25
03.1590.25	1500 x 900 x 25
03.2090.25	2000 x 900 x 25



Chipboard worktop with melamine resin coating
- 4-sided, ABS edging
- Chipboard carrier plate with direct coating
- Abrasion-resistant and easy to care for surface

Item no.	Dimensions in mm (W x D x H)
07.M1560.28	1500 x 600 x 28
07.M2060.28	2000 x 600 x 28
07.M1575.28	1500 x 750 x 28
07.M2075.28	2000 x 750 x 28
07.M1590.28	1500 x 900 x 28
07.M2090.28	2000 x 900 x 28

ELECTRIC HEIGHT ADJUSTMENT, 1 MOTOR

WE V3 | kg 180



- Table widths 750 and 1750 mm on request

Item no.	Dimensions in mm (W x D x H)
4100E160G	1000 x 600 x 670 – 1015
4125E160G	1250 x 600 x 670 – 1015
4150E160G	1500 x 600 x 670 – 1015
4200E160G	2000 x 600 x 670 – 1015
4100E175G	1000 x 750 x 670 – 1015
4125E175G	1250 x 750 x 670 – 1015
4150E175G	1500 x 750 x 670 – 1015
4200E175G	2000 x 750 x 670 – 1015
4100E190G	1000 x 900 x 670 – 1015
4125E190G	1250 x 900 x 670 – 1015
4150E190G	1500 x 900 x 670 – 1015
4200E190G	2000 x 900 x 670 – 1015

ELECTRIC HEIGHT ADJUSTMENT, 2 MOTORS

WE V4 | kg 300



- Table widths 750 and 1750 mm on request

Item no.	Dimensions in mm (W x D x H)
4100E260G	1000 x 600 x 670 – 1015
4125E260G	1250 x 600 x 670 – 1015
4150E260G	1500 x 600 x 670 – 1015
4200E260G	2000 x 600 x 670 – 1015
4100E275G	1000 x 750 x 670 – 1015
4125E275G	1250 x 750 x 670 – 1015
4150E275G	1500 x 750 x 670 – 1015
4200E275G	2000 x 750 x 670 – 1015
4100E290G	1000 x 900 x 670 – 1015
4125E290G	1250 x 900 x 670 – 1015
4150E290G	1500 x 900 x 670 – 1015
4200E290G	2000 x 900 x 670 – 1015

Left





ADD-ON FRAME LEFT WITH CLAMP FIXING

- Table widths 750 and 1750 mm on request

Item no.	Dimensions in mm (W x D x H)
4100KL60AL	1000 x 600 x 670 – 1015
4125KL60AL	1250 x 600 x 670 – 1015
4150KL60AL	1500 x 600 x 670 – 1015
4200KL60AL	2000 x 600 x 670 – 1015
4100KL75AL	1000 x 750 x 670 – 1015
4125KL75AL	1250 x 750 x 670 – 1015
4150KL75AL	1500 x 750 x 670 – 1015
4200KL75AL	2000 x 750 x 670 – 1015
4100KL90AL	1000 x 900 x 670 – 1015
4125KL90AL	1250 x 900 x 670 – 1015
4150KL90AL	1500 x 900 x 670 – 1015
4200KL90AL	2000 x 900 x 670 – 1015



ADD-ON FRAME LEFT WITH GEAR DRIVE FOR CRANK ADJUSTMENT AND ELECTRIC HEIGHT ADJUSTMENT

- Table widths 750 and 1750 mm on request

Item no.	Dimensions in mm (W x D x H)
4100GE60AL	1000 x 600 x 670 – 1015
4125GE60AL	1250 x 600 x 670 – 1015
4150GE60AL	1500 x 600 x 670 – 1015
4200GE60AL	2000 x 600 x 670 – 1015
4100GE75AL	1000 x 750 x 670 – 1015
4125GE75AL	1250 x 750 x 670 – 1015
4150GE75AL	1500 x 750 x 670 – 1015
4200GE75AL	2000 x 750 x 670 – 1015
4100GE90AL	1000 x 900 x 670 – 1015
4125GE90AL	1250 x 900 x 670 – 1015
4150GE90AL	1500 x 900 x 670 – 1015
4200GE90AL	2000 x 900 x 670 – 1015

Right



WE V1

kg 200

ADD-ON FRAME RIGHT WITH CLAMP FIXING

- Table widths 750 and 1750 mm on request

Item no.	Dimensions in mm (W x D x H)
4100KL60AR	1000 x 600 x 670 – 1015
4125KL60AR	1250 x 600 x 670 – 1015
4150KL60AR	1500 x 600 x 670 – 1015
4200KL60AR	2000 x 600 x 670 – 1015
4100KL75AR	1000 x 750 x 670 – 1015
4125KL75AR	1250 x 750 x 670 – 1015
4150KL75AR	1500 x 750 x 670 – 1015
4200KL75AR	2000 x 750 x 670 – 1015
4100KL90AR	1000 x 900 x 670 – 1015
4125KL90AR	1250 x 900 x 670 – 1015
4150KL90AR	1500 x 900 x 670 – 1015
4200KL90AR	2000 x 900 x 670 – 1015



WE V2

WE V3

WE V4

kg 200

ADD-ON FRAME RIGHT WITH GEAR DRIVE FOR CRANK ADJUSTMENT AND ELECTRIC HEIGHT ADJUSTMENT

- Table widths 750 and 1750 mm on request

Item no.	Dimensions in mm (W x D x H)
4100GE60AR	1000 x 600 x 670 – 1015
4125GE60AR	1250 x 600 x 670 – 1015
4150GE60AR	1500 x 600 x 670 – 1015
4200GE60AR	2000 x 600 x 670 – 1015
4100GE75AR	1000 x 750 x 670 – 1015
4125GE75AR	1250 x 750 x 670 – 1015
4150GE75AR	1500 x 750 x 670 – 1015
4200GE75AR	2000 x 750 x 670 – 1015
4100GE90AR	1000 x 900 x 670 – 1015
4125GE90AR	1250 x 900 x 670 – 1015
4150GE90AR	1500 x 900 x 670 – 1015
4200GE90AR	2000 x 900 x 670 – 1015

Multi-board



Multi-board setup

The support columns can be attached to the rear wall of the table frame in various positions.
The possible multi-board widths for the different table widths are shown below.

	ON REQUEST				ON REQUEST	
Multi-board width	Table width in mm					
	750	1000	1250	1500	1750	2000
700	X	X	X	X	X	X
1000	–	X	X	X	X	X
1250	–	–	X	X	X	X
1500	–	–	–	X	X	X
1750	–	–	–	–	X	X
2000	–	–	–	–	–	X



Table width 1500 mm + setup 1000 mm



Table width 1500 mm + setup 1500 mm

You can find further accessories on/from page 261



Overhead frame with bolted reinforcement cross-members

Item no.	Dimensions in mm (W x H)
07.8910.1	1000 x 750
07.8912.1	1250 x 750
07.8915.1	1500 x 750



Overhead frame with bolted reinforcement cross-members

Item no.	Dimensions in mm (W x D)
07.8920.1	2000 x 750



workergo multi-board setup

- 2x support column
- 1x cross-member
- 1x rear wall

Item no.	Dimensions in mm (W x H)
03.10.14.01	1000 x 1491
03.12.14.01	1250 x 1491
03.15.14.01	1500 x 1491

Three support columns are required for a table width of 2000 mm. The number of perforated walls, magnetic boards and shelves doubles.



workergo multi-board setup

- 3x support column
- 2x cross-member
- 1x rear wall

Item no.	Dimensions in mm (W x H)
03.20.14.01	2000 x 1491



workergo multi-board setup

- Overhead frames with equipment rail and lighting
- 3x support column
- 2x cross-member, 1x rear wall
- 2x magnetic board, 2x perforated wall
- 1x energy bar with 4x earthed sockets
- 2x shelf, 320 mm
- 1x pivot arm with platform, 1x pivot arm with shelf and ribbed rubber mat

Item no.	Dimensions in mm (W x H)
03.2014.01-1	2000 x 1491

Multi-board setup for C- and 4-foot base frames



Setup example

- Setup 1500 mm
- Overhead frame with equipment rail and lighting
- 1x shelf, 220 mm
- 2x shelf, 320 mm
- 3x earthed sockets with 1x on/off switch
- 1x pivot arm with shelf
- 1x pivot arm with monitor bracket and keyboard platform

Pos.	Item no.	Dimensions in mm (W x D x H)	Description
1	07.861.15.10	1375 x 60 x 130	**Energy duct,** fully equipped and wired, 3x earthed socket with on/off switch
2	07.861.01-1	33 x 38 x 117	**Energy duct mounting bracket** for basic module. Bracket right and left for mounting between support columns
3	03.15.14.01	1500 x 1491	**Support columns**
4	07.8915.1	1500 x 750	**Overhead frame** with bolted reinforcement cross-members
5	03.915.03	1500 x 30 x 30	**The equipment rail** is mounted on the overhead frame and serves to accommodate the carriage, the lighting or a balancer.
6	03.960.20-1	898 x 135 x 60	**Workplace lamp,** light colour neutral white, energy efficiency class A, 230 V, 50 Hz, protection class IP 20, switch, incl. approx. 2.9 m mains cable and mains plug
7	03.915.220	1500 x 220 x 20	**Shelf, 1500 mm,** for hanging between the support columns, adjustable height and incline, inclination 0°, 10° and 20° incl. roll-off edge
8	03.915.320	1500 x 320 x 20	
9	07.98.11	420 x 300 x 20	**Pivot arm with shelf and ribbed rubber mat,** load capacity 25 kg, pivot arm bracket mandatory, not suitable for mounting on superstructure stand
10	07.98.08	700 x 355 x 322	**Pivot arm with monitor bracket and keyboard platform,** VESA 75/100 mm, beech multiplex shelf, 20 mm, pivot arm bracket mandatory, not suitable for mounting on superstructure stand
11	07.98.02		**Pivot arm bracket**

Supplied without hooks, boxes and decoration

All variants: Overhead frame with equipment rail and lighting, **variant 1500 mm:** 2x support column
Variant 2000 mm: 3x support column, the number of perforated walls, magnetic boards and shelves doubles.



Item no.	Dimensions in mm (W x D x H)
4C150-1	1500 x 750 x 1250
4C200-1	2000 x 750 x 1250



- 2x perforated wall
- 1x magnetic board
- 1x energy bar with 3x earthed sockets and on/off switch

Item no.	Dimensions in mm (W x D x H)
4C150-2	1500 x 750 x 1250
4C200-2	2000 x 750 x 1250



- 2x perforated wall
- 1x shelf, 320 mm
- 1x shelf, 220 mm

Item no.	Dimensions in mm (W x D x H)
4C150-3	1500 x 750 x 1250
4C200-3	2000 x 750 x 1250



- 2x perforated wall
- 1x shelf, 320 mm
- 1x energy bar with 3x earthed sockets and on/off switch
- 1x pivot arm with 20 mm beech multiplex platform
- 1x pivot arm with shelf and ribbed rubber mat

Item no.	Dimensions in mm (W x D x H)
4C150-4	1500 x 750 x 1250
4C200-4	2000 x 750 x 1250



- 1x perforated wall
- 1x shelf, 320 mm
- 2x shelf, 220 mm
- 1x pivot arm with document holder
- 1x pivot arm with monitor bracket and keyboard platform

Item no.	Dimensions in mm (W x D x H)
4C150-5	1500 x 750 x 1250
4C200-5	2000 x 750 x 1250



- 1x shelf, 320 mm
- 2x shelf, 220 mm
- 1x energy bar with 3x earthed sockets and on/off switch
- 1x pivot arm with monitor bracket and keyboard platform
- 1x pivot arm with shelf and ribbed rubber mat

Item no.	Dimensions in mm (W x D x H)
4C150-6	1500 x 750 x 1250
4C200-6	2000 x 750 x 1250

Supplied without hooks, boxes and decoration

Base cabinets for screw mounting directly under tabletop, for C- and 4-foot base frames

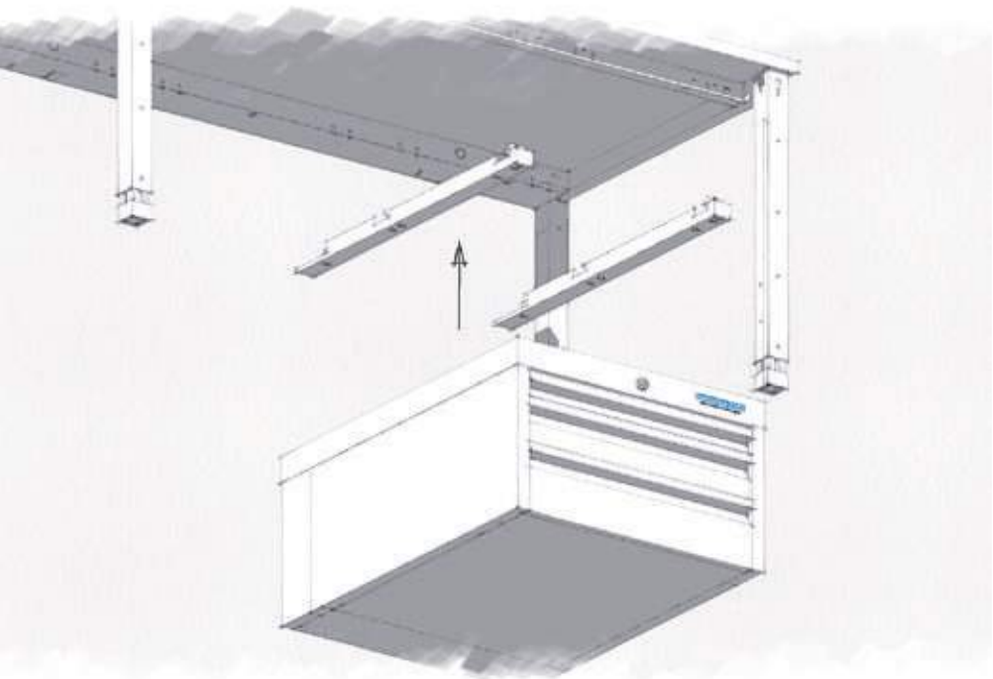



Supports for hanging cabinets

- Mandatory for installation of hanging cabinets
- Packing unit: 2 pieces

Item no.	Table depth in mm
4XXXXX60TR	600
4XXXXX75TR	750
4XXXXX90TR	900



Hanging base cabinet R 12-16/R 18-16

- Empty housing

	Item no.	Dimensions in mm (W x D x H)	Usable height in mm
■	01.033	381 x 500 x 365	300
■	01.034	381 x 500 x 465	400
■	01.053	531 x 500 x 365	300
■	01.054	531 x 500 x 465	400



Hanging base cabinet R 18-24

- Empty housing

	Item no.	Dimensions in mm (W x D x H)	Usable height in mm
■	01.0520	555 x 736 x 215	150
■	01.0530	555 x 736 x 365	300
■	01.0540	555 x 736 x 465	400



Drawer R 12-16/R18-16

- Full pull-out 100 %
- Load capacity 50 kg
- All specifications are usable dimensions

Item no.	Front height	Dimensions in mm (W x D x H)
60.038.100VA	100	300 x 400 x 90
60.038.150VA	150	300 x 400 x 140
60.046.075VA	75	450 x 400 x 65
60.046.100VA	100	450 x 400 x 90
60.046.150VA	150	450 x 400 x 140



Drawer R 18-24

- Full pull-out 100 %
- Load capacity 70 kg with 50 mm front height
- Load capacity 100 kg with 100 mm front height
- All specifications are usable dimensions

Item no.	Front height	Dimensions in mm (W x D x H)
60.50.050V07	50	450 x 600 x 30
60.50.100V10	100	450 x 600 x 83
60.50.150V10	150	450 x 600 x 133
60.50.200V10	200	450 x 600 x 183

■ Installation not possible ■ Installation possible

Base cabinets with 736 mm depth cannot be used with table depths of 750 mm and 600 mm. These can only be installed from a table depth of 900 mm.



Installation not possible

Installation possible



■ 1x hinged door, 350 mm

Item no.	Dimensions in mm (W x D x H)
44.001	531 x 500 x 465



■ 2x drawer, 200 mm

Item no.	Dimensions in mm (W x D x H)
38.011	381 x 500 x 465
44.011	531 x 500 x 465



■ 1x drawer, 150 mm

Item no.	Dimensions in mm (W x D x H)
38.150	381 x 500 x 215
53.150	531 x 500 x 215
520/1VA-1	555 x 736 x 215



■ 3x drawer, 100 mm

Item no.	Dimensions in mm (W x D x H)
38.300	381 x 500 x 365
53.300	531 x 500 x 365



■ 3x drawer: 1x 50 mm, 1x 100 mm, 1x 150 mm

Item no.	Dimensions in mm (W x D x H)
530.111V	555 x 736 x 365



■ 4x drawer, 100 mm

Item no.	Dimensions in mm (W x D x H)
38.020	381 x 500 x 465
53.020	531 x 500 x 465
535/020V	555 x 736 x 465

Corner panels



- Corner panels for table-to-table connection



Beech multiplex 25 mm
- Glue laminated, oiled
- Waterproof
- Dampened according to DIN 68705

	Clamp fixing	Gear driven
A x B in mm	Item no.	Item no.
600 x 600	BE1.6060K25	BE1.6060G25
600 x 750	BE1.6075K25	BE1.6075G25
600 x 900	BE1.6090K25	BE1.6090G25
750 x 600	BE1.7560K25	BE1.7560G25
750 x 750	BE1.7575K25	BE1.7575G25
750 x 900	BE1.7590K25	BE1.7590G25
900 x 600	BE1.9060K25	BE1.9060G25
900 x 750	BE1.9075K25	BE1.9075G25
900 x 900	BE1.9090K25	BE1.9090G25



Chipboard panel, 28 mm, directly coated with melamine resin
- 4-sided, ABS edging
- Chipboard carrier plate with direct coating
- Abrasion-resistant and easy to care for surface

A x B in mm	Item no.	Item no.
600 x 600	ME1.6060K28	ME1.6060G28
600 x 750	ME1.6075K28	ME1.6075G28
600 x 900	ME1.6090K28	ME1.6090G28
750 x 600	ME1.7560K28	ME1.7560G28
750 x 750	ME1.7575K28	ME1.7575G28
750 x 900	ME1.7590K28	ME1.7590G28
900 x 600	ME1.9060K28	ME1.9060G28
900 x 750	ME1.9075K28	ME1.9075G28
900 x 900	ME1.9090K28	ME1.9090G28



MDF worktop, 30 mm, with 0.7 mm HPL coat
- 4-sided, ABS edging
- Heat and light resistant
- Stain-resistant, easy to clean and to disinfect

A x B in mm	Item no.	Item no.
600 x 600	HE1.6060K30	HE1.6060G30
600 x 750	HE1.6075K30	HE1.6075G30
600 x 900	HE1.6090K30	HE1.6090G30
750 x 600	HE1.7560K30	HE1.7560G30
750 x 750	HE1.7575K30	HE1.7575G30
750 x 900	HE1.7590K30	HE1.7590G30
900 x 600	HE1.9060K30	HE1.9060G30
900 x 750	HE1.9075K30	HE1.9075G30
900 x 900	HE1.9090K30	HE1.9090G30



ESD conductive workbench top, 30 mm
- Surface made from conductive HPL laminate
- Suitable for all electrostatically sensitive areas
- Surface RAL 7035

A x B in mm	Item no.	Item no.
600 x 600	EE1.6060K30	EE1.6060G30
600 x 750	EE1.6075K30	EE1.6075G30
600 x 900	EE1.6090K30	EE1.6090G30
750 x 600	EE1.7560K30	EE1.7560G30
750 x 750	EE1.7575K30	EE1.7575G30
750 x 900	EE1.7590K30	EE1.7590G30
900 x 600	EE1.9060K30	EE1.9060G30
900 x 750	EE1.9075K30	EE1.9075G30
900 x 900	EE1.9090K30	EE1.9090G30



- Corner panels for table-to-table connection



Beech multiplex 25 mm
- Glue laminated, oiled
- Waterproof
- Dampened according to DIN 68705

	Clamp fixing	Gear driven
A x B in mm	Item no.	Item no.
600 x 600	BE2.6060K25	BE2.6060G25
600 x 750	BE2.6075K25	BE2.6075G25
600 x 900	BE2.6090K25	BE2.6090G25
750 x 600	BE2.7560K25	BE2.7560G25
750 x 750	BE2.7575K25	BE2.7575G25
750 x 900	BE2.7590K25	BE2.7590G25
900 x 600	BE2.9060K25	BE2.9060G25
900 x 750	BE2.9075K25	BE2.9075G25
900 x 900	BE2.9090K25	BE2.9090G25



Chipboard panel, 28 mm, directly coated with melamine resin
- 4-sided, ABS edging
- Chipboard carrier plate with direct coating
- Abrasion-resistant and easy to care for surface

A x B in mm	Item no.	Item no.
600 x 600	ME2.6060K28	ME2.6060G28
600 x 750	ME2.6075K28	ME2.6075G28
600 x 900	ME2.6090K28	ME2.6090G28
750 x 600	ME2.7560K28	ME2.7560G28
750 x 750	ME2.7575K28	ME2.7575G28
750 x 900	ME2.7590K28	ME2.7590G28
900 x 600	ME2.9060K28	ME2.9060G28
900 x 750	ME2.9075K28	ME2.9075G28
900 x 900	ME2.9090K28	ME2.9090G28



MDF worktop, 30 mm, with 0.7 mm HPL coat
- 4-sided, ABS edging
- Heat and light resistant
- Stain-resistant, easy to clean and to disinfect

A x B in mm	Item no.	Item no.
600 x 600	HE2.6060K30	HE2.6060G30
600 x 750	HE2.6075K30	HE2.6075G30
600 x 900	HE2.6090K30	HE2.6090G30
750 x 600	HE2.7560K30	HE2.7560G30
750 x 750	HE2.7575K30	HE2.7575G30
750 x 900	HE2.7590K30	HE2.7590G30
900 x 600	HE2.9060K30	HE2.9060G30
900 x 750	HE2.9075K30	HE2.9075G30
900 x 900	HE2.9090K30	HE2.9090G30



ESD conductive workbench top, 30 mm
- Surface made from conductive HPL laminate
- Suitable for all electrostatically sensitive areas
- Surface RAL 7035

ESD

A x B in mm	Item no.	Item no.
600 x 600	EE2.6060K30	EE2.6060G30
600 x 750	EE2.6075K30	EE2.6075G30
600 x 900	EE2.6090K30	EE2.6090G30
750 x 600	EE2.7560K30	EE2.7560G30
750 x 750	EE2.7575K30	EE2.7575G30
750 x 900	EE2.7590K30	EE2.7590G30
900 x 600	EE2.9060K30	EE2.9060G30
900 x 750	EE2.9075K30	EE2.9075G30
900 x 900	EE2.9090K30	EE2.9090G30

workline - the highest one





workline and linkage Page 360



workline Linkage accessories Page 362



workline Combinations from practice with multi-board setup Page 364



workline Multi-board setup Seite 366



workline Combinations from practice with superstructure stand Page 368



workline Basic tables and add-on tables Page 370



workline corner panels and base cabinets Page 375



workline Superstructure stand | Accessories Page 376

Linkage variant

Grid subdivision

	Series
	workline



	Housing W x D
	365 x 400
Height	Usable heights
500	400



	Drawer W x D
	300 x 350
Height	Load capacity
100	20 kg
125	–
200	20 kg
400	20 kg

	Series
	workline
	T370 12-14
Grid:	**R 12-14**





workline - the highest one

The **workline** worktable achieves a working height of 1100 mm thanks to its continuous height adjustment and is therefore also an optimal standing workplace. At the same time, its simple and functional design ensures an ergonomic seated workplace.

- Standard colours: RAL 7035 Light grey/RAL 5013 Cobalt blue
- Base frame made of 45 x 45 mm steel tube Cross-members made of 40 x 40 mm aluminium sections

Please note that workline tables are delivered unassembled. Easy self-assembly!

Our features at a glance	
Modular system	Individual workstations can be quickly expanded to group workstations
Retrofittable	Wide range of accessories: Flexible design and conversion of the workplace
Energy	Direct supply of lighting, energy, compressed air
Frame widths	1000, 1500 mm
Frame depths	750 mm
Travel speed	6.25 mm/s
Work height without worktop	735 – 1100 mm | Vertical travel: 365 mm
Height adjustment	Three different types: Clamp fixing, crank adjustment, electric height adjustment
Frame design	A-foot
Load capacity	180-200 kg with uniform load depending on height adjustment

FRAME DESIGN:

WL 1





Basic table



Add-on table

HEIGHT ADJUSTMENT:

WL 1 | kg 200



Clamp fixing

WL 2 | kg 200



Crank adjustment

WL 3 | kg 180



Electric height adjustment, 1 motor

Linkage accessories



kg 200

WL 1

workline roller ball table

- Beech multiplex worktop 25 mm
- 2x workpiece carrier stop
- Integrated roller ball rail
- Height-adjustable with clamp fixing
- incl. guide rails

Item no.	Depth of workpiece carrier in mm	Dimensions in mm (WxDxH)
07.60.10.40	384	1000 x 750 x 735 – 1100
07.60.15.40	384	1500 x 750 x 735 – 1100
07.60.10.50	500	1000 x 750 x 735 – 1100
07.60.15.50	500	1500 x 750 x 735 – 1100
07.60.10.60	616	1000 x 750 x 735 – 1100
07.60.15.60	616	1500 x 750 x 735 – 1100



Beech multiplex worktop incl. roller ball rail

- Beech multiplex worktop 25 mm
- Integrated roller ball rail
- Guide rails and workpiece carrier stop
- incl. guide rails

Item no.	Depth of workpiece carrier in mm	Dimensions in mm (WxDxH)
07.60.90	384	1000 x 750 x 25
07.60.91	384	1500 x 750 x 25
07.60.92	500	1000 x 750 x 25
07.60.93	500	1500 x 750 x 25
07.60.94	616	1000 x 750 x 25
07.60.95	616	1500 x 750 x 25



kg 40

WL 1

workline basic table with small roller conveyor

- 1x small roller conveyor up to 600 mm depth
- Continuously height-adjustable with clamp fixing

Item no.	Dimensions in mm (WxDxH)
07.60.100	1000 x 600 x 790 – 1100
07.60.150	1500 x 600 x 790 – 1100



kg 40

WL 1

workline add-on table with small roller conveyor

- 1x small roller conveyor up to 600 mm depth
- Continuously height-adjustable with clamp fixing

Item no.	Dimensions in mm (WxDxH)
07.61.100	1000 x 600 x 790 – 1100
07.61.150	1500 x 600 x 790 – 1100



kg 40

Roller ball table - bridge

- Without guide rails
- For an intersection with 3 or 4 junctions

Item no.	Dimensions in mm (WxD)
07.60.70	3 junctions - 750 x 750
07.60.71	4 junctions - 750 x 750



kg 40

WL 1

Roller ball table - end module

- Without guide rails, with one intersection and two junctions

Item no.	Dimensions in mm (WxD)
07.61.70	750 x 750



Workpiece carrier rail with 1x stopper

Item no.	Width in mm
07.60.03	1000
07.60.01	1500



Stopper for workpiece carrier rail

Item no.
07.60.02



Beech multiplex workpiece carrier

Item no.	Dimensions in mm (WxDxH)
07.60.10	384 x 384 x 12
07.60.11	500 x 500 x 12
07.60.12	616 x 616 x 12



1



Guide bracket, pair

Item no.	Dimensions in mm
07.60.40	For workpiece carrier 384
07.60.42	For workpiece carrier 500
07.60.44	For workpiece carrier 616

2



End stop

Item no.	Dimensions in mm (WxDxH)
07.60.46	373 x 20 x 20

3



Guide rail

Item no.	Dimensions in mm
07.60.48	700



Combinations from practice with multi-board setup



You can find multi-board accessories on/from page 261



workline basic table with clamp fixing

Multi-board setup
- 2x support column
- 1x overhead frame
- 1x equipment rail
- 1x lighting, 2 x 36 W
- 1x magnetic board and 1x perforated wall, 302 mm
- 2x inclinable shelf, 320 mm

Item no.	Dimensions in mm (WxDxH)	Design
07.75.15	1500 x 750 x 735 – 1100	workline basic table
03.900.15.13	1500 x 750 x 1250	Multi-board setup



workline basic table with crank adjustment
- 1x footrest
- 1x drawer block with 3x drawer

Multi-board setup
- 2x support column, 1x energy bar with 4x earthed sockets and on/off switch
- 1x perforated wall, 1 magnetic board, 2x shelf, 320 mm
- 2x pivot arm support, 1x pivot arm with platform
- 1x pivot arm with monitor bracket and keyboard platform
- 1x overhead frame, 2x equipment rail, 1x lighting, 2 x 36 W

Item no.	Dimensions in mm (WxDxH)	Design
07.75.17	1500 x 750 x 735 – 1100	workline basic table
03.900.75.18	1500 x 750 x 1250	Multi-board setup

Supplied without hooks, boxes and decoration

kg 200



workline basic and add-on table combination with clamp fixing
- Beech multiplex worktop 25 mm

Multi-board setup
- 3x support column, 1x energy bar with 3x earthed sockets and on/off switch, 1x perforated wall, 1x shelf, 220 mm
- 1x shelf, 320 mm, 1x multi roller shutter cabinet
- 1x overhead frame, 1x equipment rail, 1x lighting, 2 x 36 W

Item no.	Dimensions in mm (WxDxH)	Design
07.20.15/40	2000 x 750 x 735 –1100	workline basic table and add-on table
03.900.21	2000 x 750 x 1250	Multi-board setup



workline basic and add-on table combination with crank adjustment
- 2x beech multiplex worktop 25 mm
- 1x drawer block with 3x drawer
- 1x superstructure frame
- 1x pivot arm with monitor bracket and keyboard platform

Multi-board setup
- 2x support column, 1x overhead frame
- 1x equipment rail
- 1x lighting, 2 x 36 W
- 1x energy bar with 3x earthed sockets and on/off switch
- 1x magnetic board and 1x perforated wall, 302 mm
- 1x shelf, 320 mm

Item no.	Dimensions in mm (WxDxH)	Design
07.10.15.10.96	3000 x 750 x 735 – 1100	workline basic and add-on table with multi-board setup

Supplied without hooks, boxes and decoration

Multi-board setup



- 2x support column, 1x overhead frame, 1x equipment rail
- 1x lighting, 2 x 36 W
- 1x energy bar with 3x earthed sockets and on/off switch
- 2x 1/4" compressed air connection, 2x shelf, 320 mm
- 1x perforated wall, 1x pivot arm with platform

Item no.	Dimensions in mm (WxDxH)
03.9001524WL	1500 x 750 x 1250



- 2x support column, 1x overhead frame, 1x equipment rail
- 1x lighting, 2 x 36 W
- 1x energy bar with 3x earthed sockets and on/off switch
- 3x shelf, 320 mm, 1x perforated wall

Item no.	Dimensions in mm (WxDxH)
03.9001525WL	1500 x 750 x 1250



- 2x support column, 1x overhead frame, 1x equipment rail
- 1x lighting, 2 x 36 W
- 1x energy bar with 3x earthed sockets and on/off switch
- 2x 1/4" compressed air connection, 2x shelf, 320 mm

Item no.	Dimensions in mm (WxDxH)
03.9001523WL	1500 x 750 x 1250



- 2x support column, 1x overhead frame, 1x equipment rail
- 1x lighting, 2 x 36 W
- 1x energy bar with 3x earthed sockets and on/off switch
- 2x 1/4" compressed air connection, 1x shelf, 320 mm
- 1x perforated wall, 1x magnetic board, 1x pivot arm with platform

Item no.	Dimensions in mm (WxDxH)
03.9001521WL	1500 x 750 x 1250



- 2x support column, 1x overhead frame, 1x equipment rail
- 1x lighting, 2 x 36 W
- 1x energy bar with 3x earthed sockets and on/off switch
- 4x shelf, 320 mm

Item no.	Dimensions in mm (WxDxH)
03.9001522WL	1500 x 750 x 1250



- 2x support column, 1x overhead frame, 1x equipment rail
- 1x lighting, 2 x 36 W
- 1x energy bar with 3x earthed sockets and on/off switch
- 2x 1/4" compressed air connection, 1x shelf, 320 mm
- 1x perforated wall, 1x magnetic board

Item no.	Dimensions in mm (WxDxH)
03.9001520WL	1500 x 750 x 1250

Scope of delivery without decoration



Suitable for mounting on worktops up to 30 mm not applicable for chipboard panels



- Table width 1000 mm
- Superstructure width centre-centre 950 mm
- 1x support column left
- 1x support column right

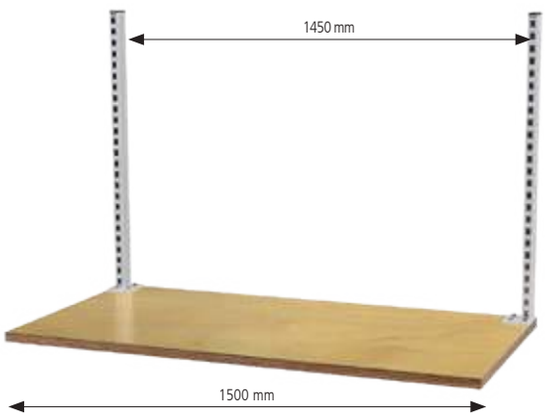

- Table width 1500 mm
- Superstructure width centre-centre 1450 mm
- 1x support column left
- 1x support column right



Suitable for mounting on worktops up to 40 mm not applicable for chipboard panels



- Table width 1000 mm
- Superstructure width centre-centre 950 mm
- 1x support column left
- 1x support column right

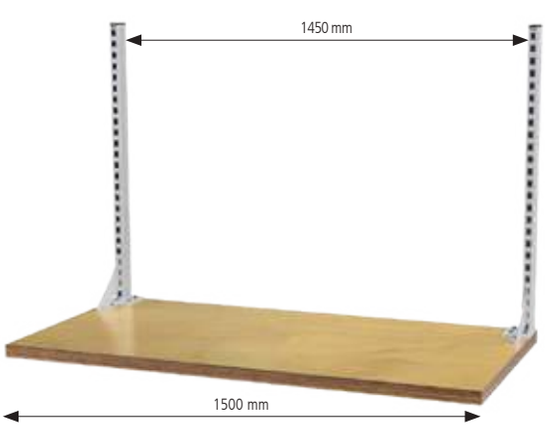

- Table width 1500 mm
- Superstructure width centre-centre 1450 mm
- 1x support column left
- 1x support column right

Combinations from practice with superstructure stand



You can find superstructure stand accessories on/from page 376



kg 200



workline basic table
- Beech multiplex worktop 25 mm
- 1x drawer block with 3x drawer: 2x 100 mm, 1x 200 mm

Superstructure frame
- 1x superstructure frame for stand including compressed air connection
- 1x stand with 2x earthed sockets and 1x halogen lamp
- 1x pivot arm with shelf
- 1x pivot arm with perforated/slotted wall
- Without spring balancer and open front storage bins

Item no.	Dimensions in mm (WxDxH)	Design
07.75.96	1500 x 750 x 735 – 1100	Clamp fixing
07.75.96KHV	1500 x 750 x 735 – 1100	Crank fixing

workline basic table
- Beech multiplex worktop 25 mm
- 1x footrest, 1x PC support
- 1x drawer block with 1x drawer: 100 mm

Superstructure frame
- 1x superstructure frame for stand including compressed air connection
- 1x stand with 2x earthed sockets and 1x halogen lamp
- 1x pivot arm with monitor and keyboard platform

Item no.	Dimensions in mm (WxDxH)	Design
07.75.55	1500 x 750 x 735 – 1100	Clamp fixing
07.75.55KHV	1500 x 750 x 735 – 1100	Crank fixing



Lateral PC support
- Only for workline tables

Item no.	Dimensions in mm (WxDxH)
07.00.19	225 x 500 x 80



Foot shelf
- Only for workline tables
- Beech multiplex top 25 mm

Item no.	Dimensions in mm (WxD)	Design
07.30.20	1000 x 350	Basic table
07.30.21	1000 x 350	Add-on table
07.30.25	1500 x 350	Basic table
07.30.26	1500 x 350	Add-on table



workline basic table
- Beech multiplex worktop 25 mm
- 1x drawer block with 1x drawer, 100 mm
- 1x shelf, 3rd level beech multiplex (top)

Superstructure frame
- 1x superstructure frame for stand including compressed air connection
- 1x stand with 2x earthed sockets and 1x halogen lamp

Item no.	Dimensions in mm (WxDxH)	Design
07.75.46	1500 x 750 x 735 – 1100	Clamp fixing
07.75.46KHV	1500 x 750 x 735 – 1100	Crank fixing

kg 200



workline basic table
- Beech multiplex worktop 25 mm

Superstructure frame
- 1x superstructure frame for stand including compressed air connection
- 1x stand with 2x earthed sockets and 1x halogen lamp

Item no.	Dimensions in mm (WxDxH)	Design
07.75.35	1500 x 750 x 735 – 1100	Clamp fixing
07.75.35KHV	1500 x 750 x 735 – 1100	Crank fixing

Supplied without boxes and decoration

Basic table with worktop



workline basic table with clamp fixing

- Beech multiplex worktop 25 mm



WL 1 | kg 200

Item no.	Dimensions in mm (WxDxH)
07.75.10	1000 x 750 x 735 – 1100
07.75.15	1500 x 750 x 735 – 1100

workline basic table with crank adjustment

- Beech multiplex worktop 25 mm



WL 2 | kg 200

Item no.	Dimensions in mm (WxDxH)
07.75.10KHV	1000 x 750 x 735 – 1100
07.75.15KHV	1500 x 750 x 735 – 1100

workline basic table with electric height adjustment

- Beech multiplex worktop 25 mm



WL 3 | kg 180

Item no.	Dimensions in mm (WxDxH)
07.75.10EHV	1000 x 750 x 735 – 1100
07.75.15EHV	1500 x 750 x 735 – 1100



workline add-on table with clamp fixing

- Beech multiplex worktop 25 mm
- Can be used left or right



WL 1

kg 200

Item no.	Dimensions in mm (WxDxH)
07.10.15	1000 x 750 x 735 – 1100
07.15.15	1500 x 750 x 735 – 1100

workline add-on table gear drive for crank adjustment and electric height adjustment

- Beech multiplex worktop 25 mm



WL 2

kg 200

Item no.	Dimensions in mm (WxDxH)
07.10.15KHV	1000 x 750 x 735 – 1100
07.15.15KHV	1500 x 750 x 735 – 1100

Basic frame

You can find multi-board accessories on/from page 595





WL 1 | kg 200

workline basic table with clamp fixing

Item no.	Dimensions in mm (WxDxH)
07/10/1970	1000 x 750 x 735 – 1100
07/10/1975	1500 x 750 x 735 – 1100



WL 2 | kg 200

workline basic frame with crank adjustment

Item no.	Dimensions in mm (WxDxH)
07.10.70KHV	1000 x 750 x 735 – 1100
07.10.75KHV	1500 x 750 x 735 – 1100



WL 3 | kg 180

workline basic frame with electric height adjustment

Item no.	Dimensions in mm (WxDxH)
07.10.70EHV	1000 x 750 x 735 – 1100
07.10.75EHV	1500 x 750 x 735 – 1100

The add-on table only requires crank adjustment if the basic table is electrically adjustable. 1x motor for 1x basic table and 1x add-on table



Crank adjustment retrofit kit

- For one base and one add-on table maximum

Item no.	Designation
07.00.42	Crank adjustment basic table 1000
07.00.43	Crank adjustment add-on table 1000
07.00.40	Crank adjustment basic table 1500
07.00.41	Crank adjustment add-on table 1500



Electric height adjustment retrofit kit

- The crank height adjustment is a prerequisite for the electrical height adjustment
- For one base and one add-on table maximum

Item no.	Designation
07.00.45	Electrical adjustment





WL 1

kg 200

workline add-on frame with clamp fixing

- Can be used left or right

Item no.	Dimensions in mm (WxDxH)
07/10/1972	1000 x 750 x 735 – 1100
07.15.72	1500 x 750 x 735 – 1100



WL 2

kg 200

workline add-on frame gear drive for crank adjustment and electric height adjustment

Item no.	Dimensions in mm (WxDxH)
07.10.72KHV	1000 x 750 x 735 – 1100
07.15.72KHV	1500 x 750 x 735 – 1100

Basic and add-on table connection



workline basic table and add-on table

- incl. 2x beech multiplex worktop 25 mm

Item no.	Dimensions in mm (WxDxH)	Design
07.30.15	3000 x 750 x 735 – 1100	Clamp adjustment
07.30.15KHV	3000 x 750 x 735 – 1100	Crank adjustment
07.30.15EHV	3000 x 750 x 735 – 1100	Electric height adjustment

Combinations from practice



workline basic table
- Beech multiplex worktop 25 mm
- 1x drawer, 100 mm
- 1x footrest

Item no.	Load capacity in kg	Dimensions in mm (WxDxH)
07.25.25	200	1000 x 750 x 735 – 1100 with clamp fixing
07.75.25KHV	200	1000 x 750 x 735 – 1100 with crank adjustment
07.75.25EHV	180	1000 x 750 x 735 – 1100 with electric height adjustment



Footrest
- Only for workline tables
- Inclined, coated
- W x D x H: 400 x 350 x 20 mm

Item no.	Design
07.00.20	Basic table 1000
07.00.21	Add-on table 1000
07.00.25	Basic table 1500
07.00.26	Add-on table 1500



workline basic table
- Beech multiplex worktop 25 mm
- 1x shelf, 3rd level

Item no.	Load capacity in kg	Dimensions in mm (WxDxH)
07.75.41	200	1500 x 750 x 735 – 1100 with clamp fixing
07.75.41KHV	200	1500 x 750 x 735 – 1100 with crank adjustment
07.75.41EHV	180	1500 x 750 x 735 – 1100 with electric height adjustment



Shelf, 3rd level
- Beech multiplex 25 mm

Item no.	Dimensions in mm (WxDxH)
07.25.33	1000 x 260 x 300
07.25.35	1500 x 260 x 300

Corner connection for two basic tables

- 1x corner worktop or
- 1x triangular worktop





Corner worktop without corner connector

- Beech multiplex

Item no.	Dimensions in mm (WxDxH)
07.25.90	750 x 750 x 25

- Chipboard panel melamine resin

Item no.	Dimensions in mm (WxDxH)
07.26.91	750 x 750 x 28

- ESD conductive

Item no.	Dimensions in mm (WxDxH)
07.24.91	750 x 750 x 30

Table-to-table connector see page 602

Triangular worktop without corner connector

- Beech multiplex

Item no.	Dimensions in mm (WxDxH)
07.27.90	750 x 750 x 25

- Chipboard panel melamine resin

Item no.	Dimensions in mm (WxDxH)
07.28.91	750 x 750 x 28

- ESD conductive

Item no.	Dimensions in mm (WxDxH)
07.29.91	750 x 750 x 30

Base cabinets



Corner connector

- Steel tube

Item no.	Description
07.30.90	90° connection



Hanging drawer blocks

- 1x bottle holder and intermediate support
- 2x shelf and frame for suspension files

Item no.	Dimensions in mm (WxDxH)
07.18.00	380 x 400 x 500



Hanging drawer blocks

- 1x drawer, 100 mm

Item no.	Dimensions in mm (WxDxH)
07.18.01	380 x 400 x 140



Hanging drawer blocks

- 2x drawer, 100 mm
- 1x drawer, 200 mm

Item no.	Dimensions in mm (WxDxH)
07.18.03	380 x 400 x 500



Hanging drawer blocks

- 4x drawer, 100 mm

Item no.	Dimensions in mm (WxDxH)
07.18.04	380 x 400 x 500



Hanging drawer blocks

- 2x drawer, 200 mm

Item no.	Dimensions in mm (WxDxH)
07.18.02	380 x 400 x 500

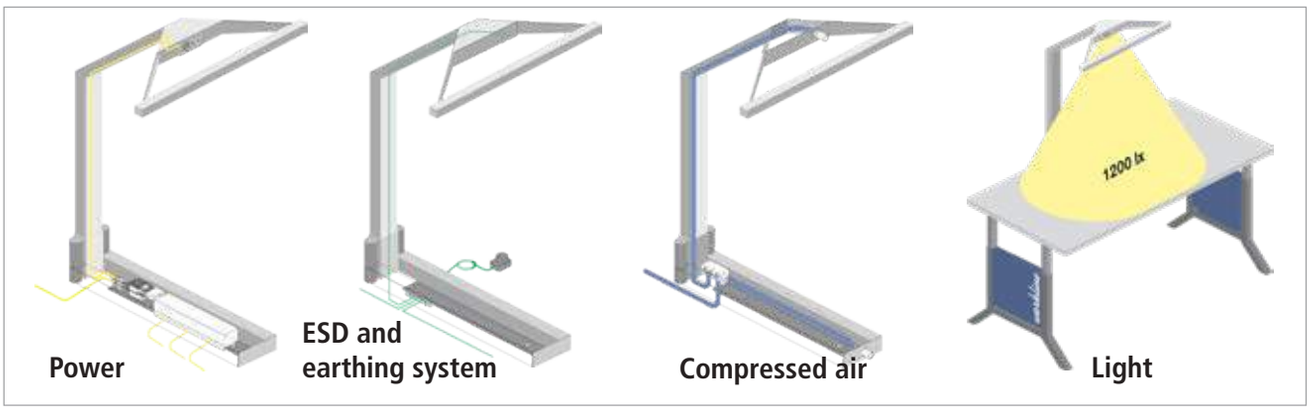



Superstructure frame below the worktop

Please note:
Mandatory for stand and pivot arms

Item no.	Dimensions in mm (WxDxH)
07.40.00	610 x 170 x 130
07.40.01	Surcharge power supply
07.40.02	Surcharge compressed air distributor



Stand
- For structures with 2x earthed sockets and 1x halogen lightning 35 W
- Total height 1130 mm

Item no.	Design
07.40.06	Standard
07.40.07	Surcharge for compressed air distributor

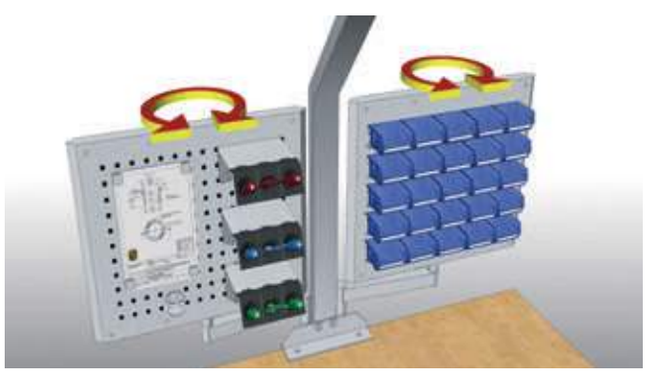

360° pivot arm inserts offer maximum flexibility for the work to be carried out.



Sockets, compressed air connections and a halogen lamp are integrated into the stand. This saves the space an additional energy bar would require.

Please note:
- The superstructure frame below the worktop is mandatory for pivot arms
- Load capacity 25 kg



Pivot arm with pivot frame and shelves
- 2x inclinable shelf

Item no.	Dimensions in mm (WxDxH)
07.98.03	680 x 287 x 400



Pivot arm with depositing tray

Item no.	Dimensions in mm (WxDxH)
07.98.04	400 x 300 x 48



Pivot arm with document holder A4
- With raised lateral and bottom edge

Item no.	Dimensions in mm (WxDxH)
07.98.05	215 x 35 x 330



Pivot arm with document holder A4
- With raised bottom edge

Item no.	Dimensions in mm (WxDxH)
07.98.06	310 x 156 x 310



Pivot arm with monitor bracket
- VESA 75 / 100 mm

Item no.	Dimensions in mm (WxDxH)
07.98.07	700 x 370 x 320



Pivot arm with monitor bracket and keyboard platform
- VESA 75 / 100 mm
- Beech multiplex shelf, 15 mm

Item no.	Dimensions in mm (WxDxH)
07.98.08	700 x 355 x 322

Heavy load tables - the strongest ones





kg 600

powerline C - height-adjustable heavy load tables with C-foot Page 380



powerline C - basic frame and basic table with C-foot Page 382




powerline C - combinations from practice with C-foot Page 384



kg 900

powerline C - height-adjustable heavy load tables with 4-foot Page 386



powerline C - basic frame and basic table with 4-foot Page 388



powerline C - combinations from practice with 4-foot Page 390


kg 350 kg 600

hydline combinations from practice Page 392



hydline Page 395


kg 1000 kg 2500

NEW

Other heavy load tables Page 398

powerline C





powerline C - the strong one

Thanks to its electric height adjustment, the **powerline** quietly moves to the required working height in a range of 705-1155 mm with a vertical travel speed of 9mm/s without load. Thus, the powerline creates a flexible seated/standing workplace without long waiting times. At the same time, the quiet worktable has an extremely high load capacity. The C-foot variant bears up to 600 kg.

- Feet with levelling
- **Drive**: Internal DC drive with built-in end switches and two synchronous Hall effect sensors
- **Duty cycle**: After adopting the required working height (2 minutes ON), the system goes into a resting period (18 minutes OFF). The position can then be changed again.
- **Connection**: 230 V | **Drive motor**: 24 V

Features at a glance	
Retrofittable	Multi-board setup or stand and optional accessories such as foot switch
Energy	Direct supply of lighting, energy, compressed air
Frame widths	1250, 1500, 2000 mm
Frame depth	750 mm
Travel speed	9 mm/s without load
Work height without worktop	705 – 1155 mm | Vertical travel: 450 mm
Height adjustment	Electric height adjustment
Frame design	C-foot
Load capacity	600 kg with even load



FRAME DESIGN:



HEIGHT ADJUSTMENT:



Electric height adjustment

powerline C basic frame



powerline C basic frame
- Equipped with up/down manual switch for height adjustment as standard
- Lifting columns made of aluminium
- Frame and feet made of rectangular tube and 5 mm thick sheet steel

Item no.	Dimensions in mm (WxDxH)
CF.125.75	1250 x 750 x 705 – 1155
CF.150.75	1500 x 750 x 705 – 1155
CF.200.75	2000 x 750 x 705 – 1155



powerline C basic table
- Beech multiplex top 40 mm
- Equipped with manual switch for height adjustment as standard
- Lifting columns made of aluminium
- Frame and feet made of rectangular tube and 5 mm thick sheet steel

Item no.	Dimensions in mm (WxDxH)
CF.125.75BM	1250 x 750 x 745 – 1195
CF.150.75BM	1500 x 750 x 745 – 1195
CF.200.75BM	2000 x 750 x 745 – 1195



Beech multiplex workbench top

- Glue laminated, oiled
- Waterproof
- Dampened according to DIN 68705

Panel thickness (mm)	40	50
Dimensions in mm (WxD)	Item no.	Item no.
1250 x 750	03.125.40	03.125.50
1500 x 750	03.15.40	03.15.50
2000 x 750	03.20.40	03.20.50



Red beech workbench top

- Strip laminated
- Finger jointed
- Glued wood panel with distinctive grain

Panel thickness (mm)	40	50
Dimensions in mm (WxD)	Item no.	Item no.
1250 x 750	03.125.40RB	03.12.50RB
1500 x 750	03.15.40RB	03.15.50RB
2000 x 750	03.20.40RB	03.20.50RB



MDF worktop with 0.7 mm HPL coat

- 4-sided, ABS edging
- Heat and light resistant
- Stain-resistant, easy to clean and to disinfect
- Solvent resistant and largely chemical resistant

Panel thickness (mm)	40	50
Dimensions in mm (WxD)	Item no.	Item no.
1250 x 750	H03.125.40	H03.125.50
1500 x 750	H03.15.40	H03.15.50
2000 x 750	H03.20.40	H03.20.50



Chipboard panel directly coated with melamine resin

- 4-sided, ABS edging
- Chipboard carrier plate with direct coating
- Abrasion-resistant and easy to care for surface

Panel thickness (mm)	40	50
Dimensions in mm (WxD)	Item no.	Item no.
1250 x 750	07.M12575.40	07.M12575.50
1500 x 750	07.M1575.40	07.M1575.50
2000 x 750	07.M2075.40	07.M2075.50



MDF worktop with 2.5 mm linoleum coat

- 4-sided ABS edging
- Antistatic
- Scratch resistant
- Made from purely natural raw materials, thus linoleum is very environmentally friendly in production, use and disposal
- Areas of application: technical, electrical and chemical works

Panel thickness (mm)	40	50
Dimensions in mm (WxD)	Item no.	Item no.
1250 x 750	L03.125.40	L03.125.50
1500 x 750	L03.15.40	L03.15.50
2000 x 750	L03.20.40	L03.20.50



MDF worktop with 2.5 mm Trovidur coat

- 4-sided ABS edging
- Low flammability surface
- Very good electrical insulating properties
- High resistance to acids, lyes and salt solutions
- Areas of application: Chemical tank and plant construction, electrical industry, construction industry

Panel thickness (mm)	40	50
Dimensions in mm (WxD)	Item no.	Item no.
1250 x 750	T03.125.40	T03.125.50
1500 x 750	T03.15.40	T03.15.50
2000 x 750	T03.20.40	T03.20.50

Combinations from practice

Ergonomics at the workplace
A workplace that individually adapts to the respective worker's height. Optimal working conditions for a seated and standing workplace. Beech multiplex worktop 40 mm.

kg 600 | Erg | PL C

You can find further accessories on/from page 396





powerline C heavy load table with stand
- powerline heavy load table electrically height-adjustable
- Stand structure
- 1x pivot arm with perforated/slotted walls
- 1x pivot arm with shelf and ribbed rubber mat
- 1x halogen lamp
- 2x earthed sockets
- 1x 1/4" compress air connection

Item no.	Dimensions in mm (WxDxH)
CF.125.75-2	1250 x 750 x 745 – 1195
CF.150.75-2	1500 x 750 x 745 – 1195
CF.200.75-2	2000 x 750 x 745 – 1195

powerline C heavy load table with multi-board setup
- 2x support column
- 1x energy bar with 3x earthed sockets and on/off switch
- 1x perforated wall
- 1x magnetic board
- 1x shelf, 320 mm
- 1x overhead frame
- 1x equipment rail
- 1x lighting, 2 x 36 W

Item no.	Dimensions in mm (WxDxH)
CF.125.75-1	1250 x 750 x 745 – 1195
CF.150.75-1	1500 x 750 x 745 – 1195
CF.200.75-1*	2000 x 750 x 745 – 1195

Supplied without hooks, boxes and decoration

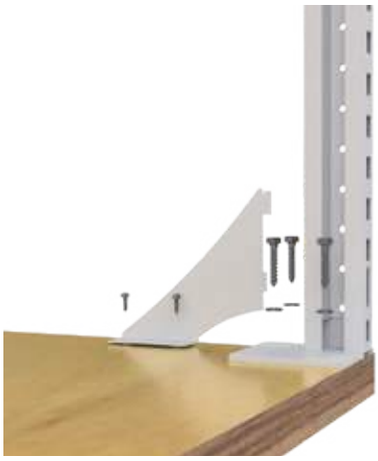

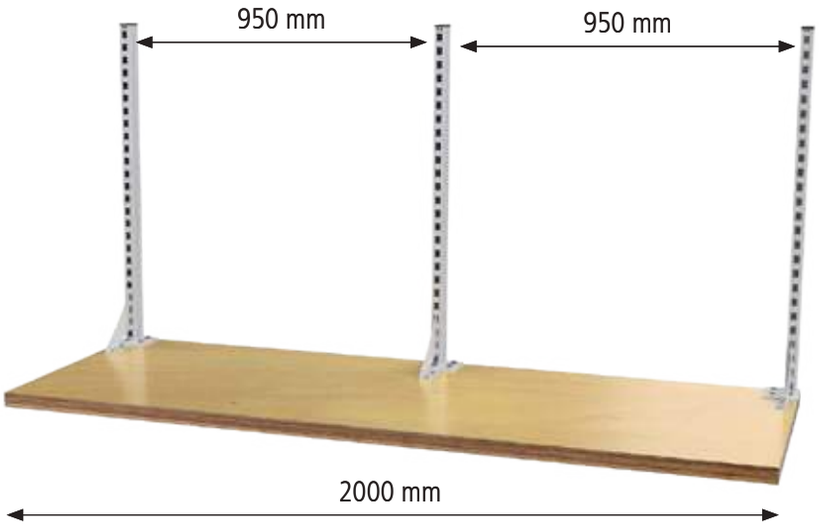

- Table width 2000 mm
- Superstructure width centre-centre 2 x 950 mm
- 2x support column left
- 2x support column right

*Three support columns are required for a table width of 2000 mm.
The number of perforated walls, magnetic boards and shelves doubles.



Attachments for the stand
- Attachment for powerline, for example
- Screwed to the worktop (40 mm)

Item no.
07.40.016



Multiple socket bar, single
- With 4 sockets
- Attachment under the worktop, for example

Item no.	Designation
07.40.03	840 x 110 x 45 | Multiple socket bar
07.40.04	1/4" compressed air connection

powerline accessories



Manual switch with memory
- Undermount with pull-out
- Buttons: 4 buttons for up/down function
- Memory: 4 buttons for 3x memory
- LCD display
- Cable length 1.8 m

Item no.
AHSM



Foot switch
- 2 shift paddles
- Max. cable length 1.7 m

Item no.
AFS

powerline 4





powerline 4 - the strongest one

Thanks to its electric height adjustment, the **powerline** moves virtually silently to the required working height in a range of 705-1155 mm. The vertical travel speed is 9 mm/s without load. Thus, the powerline creates a flexible seated/standing workplace without long waiting times. The 4-foot variant boasts a load capacity of up to 900 kg.

- Feet with levelling
- **Drive**: Internal DC drive with built-in end switches and two synchronous Hall effect sensors
- **Duty cycle**: After adopting the required working height (2 minutes ON), the system goes into a resting period (18 minutes OFF). The position can then be changed again.
- **Connection**: 230 V | **Drive motor**: 24 V

Features at a glance	
Retrofittable	Multi-board setup or stand and optional accessories such as foot switch
Energy	Direct supply of lighting, energy, compressed air
Frame widths	1500, 2000 mm
Frame depth	900 mm
Travel speed	9 mm/s without load
Work height without worktop	705 – 1155 mm | Vertical travel: 450 mm
Height adjustment	Electric height adjustment
Frame design	4-foot
Load capacity	900 kg with even load



FRAME DESIGN:



HEIGHT ADJUSTMENT:



Electric height adjustment

powerline 4 basic frame



powerline 4 basic frame

- Equipped with manual switch for height adjustment as standard
- Lifting columns made of aluminium
- Frame and feet made of rectangular tube and 5 mm thick sheet steel

Item no.	Dimensions in mm (WxDxH)
4F.150.75	1500 x 750 x 705 – 1155
4F.150.90	1500 x 900 x 705 – 1155
4F.200.75	2000 x 750 x 705 – 1155
4F.200.90	2000 x 900 x 705 – 1155



powerline 4 basic table

- Beech multiplex top 40 mm
- Equipped with manual switch for height adjustment as standard
- Lifting columns made of aluminium
- Frame and feet made of rectangular tube and 5 mm thick sheet steel

Item no.	Dimensions in mm (WxDxH)
4F.150.75BM	1500 x 750 x 745 – 1195
4F.150.90BM	1500 x 900 x 745 – 1195
4F.200.75BM	2000 x 750 x 745 – 1195
4F.200.90BM	2000 x 900 x 745 – 1195



Beech multiplex workbench top

- Glue laminated, oiled
- Waterproof
- Dampened according to DIN 68705

Panel thickness (mm)	40	50
Dimensions in mm (WxD)	Item no.	Item no.
1500 x 750	03.15.40	03.15.50
1500 x 900	03.1590.40	03.1590.50
2000 x 750	03.20.40	03.20.50
2000 x 900	03.2090.40	03.2090.50



Red beech workbench top

- Strip laminated
- Finger jointed
- Glued wood panel with distinctive grain

Panel thickness (mm)	40	50
Dimensions in mm (WxD)	Item no.	Item no.
1500 x 750	03.15.40RB	03.15.50RB
1500 x 900	03.1590.40RB	03.1590.50RB
2000 x 750	03.20.40RB	03.20.50RB
2000 x 900	03.2090.40RB	03.2090.50RB



MDF worktop with 0.7 mm HPL coat

- 4-sided, ABS edging
- Heat and light resistant
- Stain-resistant, easy to clean and to disinfect
- Solvent resistant and largely chemical resistant

Panel thickness (mm)	40	50
Dimensions in mm (WxD)	Item no.	Item no.
1500 x 750	H03.15.40	H03.15.50
1500 x 900	H03.1590.40	H03.1590.50
2000 x 750	H03.20.40	H03.20.50
2000 x 900	H03.2090.40	H03.2090.50



Chipboard panel directly coated with melamine resin

- 4-sided, ABS edging
- Chipboard carrier plate with direct coating
- Abrasion-resistant and easy to care for surface

Panel thickness (mm)	40	50
Dimensions in mm (WxD)	Item no.	Item no.
1500 x 750	07.M1575.40	07.M1575.50
1500 x 900	07.M1590.40	07.M1590.50
2000 x 750	07.M2075.40	07.M2075.50
2000 x 900	07.M2090.40	07.M2090.50



MDF worktop with 2.5 mm linoleum coat

- 4-sided ABS edging
- Antistatic
- Scratch resistant
- Made from purely natural raw materials, thus linoleum is very environmentally friendly in production, use and disposal
- Areas of application: technical, electrical and chemical works

Panel thickness (mm)	40	50
Dimensions in mm (WxD)	Item no.	Item no.
1500 x 750	L03.15.40	L03.15.50
1500 x 900	L03.1590.40	L03.1590.50
2000 x 750	L03.20.40	L03.20.50
2000 x 900	L03.2090.40	L03.2090.50



MDF worktop with 2.5 mm Trovidur coat

- 4-sided ABS edging
- Low flammability surface
- Very good electrical insulating properties
- High resistance to acids, lyes and salt solutions
- Areas of application: Chemical tank and plant construction, electrical industry, construction industry

Panel thickness (mm)	40 mm	50
Dimensions in mm (WxD)	Item no.	Item no.
1500 x 750	T03.15.40	T03.15.50
1500 x 900	T03.1590.40	T03.1590.50
2000 x 750	T03.20.40	T03.20.50
2000 x 900	T03.2090.40	T03.2090.50

Combinations from practice

Ergonomics at the workplace
A workplace that individually adapts to the respective worker's height. Optimal working conditions for a seated and standing workplace. Beech multiplex worktop 40 mm.

kg 900 | Erg | PL V

*Three support columns are required for a table width of 2000 mm. The number of perforated walls, magnetic boards and shelves doubles.

You can find further accessories on/from page 261



powerline 4 with multi-board setup
- 2x support column
- 1x energy bar with 3x earthed sockets and on/off switch
- 1x perforated wall
- 1x magnetic board
- 1x shelf, 320 mm
- 1x overhead frame
- 1x equipment rail
- 1x lighting, 2 x 36 W

Item no.	Dimensions in mm (WxDxH)
4F.150.75-1	1500 x 750 x 745 – 1195
4F.150.90-1	1500 x 900 x 745 – 1195
4F.200.75-1*	2000 x 750 x 745 – 1195
4F.200.90-1*	2000 x 900 x 745 – 1195



powerline 4 with multi-board setup
- 2x support column
- 1x energy bar with 3x earthed sockets and on/off switch
- 2x 1/4" compressed air connection
- 1x shelf, 220 mm
- 1x perforated wall
- 1x magnetic board
- 1x pivot arm with platform
- 1x overhead frame
- 1x equipment rail
- 1x lighting, 2 x 36 W

Item no.	Dimensions in mm (WxDxH)
4F.150.75-2	1500 x 750 x 745 – 1195
4F.150.90-2	1500 x 900 x 745 – 1195
4F.200.75-2*	2000 x 750 x 745 – 1195
4F.200.90-2*	2000 x 900 x 745 – 1195

Supplied without hooks, boxes and decoration

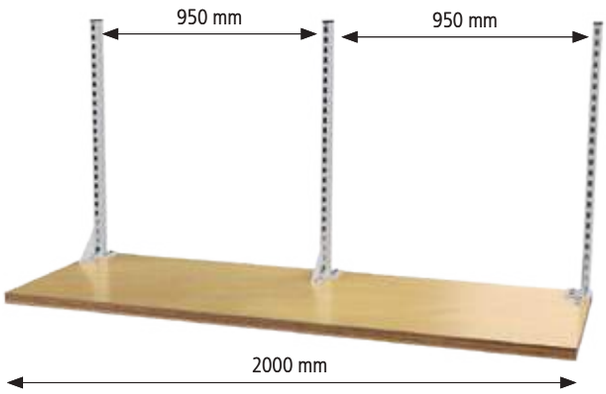

*Three support columns are required for a table width of 2000 mm. The number of perforated walls, magnetic boards and shelves doubles.



powerline 4 with multi-board setup

- 2x support column
- 1x energy bar with 3x earthed sockets and on/off switch
- 3x shelf, 220 mm depth
- 1x shelf, 320 mm depth
- 1x overhead frame
- 1x equipment rail
- 1x lighting, 2 x 36 W

Item no.	Dimensions in mm (WxDxH)
4F.150.75-3	1500 x 750 x 745 – 1195
4F.150.90-3	1500 x 900 x 745 – 1195
4F.200.75-3*	2000 x 750 x 745 – 1195
4F.200.90-3*	2000 x 900 x 745 – 1195



powerline 4 with multi-board setup

- 2x support column
- 1x energy bar with 3x earthed sockets and on/off switch
- 1x perforated wall
- 1x magnetic board
- 2x shelf, 320 mm
- 1x overhead frame
- 2x equipment rail
- 1x lighting, 2 x 36 W
- 1x carriage

Item no.	Dimensions in mm (WxDxH)
4F.150.75-4	1500 x 750 x 745 – 1195
4F.150.90-4	1500 x 900 x 745 – 1195
4F.200.75-4*	2000 x 750 x 745 – 1195
4F.200.90-4*	2000 x 900 x 745 – 1195

Supplied without hooks, boxes and decoration

The height-adjustable heavy load table



hydline heavy load table

Item no.	Dimensions in mm (WxDxH)	Description
03.15.40.07	1500 x 750 x 700 – 1100	Complete set, as illustrated, but without decoration, spring balancer, boxes and tools, without lighting
03.15.40HVS	1500 x 750 x 700 – 1100	hydline heavy load table with electric height adjustment
07.40.016		Attachments for the stand, screwed to the worktop (40 mm)
07.40.06		Stand structure with 2x earthed sockets and 1x halogen lightning 35W
07.40.07		Surcharge for 1/4" compressed air distributor
07.98.10	600 x 40 x 500	Pivot arm with perforated/slotted wall
07.00.30	740 x 410 x 430	Footrest, with individually adjustable height and incline
05.96.09	520-710	PU standing aid, blue, large PU seat, blue, 370 mm wide Seat incline adjustment, 7.5° forwards and backwards, seat height adjustment with gas spring, stable plastic-cruciform base, Ø 630 mm
04.10.05V-1	555 x 736 x 1005	Mobile drawer cabinet, 2x 100 mm drawer, 2x 150 mm drawer, 1x 200 mm drawer, drawers with full pull-out 100 %, load capacity 100 kg, central locking with individual pull-out lock, double locking of the drawers with single locks, 2x steering casters with locks, 2x fixed casters Ø 125 mm, beech multiplex worktop 25 mm



hydline - the quickest of the strong ones

The **hydline** heavy load table moves to your required working height at a speed of 15 mm/s. However, this table is not only quick, but also strong. The hydline has a load capacity of up to 600 kg.
Thanks to the hydraulic drive, it has a long service life and will be your trusty companion for a long time.

- Stepless height adjustment of the drive
- Very large forces and torques
- Pressure relief valve for reliable and quick-acting overload protection
- High power density in comparison with electric motors
- Implementation of linear drive elements working in parallel
- Long service life thanks to the hydraulic drive
- High positioning accuracy
- Uniform movement

Features at a glance	
Retrofittable	Multi-board setup or stand and optional accessories such as foot switch
Energy	Direct supply of lighting, energy, compressed air
Frame widths	1500, 2000 mm
Frame depth	750 mm
Travel speed	15 mm/s without load
Work height without worktop	705 – 1155 mm | Vertical travel: 450 mm
Height adjustment	Two different types: Crank adjustment, electric height adjustment
Frame design	H-foot
Load capacity	350-600 kg with uniform load depending on height adjustment

hL
EH



FRAME DESIGN:



HEIGHT ADJUSTMENT:

hL 1 kg 350



Crank adjustment

hL 2 kg 600



Electric height adjustment

Combinations from practice



Ergonomics at the workplace
A workplace that individually adapts to the respective worker's height. Optimal working conditions for a seated and standing workplace. Beech multiplex worktop 40 mm.





Multi-board setup
- 2x support column
- 1x overhead frame
- 1x equipment rail
- 1x lighting, 2 x 36 W
- 1x energy bar with 3x earthed sockets and on/off switch
- 2x 1/4" compressed air connection
- 1x perforated wall
- 1x magnetic board
- 1x shelf, 320 mm

Item no.	Dimensions in mm (WxDxH)	Description
03.900.15.20	1500 x 750 x 1250	Multi-board setup
03.15.40HV	1500 x 750 x 700 – 1100	hydline heavy load table with crank adjustment, 350 kg load capacity
03.15.40HVS	1500 x 750 x 700 – 1100	hydline heavy load table height-adjustable with electric control, 600 kg load capacity

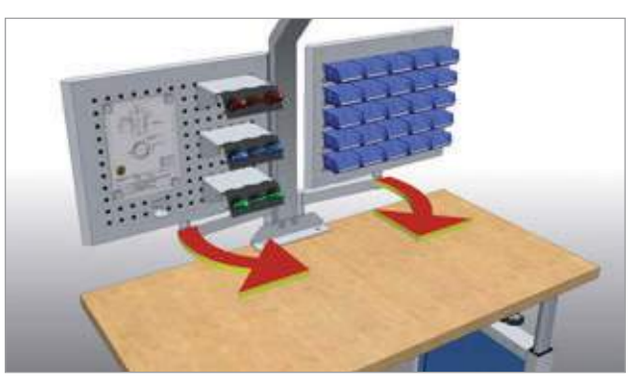

Adjustable pivot arms ensure the free configuration of handling areas



360° pivot arm inserts, which are attached directly to the stand, offer maximum flexibility for the work to be carried out.

You can find multi-board setups on/ from page 258



kg 350

hL 1

hydline heavy load table

- Crank adjustment
- Maximum load capacity 350 kg

Item no.	Dimensions in mm (WxDxH)	Tabletop	Thickness in mm
03.15.40HV	1500 x 750 x 700 – 1100	Multiplex	40
03.15.50HV	1500 x 750 x 700 – 1100	Multiplex	50
H03.15.40HV	1500 x 750 x 700 – 1100	MDF – HPL	40
H03.15.50HV	1500 x 750 x 700 – 1100	MDF – HPL	50
03.20.40HV	2000 x 750 x 700 – 1100	Multiplex	40
03.20.50HV	2000 x 750 x 700 – 1100	Multiplex	50
H03.20.40HV	2000 x 750 x 700 – 1100	MDF – HPL	40
H03.20.50HV	2000 x 750 x 700 – 1100	MDF – HPL	50



kg 600

hL 2

hydline heavy load table

- Hydraulically height-adjustable with electric control
- Maximum load capacity 600 kg

Item no.	Dimensions in mm (WxDxH)	Tabletop	Thickness in mm
03.15.40HVS	1500 x 750 x 700 – 1100	Multiplex	40
03.15.50HVS	1500 x 750 x 700 – 1100	Multiplex	50
H03.15.40HVS	1500 x 750 x 700 – 1100	MDF – HPL	40
H03.15.50HVS	1500 x 750 x 700 – 1100	MDF – HPL	50
03.20.40HVS	2000 x 750 x 700 – 1100	Multiplex	40
03.20.50HVS	2000 x 750 x 700 – 1100	Multiplex	50
H03.20.40HVS	2000 x 750 x 700 – 1100	MDF – HPL	40
H03.20.50HVS	2000 x 750 x 700 – 1100	MDF – HPL	50



Freely adjustable system lights, which are attached directly to the stand.



Sockets, compressed air connections and a halogen lamp are integrated into the stand. This saves the space an additional energy bar would require.

You can find further accessories on/from page 266



Attachments for the stand
- Screwed to the worktop (40 mm)

Item no.
07.40.016



Stand
- For structures with 2x earthed sockets and 1x halogen lightning 35 W

Item no.	Design
07.40.06	Standard
07.40.07	Surcharge for 1/4" compressed air distributor





Multiple socket bar, single
- With 4 sockets
- Attachment under the worktop, for example

Item no.	Designation
07.40.03	840 x 110 x 45 Multiple socket bar
07.40.04	1/4" compressed air connection

Please note:
- The stand or the attachment for the stand is required for the pivot arms
- Load capacity 30 kg



Pivot arm with pivot frame and perforated walls
- With double-sided perforated wall

Item no.	Dimensions in mm (WxDxH)
07.98.09	600 x 40 x 500



Pivot arm with perforated/slotted wall
- For hooks and small parts boxes
- 1st side with slotted wall | 2nd side with perforated wall

Item no.	Dimensions in mm (WxDxH)
07.98.10	600 x 40 x 500



Example application

Open fronted storage bins
- 15 pieces

Item no.	Dimensions in mm (WxDxH)
07.45.26	–



Pivot arm with shelf
- Beech multiplex 25 mm

Item no.	Dimensions in mm (WxD)
07.98.12	600 x 350



Pivot arm with depositing tray

Item no.	Dimensions in mm (WxDxH)
07.98.04	400 x 300 x 48



Pivot arm with document holder A4
- With raised lateral and bottom edge

Item no.	Dimensions in mm (WxDxH)
07.98.05	215 x 35 x 330



Carriage

Item no.	Designation
03.900.01	–



Spring balancer

- For all kinds of portable equipment and tools
- 1600 mm pull-out

Item no.	Load capacity in kg
03.900.44	0.4 – 1.0
03.900.45	1.0 – 2.0
03.900.46	2.0 – 3.0



Spring balancer with hose

- Max. pressure 8 bar
- Airflow 370 l/min
- Both sides R 1/4"
- 1400 mm pull-out

Item no.	Load capacity in kg
03.900.60	0.4 – 0.8
03.900.61	0.8 – 1.5
03.900.62	1.2 – 2.5



Bag holder

- For mounting on the worktop

Item no.	Dimensions in mm (WxDxH)
03.900.41	40 x 30 x 70



Bottle holder

- For mounting on the perforated wall and the worktop

Item no.	Dimensions in mm
03.900.43	Ø 90 x 70



Roll holder

- For mounting on the perforated wall and the worktop

Item no.	Dimensions in mm (WxDxH)
03.900.42	200 x 95 x 71



Range of hooks, 10 parts

- 7x tool holder with inclined end
- 2x double tool holder
- 1x tool clamp

Item no.
03.87.395-10



Double tool holder with slanted hook ends

- Ø 6 mm

Item no.	Dimension in mm (W)
03.87.322	50
03.87.323	75
03.87.324	150



Depositing box, small

Item no.	Dimensions in mm (WxDxH)
03.87.430	250 x 80 x 35

Other heavy load tables

Heavy load table

You can find worktops on/from page 595

- Very stable steel tube construction, 80 x 80 x 3 mm
- Completely welded
- 2500 kg total load capacity
- Frame height 919 mm

kg 2500

NEW



Heavy load table frame

- Frame without worktop

Item no.	Dimensions in mm (WxDxH)
03.10SLT1.6	1000 x 650 x 919
03.15SLT1.6	1500 x 650 x 919
03.20SLT1.6	2000 x 650 x 919



Heavy load table

- Beech multiplex worktop 50 mm

Item no.	Dimensions in mm (WxDxH)
03.10SLT0.6	1000 x 750 x 969
03.15SLT0.6	1500 x 750 x 969
03.20SLT0.6	2000 x 750 x 969

Height-adjustable heavy load table

- Stable U-profile construction, 75 x 50 x 2 mm
- Welded and bolted with gusset plates for stiffening
- For assembly, workshop and shipping
- 1000 kg total load capacity
- Height-adjustable from 694 to 1044 mm on a grid of 25 mm

kg 1000

You can find worktops on/from page 595



Height-adjustable heavy load table frame

- Frame without worktop
- Height-adjustable on a grid of 25 mm

Item no.	Dimensions in mm (WxDxH)
03.10.001.6	1000 x 650 x 694 – 1044
03.15.001.6	1500 x 650 x 694 – 1044
03.20.001.6	2000 x 650 x 694 – 1044



Height-adjustable heavy load table

- Beech multiplex worktop 40 mm
- Height-adjustable on a grid of 25 mm

Item no.	Dimensions in mm (WxDxH)
03.10.000.6	1000 x 750 x 734 – 1084
03.15.000.6	1500 x 750 x 734 – 1084
03.20.000.6	2000 x 750 x 734 – 1084



Mobile add-on for height-adjustable heavy load table

- Retrofittable
- Stable U-profile construction
- Height-adjustable on a grid of 25 mm
- Total height of heavy load table incl. casters: 884 – 1236 mm
- Load capacity 450 kg
- 4x steering caster, Ø 125 mm with lock

Item no.	Dimensions in mm (WxDxH)
03.90.HVMOB	1000 x 750 x 150

Delivered unassembled with assembly instructions

Contents





Other workplace systems Page 402



ESD Page 416



Mobile logistics systems Page 446



Hinged and sliding door cabinets Page 520



Chairs and shelving Page 536



Cloakroom cabinets Page 558



Workplace 4.0 | Roller conveyors Page 570



Worktops Page 594

Other workplace systems
- they can handle it





NEW

Packing tables Page 404



Cutting stands Page 410



NEW

Stable table design with levelling Page 411



workalu Page 412

Packing tables

- Stable table design with levelling
- 19 mm worktop with melamine resin coating
- Surface loading up to 100 kg
- Shelves of table extensions made of galvanised sheet steel
- Cutting device with exchangeable cartridge
- Titanium coated blade
- High functionality
- Selected accessories

NEW



Pos.	Item no.	Dimensions in mm (W x D x H)	Description
1	03.PT01	2000 x 800 x 850	Packing table 2000, 19 mm worktop with melamine resin coating, max. surface loading up 100 kg
2	03.700030	40 x 40 x 1226	Mounting beam, in pairs
3	03.PT06	1430 x 400 x 58	Tray made of galvanised sheet steel, for mounting between the beams
4	03.700050	1420 x 300 x 400	Add-on store made of galvanised sheet steel incl. 8x dividers, max. surface loading 50 kg
5	03.700140	1425 x 20 x 20	Axle between beams, for holding rolls, max. load capacity 20 kg
6	03.700120	513 x 530 x 160	Drawer made of sheet steel, lockable, load capacity 12.5 kg
7	03.PT13	1500 x 175 x 20	Attachment cutting device, cutting width 1250 mm, incl. axle set
8	03.PT14	600 x 600 x 750	Side table, max. compartment load 100 kg
9	03.700080	1415 x 300 x 415	Base box store, incl. 8x divider, mobile with 4x lockable steering caster
10	03.897052	500 x 400	Digital table scales for weighings not subject to statutory calibration
no fig.	03.PT02	1600 x 800 x 850	Packing table 1600, 19 mm worktop with melamine resin coating, max. surface loading up 100 kg
no fig.	03.PT05	1435 x 253 x 114	Form tray made of galvanised sheet steel
no fig.	03.PT08	1525 x 650 x 19	Intermediate shelf, wood, max. surface loading 100 kg
no fig.	03.PT12	200 x 100 x 100	TFT mount, VESA 75/100 mm
no fig.	03.PT17	600 x 490 x 675	Drawer unit incl. 4x drawer, mobile
no fig.	03.509201	640 x 708 x 120	Keyboard and mouse tray with articulated arm





Complete packing station with 1600 mm wide tabletop

- Form tray, 230 mm depth
- Box store with 6x divider
- Stable table with steel construction
- 300 kg surface loading
- Light grey 30 mm worktop with melamine resin coating
- Steel parts powder-coated, RAL 7016 Anthracite grey and RAL 3003 Ruby red
- Intermediate shelf (1145 x 650 x 19 mm)
- Steel drawer (520 x 500 x 150 mm), 12.5 kg load capacity

Item no.	Cutting width/dimensions in mm (W x D x H)
03.PT163001	1600 x 800 x 690 – 960



Complete packing station with 1600 mm wide tabletop

- Form tray, 230 mm depth
- Box store with 6x divider
- Stable table with steel construction
- 300 kg surface loading
- Light grey 30 mm worktop with melamine resin coating
- Steel parts powder-coated, RAL 7016 Anthracite grey and RAL 3003 Ruby red
- Cutting device, RAL 9007 Grey aluminium, with blade cartridge for paper and foils, cutting width 100 cm, axle set with cones and bearing shells

Item no.	Cutting width/dimensions in mm (W x D x H)
03.PT163002	1600 x 800 x 690 – 960

Packing tables - workplace systems

Packing tables/cutting stands

NEW



Crank adjustment



Electric height adjustment



Packing and worktable 1600/2000

- Stable steel construction, beams and feet made of square tube
- Foldable for transport, height adjustable from 690 to 960 mm as standard, melamine coated 30 mm tabletop
- Max. surface loading 300 kg
- Steel parts powder-coated, RAL 7016 Anthracite grey and RAL 3003 Ruby red
- Other versions with scales and EDP interface available

Pos.	Item no.	Dimensions in mm (W x D x H)	Design
1	03.PT163000	1600 x 800 x 690 – 960	Clamp fixing
	03.PT203000	2000 x 920 x 690 – 960	Clamp fixing
	03.PT163500	1600 x 920 x 690 – 960	Crank adjustment
	03.PT203500	2000 x 920 x 710 – 960	Crank adjustment
	03.PT163800	1600 x 920 x 710 – 960	Electric height adjustment
	03.PT203800	2000 x 920 x 710 – 960	Electric height adjustment

Accessories for table width 1600 mm

Pos.	Item no.	Dimensions in mm (W x D x H)	Description
2	03.PT166000	1600 x 40 x 40	Back board made of 40 x 40 mm square tube
4	03.PT1653	1015 x 600 x 400	Add-on store, dividers: 3x small divider, 3x large divider, flexible clamp mounting, max. surface loading 50 kg
	03.PT1653D	1015 x 600 x 400	Add-on store without dividers, e.g. for mounting of the printer pull-out, flexible clamp mounting, max. surface loading 50 kg
5	03.PT207004	661 x 51 x 54	Workplace lighting, LED with dimming function, rotatable, 21 W, 903 lux
	03.PT207002	1145 x 455 x 40	Holder for mounting the workplace lamp, for mounting under add-on store
6	03.PT160900	1135 x 650 x 19	Intermediate shelf, max. surface loading 50 kg
7	03.PT704700	1045 x 450 x 60	Inclined sheet steel tray, flexible clamp mounting, incline continuously adjustable, with raised edge, max. surface loading 50 kg
9	03.PT704740	1046 x 400	Tray, melamine resin coated wooden panel, 30 mm, flexible clamp mounting, max. surface loading 50 kg

Accessories for table width 2000 mm

Pos.	Item no.	Dimensions in mm (W x D x H)	Description
2	03.PT206000	2000 x 40 x 40	Back board made of 40 x 40 mm square tube
4	03.PT2053	1600 x 600 x 400	Add-on store, dividers: 5x small divider, 4x large divider, flexible clamp mounting, max. surface loading 50 kg
	03.PT2053D	1600 x 600 x 400	Add-on store without dividers, e.g. for mounting of the printer pull-out, flexible clamp mounting, max. surface loading 50 kg
5	03.PT207003	976 x 51 x 54	Workplace lighting, LED with dimming function, rotatable, 32 W, 1409 lux
	03.PT207001	1730 x 455 x 40	Holder for mounting the workplace lamp, for mounting under add-on store
6	03.PT200900	1720 x 770 x 19	Intermediate shelf, max. surface loading 50 kg
7	03.PT704800	1630 x 450 x 60	Inclined sheet steel tray, flexible clamp mounting, incline continuously adjustable, with raised edge, max. surface loading 50 kg
9	03.PT704750	1600 x 400	Tray, melamine resin coated wooden panel, 30 mm, flexible clamp mounting, max. surface loading 50 kg

The mounting beams or the add-on frame are the basis for all above-the-table-accessories.
Please also note that the accessories are available in the appropriate width for table widths 1600 and 2000.



Accessories for table widths 1600 and 2000 mm

Pos.	Item no.	Dimensions in mm (W x D x H)	Description
3	03.PT2062	1170	Mounting beams, short version, 485 mm above tabletop with screw fastening at table legs, PU = 2 pieces, for table 03.PT163000 and 03.PT203000
3	03.PT2064	1770	Mounting beams, long version, 1085 mm above tabletop with screw fastening at table legs, PU = 2 pieces, for table 03.PT163000 and 03.PT203000
3	03.PT2065	1170	Mounting beams, short version, 485 mm above tabletop with screw fastening at table legs, PU = 2 pieces, for table 03.PT16350, 03.PT203500, 03.PT163800 and 03.PT203800
3	03.PT2066	1770	Mounting beams, long version, 1085 mm above tabletop with screw fastening at table legs, PU = 2 pieces, for table 03.PT16350, 03.PT203500, 03.PT163800 and 03.PT203800
8	03.PT2082	440 x 520 x 90	Universal tray for monitor, adhesive tape dispenser, etc. Clamp mounting at beams, max. surface loading 25 kg
10	03.PT205350	375 x 658 x 100	Printer pull-out for mounting on add-on store
11	03.PT200600	520 x 500 x 150	Steel drawer, lockable, for right and/or left use under table, plastic sliding guide, with protection against slipping out, load capacity 35 kg, internal dimensions: 460 x 495 x 120
12	03.PT228100	100 – 242 x 150 x 320 – 545	PC support for mounting under packing table, incl. fixing screws and drilling template
	03.PT228101	130 x 240 x 120	Beam attachment
13	03.PT509001	51 x 51 x 445	Support column with screw clamps for attachment of an articulated TFT monitor arm and a keyboard tray, aluminium profile with clamp fastening, 14 – 40 mm clamping range
	03.PT509002	51 x 51 x 445	Support column with screw clamps for attachment of an articulated TFT monitor arm and a keyboard tray, aluminium profile with clamp fastening, 5 – 65 mm clamping range
	03.PT509006	51 x 51 x 845	Support column with screw clamps for attachment of an articulated TFT monitor arm and a keyboard tray, aluminium profile with clamp fastening, 5 – 65 mm clamping range
14	03.PT509201	640 x 708 x 120	Keyboard and mouse tray with articulated arm for flexible attachment to support column or adapter, surface area: 640 x 172mm, load capacity 10 kg
15	03.PT20	600 x 490 x 675	Cabinet unit with 1x door, 1x drawer

Packing tables - workplace systems

Packing tables combinations from practice

- Stable steel square tube frames 40 x 40 mm
- Beech multiplex worktop 25 mm
- Shelf for forms and equipment
- Box store at support columns, height-adjustable
- Workbench height adjustment for balancing out of unevenness in the floor



Packing station basic table 1

- 1x basic table

Item no.	Dimensions in mm (W x D x H)
03.PT3414	1500 x 930 x 820
03.PT3425	2000 x 930 x 820



Packing station basic table 2

- Basic table

Item no.	Design	Dimensions in mm (W x D x H)
03.PT3416	Basic table, single	1500 x 750 x 820
03.PT3416-1	Basic table, double	1500 x 1500 x 820
03.PT3426	Basic table, single	2000 x 750 x 820
03.PT3426-1	Basic table, double	2000 x 1500 x 820



Packing table, single

- 1x basic table (height 820 mm)
- 2x support column
- 1x shelf, 600 mm, perforated
- 1x shelf, 350 mm
- 1x bracket, 250 mm
- 1x bracket, 450 mm

Item no.	Dimensions in mm (W x D x H)
03.PT3415	1500 x 930 x 1846
03.PT2000-1	2000 x 930 x 1846



Packing table, double

- 2x basic table (height 820 mm)
- 2x support column
- 1x shelf, 600 mm, perforated
- 1x shelf, 350 mm
- 1x bracket, 250 mm
- 1x bracket, 450 mm

Item no.	Dimensions in mm (W x D x H)
03.PT3418	1500 x 1500 x 1846
03.PT2000-2	2000 x 1500 x 1846



Centre worktop

- Beech multiplex worktop 25 mm

Item no.	Dimensions in mm (W x D x H)
03.20/30.25	2000 x 300 x 25



Table connector with mounting parts

- Without top, centre

Item no.	Dimensions in mm (W x D x H)
03.PT2941	1980 x 300 x 25



Shelf, unperforated

- Complete

Item no.	Dimensions in mm (W x D x H)
03.PT1545	1414 x 350 x 30
03.PT2945	1914 x 350 x 30



Shelf, perforated

- Complete

Item no.	Dimensions in mm (W x D x H)
03.PT1546	1414 x 600 x 30
03.PT2946	1914 x 600 x 30



Support column with mounting

- 60 x 30 x 1026 mm

Item no.	Design
03.PT2943	left
03.PT2944	right



Divider for perforated shelves

Item no.	Dimensions in mm (W x D x H)
03.PT2955	574 x 450 x Ø 8
03.PT2954	574 x 250 x Ø 8



Storage trolley

- 4x drawer, 100 mm
- Central locking with cylinder lock
- Full pull-out 100 %
- Load capacity per drawer 50 kg
- 4x steering caster, Ø 80 mm
- 2x with lock

Item no.	Dimensions in mm (W x D x H)
46.301M80	530 x 500 x 744

Packing tables - workplace systems

Cutting stands

- Cutting stand for cardboard, bubble wrap, foam film, etc.
- Easily exchangeable blade cartridge
- Circular blade for paper, corrugated cardboard, etc.
- Blade knife for foils, soft films and bubble wrap



Unwind stand, mobile

- Max. weight per roll 200 kg
- Max. roll dia. 500 mm

Item no.	Cutting width x D x H in mm
07.23107	750 / 1000 x 600 x 400
07.23110	1000 / 1250 x 600 x 400
07.23112	1250 / 1500 x 600 x 400



Horizontal cutting stand, double

- Outlet height continuously adjustable
- Max. roll dia. 800 mm each
- Max. total weight 130 kg

Item no.	Cutting width x D x H in mm
07.26407	750 / 1090 x 970 x 1740
07.26410	1000 / 1340 x 970 x 1740
07.26412	1250 / 1590 x 970 x 1740
07.26416	1600 / 1940 x 970 x 1740



Attachment cutting device

- Outlet height: 890 mm
- Max. roll dia. 750 mm
- Max. 200 kg

Item no.	Cutting width x D x H in mm
07.55107	750 / 1033 x 250 x 1280
07.55110	1000 / 1283 x 250 x 1280
07.55112	1250 / 1533 x 250 x 1280



Horizontal cutting stand

- Outlet height continuously adjustable
- Max. roll dia. 800 mm
- Max. 100 kg

Item no.	Cutting width x D x H in mm
07.26207N	750 / 1120 x 850 x 1165
07.26210N	1000 / 1370 x 850 x 1165
07.26212N	1250 / 1620 x 850 x 1165
07.26216N	1600 / 1970 x 850 x 1165
07.26218N	1800 / 2170 x 850 x 1165



Table cutting device

- Outlet height: 890 / 1215 mm
- Max. roll dia. 500 mm
- Max. 200 kg

Item no.	Cutting width x D x H in mm
07.25607	750 / 1000 x 360 x 350
07.25610	1000 / 1250 x 360 x 350
07.25612	1250 / 1500 x 360 x 350
07.25716	1600 / 1850 x 360 x 350



Vertical cutting stand

- Max. roll dia. 800 mm
- Max. 200 kg

Item no.	Cutting width x D x H in mm
07.35110	1000 / 800 x 880 x 1300
07.35112	1250 / 800 x 880 x 1550
07.35116	1600 / 800 x 880 x 1900
07.35118	1800 / 800 x 880 x 2100
07.35120	2000 / 800 x 880 x 2300

NEW



Table scales, dual range

- Stainless steel weighing platform
- Substructure powder-coated. Reliable, extremely precise industrial scales including 82 alpha evaluation unit made of stainless steel, protection class IP 67
- Can be used as table and wall unit
- Membrane keypad with 4x short-stroke key
- 1x strain gauge weighbridge can be connected
- 1x serial RS-232 onboard interface
- Integrated 230 V power supply
- Mains plug with 2 m cable
- Strain gauge weighing cell made of anodised aluminium alloy (IP66)
- 2 m measuring cable (fixed connection)
- EC-calibratable Class III
- Weighing range up to 30 kg/10 g, from 30 kg/20g



Item no.	Weighing platform in mm	Weighing range in kg	Increment in g
03.WA098517	500 x 400	60	10/20

Conformity assessment (HKB) for scales up to 60 kg

Item no.
03.WA114223

Counting scales 30kg/1g, non-calibratable

- ABS plastic housing
- Stainless steel weighing platform
- 3x LCD display, digit height 14 mm with blue backlight, membrane keyboard with tactile keys, numeric keypad and acoustic feedback
- Weighing functions: taring, counting, totalising, target weight checking
- Serial RS-232 interface, Sub-D socket for printer connection, acoustic-optical signal
- Optimisation of counting accuracy
- Memory for 200 reference weights
- Battery operation
- Plug-in power supply with 1.5 m cable
- Incl. transparent protective hood
- For counting parts from 0.8 g



Item no.	Weighing platform in mm	Weighing range in kg	Increment in g
03.WA200927	280 x 220	30	1

workalu workplace systems modular construction desk

WA 1

- Standard colour: Anodised natural colours
- Scratch resistant, maintenance-free surface, protected against corrosion
- Simple modular principle through longitudinal grooves for inserting hammer-head bolts and nuts at any desired position
- Front holes in the profiles for joint feet or connecting screws
- Direct lighting, electricity and compressed air supply through the profiles
- Wide range of accessories





Modular construction table frame

- Without cover panel

Item no.	Dimensions in mm (W x D x H)
4345	950 x 590 x 900
4346	950 x 590 x 1000

ESD version

- Without cover panel

Item no.	Dimensions in mm (W x D x H)
4348	950 x 590 x 900
4349	950 x 590 x 1000



Materials trolley

- Bottom: Shelf
- Top: Sheet steel shelf, 465 x 650 mm, edge height 35 mm

Item no.	Dimensions in mm (W x D x H)
2611	750 x 500 x 1295



Modular construction table

- With cover panel and comfort foot rest

Item no.	Dimensions in mm (W x D x H)
4322	950 x 590 x 900
4323	950 x 590 x 1000

ESD version

- With cover panel and comfort foot rest

Item no.	Dimensions in mm (W x D x H)
4324	950 x 590 x 900
4325	950 x 590 x 1000





Desk construction table frame

- Without cover panel

Item no.	Dimensions in mm (W x D x H)
4351	950 x 590 x 900
4352	950 x 590 x 1000

ESD version

- Without cover panel

Item no.	Dimensions in mm (W x D x H)
4354	950 x 590 x 900
4355	950 x 590 x 1000



Desk construction table

- With cover panel and comfort foot rest

Item no.	Dimensions in mm (W x D x H)
4328	950 x 590 x 900
4329	950 x 590 x 1000

ESD version

- With cover panel and comfort foot rest

Item no.	Dimensions in mm (W x D x H)
4330	950 x 590 x 900
4331	950 x 590 x 1000

workalu workplace systems





Other versions on request

Table frame with chipboard panel

- 1 mm melamine resin coating
- PVH edging
- Light grey
- Profile dimension 50 x 50 mm
- 4x levelling feet



Item no.	Dimensions in mm (W x D x H)
4865	1400 x 800 x 900
4866	1500 x 800 x 900
4867	1600 x 800 x 900
4868	1800 x 800 x 900
4869	2000 x 800 x 900
4870	1400 x 800 x 800
4871	1500 x 800 x 800
4872	1600 x 800 x 800
4873	1800 x 800 x 800
4874	2000 x 800 x 800
4875	1400 x 800 x 1000
4876	1500 x 800 x 1000
4877	1600 x 800 x 1000
4878	1800 x 800 x 1000
4879	2000 x 800 x 1000

Table frame with ESD conductive tabletop

- 1 mm melamine resin coating
- PVH edging
- Light grey
- Profile dimension 50 x 50 mm
- 4x levelling feet

ESD



Item no.	Dimensions in mm (W x D x H)
4881	1400 x 800 x 900
4882	1500 x 800 x 900
4883	1600 x 800 x 900
4884	1800 x 800 x 900
4885	2000 x 800 x 900
4886	1400 x 800 x 800
4887	1500 x 800 x 800
4888	1600 x 800 x 800
4889	1800 x 800 x 800
4890	2000 x 800 x 800
4891	1400 x 800 x 1000
4892	1500 x 800 x 1000
4893	1600 x 800 x 1000
4894	1800 x 800 x 1000
4895	2000 x 800 x 1000



Support column with beam

- Height 1400 mm

Item no.	Beam in mm
2140	550
2141	600
2142	650



Tray

- Width 850 mm

Item no.	Depth in mm
2475	260
2476	360



Drink holder

- Width 850 mm

Item no.
2494



Bracket for C-rail

Item no.
2163



Brake glider

Item no.
2165



Roller with snap hook

Item no.
2166



C-rail equipment rail

Item no.	Length in mm
2148	1200
2149	1400
2150	1500
2151	1600
2152	1800
2153	2000



C-rail

Item no.	Length in mm
2162	3000



Stopper

Item no.
2168

ESD **E**lectro**S**tatic**D**ischarge





Overview Page 418



NEW

Measuring and test devices Page 421



ESD-workergo Page 424



ESD-workraster Page 427



ESD-workline Page 428





NEW

EDS accessories Page 429



ESD parts trolley Page 439



ESD chairs Page 440



ESD shelving Page 444

Overview

ESD

ESD stands for electrostatic discharge. A large potential difference causes a spark or disruptive discharge, which produces high electric voltage pulses in electronic devices.

Humans first feel an electrostatic charge from 3000 volts, and in most cases the discharge is harmless, with the moment of shock being the worst part.

When is ESD dangerous?
Sparking can already occur at 10000 volts and can cause explosions if flammable liquids or gases are being handled. Static electricity is produced, for example, when running on a carpeted floor, whereby a person can become charged to approx. 30000 volts in some cases.

The effects of ESD are insidious, meaning that the damage is not immediately visible, and the causer often does not notice it. The consequences can become costly, especially if the assembly is installed in devices for sensitive applications. Sensitive components can be destroyed from just 40 volts.

EPA offers protection against ESD!

EPA = Electrostatic Protected Area

A work area equipped with ESD protective measures where electrostatically sensitive components can be handled without damaging them.

A comprehensive EPA protection area includes the following areas:
- Workstation
- Personal grounding
- Tools
- Markings
- Measurement technology
- Storage/containers
- Flooring

The ESD standard DIN EN 61340-5-1 applies to electronics production facilities.
All products listed here comply with this standard.



Four golden rules for dealing with ESD

1. Always presume that all active components are ESD-sensitive.
2. Only touch electronic components in ESD protection areas (EPA) and then only when you are properly grounded.
3. Store and transport ESD-sensitive components in ESD protective containers.
4. Regularly check the ESD protection system.

Observe the principle *"No charge, no discharge".*

Making as few movements as possible and using ESD-safe equipment reduces the risk of a static charge on people to a minimum.

ESD GLOSSARY

A

Bleeder resistance:
Measurement between an earthing point and the electrodes on a surface.
Antistatic:
The "electrostatic charge reduction property", could be a special type of plastic, for example.
Workstation
The ESD-protected workstation should be ergonomically adaptable. Electrostatic charge is dissipated via the worktop and a earthing cable so that the workstation remains charge-neutral.

D

Dissipative:
Surface resistance of materials between 10^5 and 10^{12} Ω.

E

EPA:
Electrostatic protected area, a work area where electrostatically sensitive components can be handled without damaging them.
Earthing:
Discharge of electric currents into the ground.
Earthing point:
Central point (e.g. on a worktop) that is connected to the building's earthing.
ESD:
The phenomenon of electrostatic discharge.
ESDS:
Electrostatic discharge sensitive devices.

F

Flooring
The flooring should be conductive and comply with the required limit values specified in DIN EN 61340-5-1. When cleaning ESD flooring, use only cleaning agents that do not form layers so that the conductivity values remain within the desired range. If only individual workstations are set up as EPAs, ESP floor mats or tiles can also be earthed.

I

IC:
Integrated circuit, microchip, e.g. microprocessor.
Ionisation:
Removal of charged particles (e.g. electrons) from a material such as air. Ionisation devices can neutralise electrostatic charges by distributing ionised air.
Isolator:
Materials that have a high surface resistance of at least 10^{12} Ω. Static charges remain in a part of these materials for a long time without discharging (plastic, glass, air).

L

Storage/containers
Conductive ESD shelving and containers for transporting and storing components protect endangered components. Assembly trolleys should be fitted with conductive wheels.
Conductivity:
Ability of a material to conduct electrical current, e.g. metals.

M

Markings
Markings on the flooring indicate ESD protection areas. Signs and labels indicating potentially endangered components and assemblies are also important.
Measurement technology
Protective device must be metrologically tested regularly. When entering an EPA, measurements and regular personal inspections must be performed. Work benches, floor mats and earthing connections should be checked monthly and ESD monitoring instruments should be checked annually.
The respective bleeder resistances should have the following values: Worktop: between 7.5 x 10^5 Ω and 10^9 Ω, Flooring: less than 10^9 Ω, Chair/standing aid: less than 10^{10} Ω, Tool: less than 10^{12}Ω.

N

Standards:
IEC 61340-5-1 Protection of electronic devices from electrostatic phenomena - General requirements
IEC 61340-5-2 Protection of electronic devices from electrostatic phenomena - User guide
IEC 61340-4-1 Electrical resistance of floor coverings and installed floors
ANSI/ESD S20.20.-1999 Protection of Electrical and Electronic Parts, Assemblies and Equipment
ANSI/ESD S541-2003 Packaging materials for ESD sensitive items

O

Surface resistance:
Resistance between two points on a surface, measured using a megohmmeter and two electrodes.

P

Personal grounding
People are the main source of electrostatic charges. Shoes and a wrist strap with an earthing cable should be mandatory for employees in electronics production. Wrist strap and shoe testers facilitate the daily inspection of EPA effectiveness. The chair or standing aid should also have ESD protection.

S

Current:
Unit [A] ampere, formula symbol: I, flow of (mostly negative) charge carriers.
Voltage:
Unit [V] volt, formula symbol: U, maintains the electrical current in a closed circuit and is thus the cause for the flow of current.

W

Resistance:
Unit [Ω] Ohm, formula symbol: R, indicates what voltage is required to cause a particular current to flow through an electrical conductor.

Overview

ESD

To be able to ensure the reliability and quality of current electronic products, it is necessary to observe the most important **HANDLING REGULATIONS** when processing electrostatic discharge sensitive devices (ESDS):

1. ESDS may only be processed at electrostatic protection workstations (EPA)!
2. Ensure a constant "smooth" potential equalisation!
3. Ensure personal grounding via wrist and shoe earthing!
4. Ensure conductive, closed clothing!
5. Avoid electrostatic chargeable materials such as normal PE, PVC, polystyrene , etc.!
6. ESDS must not be exposed to electrostatic fields > 100 V/cm!
7. Only use labelled and defined packaging and transport materials!
8. Employee training!

Standard colours
All ESD products on pages 424-428 have an eco-friendly, conductive powder coating.
Here you can see our 7 standard colours, which may deviate slightly from the standard RAL colours due to the pigmentation.


RAL 1023
Traffic yellow


RAL 3003
Ruby red


RAL 5010
Gentian blue


RAL 5012 Light
blue


RAL 7035
Light grey


RAL 7038
Agate grey


RAL 9005
Jet black

ESD guidelines at a glance: DIN EN 61340-5-1

Last updated in July 2017, DIN EN 61340-5-1 is the standard dealing with electrostatic charge in connection with technical devices. Official title of this ESD standard: "Protection of electronic devices from electrostatic phenomena". As part of the international series of standards 61340, which deals with electrostatics in all areas, it is of significance for many industrial companies. Essentially, DIN EN 61340-5-1 contains the requirements that companies must place on their design, concept, creation, setup and maintenance processes for the effective management of electrostatic charges.

The requirements formulated are directly related to electrical parts, components or devices that are manufactured, further processed, packaged, operated or handled in any other way and that can be damaged by electrostatic charges. Adherence to ESD guidelines for companies with sensitive production areas such as clean rooms is of particular importance. Sources of electrostatic charge are also considered in DIN EN 61340-5-1. For example, certain material combinations, gases, impurities or the employees themselves unknowingly produce such charges.

Standard-compliant industrial chairs ensure product safety
In clean rooms compliance with such ESD guidelines should always have top priority. It therefore not only makes sense to orient clean room chairs and industrial chairs to this requirement, but also to prevent the occurrence of electrostatic charges to the greatest extent possible by means of suitable further measures. Companies from the electrical industry should already have a great operational interest in implementing such standards, e.g. DIN EN 61340-5-1, as precisely as possible and striving for their optimal integration into operational workflows.

- Tests personal bleeder resistances for wrist strap and footwear grounding systems to monitor access to electrostatic protection areas (EPAs)
- The test result is signalled visually and audibly. An additional potential-free relay contact makes it possible to control a door opener or turnstile, for example, to control access
- Voltage is supplied by an integrated battery or a plug-in power supply
- Tests wrist strap grounding
- Simultaneous testing of right and left shoe possible thanks to separate measuring circuits
- In combination with entry control systems (e.g. turnstiles), footwear measurements can be performed in hands-free mode without pressing the button
- Test voltage 30, 50 or 100 volts (standard setting)
- The lower limit values can be deactivated
- Can be used as a table-top or wall-mounted device (as a wall-mounted device, the optional wall bracket is required)
- Limit values can be adjusted using a DIP switch



Test station mat
830 x 680 x 13 mm

Footwear testing electrode for separate measuring, left and right shoe
Dimensions: 350 x 500 mm

Magnetic document holder made of IDP-STAT- PVC in DIN A3 format. Can be used for various labelling options.



Personnel Grounding PGT®120

- Scope of delivery: Footwear testing electrode, works calibration certificate, instructions for use (German/English), 9 V battery, 230 V AC plug-in power supply

	Item no.	Type
1	EPGT120	Personnel Grounding Tester PGT®120
	EPGT120.WK	Wall bracket for PGT®120 and PGT®120.COM made of stainless steel (not illustrated)

Personnel Grounding accessories

	Item no.	Type
2	EPGT120.CU	Calibration unit for PGT®120 and PGT®120.COM for on-site testing, incl. works calibration certificate
3	EPGT120.12.S	Test station mat with yellow leading edge

PGTest Station

- Powder coating in the colours depicted
- Test station for the PGT®120
- Dimensions: 590 x 730 x 1700 mm (W x D x H)
- PGT®120 not included in the scope of delivery

Item no.	Type
EPGT120.TEST	PGTest Station for PGT®120 / PGT®120.COM with magnetic document holder made of IDP-STAT-PVC in A3

METRISO® B530 measuring lit

NEW

ESD

Metriso® B530 – MEASURING KIT

- For measuring point-to-point and bleeder resistances in accordance with DIN EN 61340-4-1 and DIN EN 61340-2-3 (VDE 0300, Part 4-1 / 2-3)
- For measuring the system resistance of human/footwear/flooring systems in accordance with DIN EN 61340-4-5 (VDE 0300, Part 4-5)
- Additional low-ohmic measuring range of 1 Ω - 10 kΩ for testing earthing measures, digital and analogue measurement display, as bar graph or pointer
- Optical signalling of the voltage measuring range with red and green LED
- External voltage detection with red LED
- **Measuring voltage:** DC 10 V, 100 V, 500 V
- **Resistance measuring range:** 1 Ω to 199 GΩ
- **Mode of operation:** Battery operation
- **Electrodes:** 2x model 870: 1x hand electrode – model 45 1x extension set for electrode 870
- **Dimensions:** 225 x 130 x 140 mm (WxDxH)
- **Weight (complete KIT):** 9 kg







Electrode model 870



Extension set for electrode 870

Measuring and test instrument Metriso® B530

- 2x measuring electrode model 870 according to DIN EN 61340-4-1/2-3
- 1x hand electrode model 45 according to DIN EN 61340-4-5
- 1x extension set for electrode 870
- Conductive carry case

Item no.	Type
EB530.MK	Metriso® B530 complete measuring kit
ES530.G	Metriso® B530 measuring instrument with measuring cables



Optional accessories

Item no.	Type
E2000.TR50	Cable drum 50 m, with unwinder for ground measurements
E2000.ML	Spare measuring cable set (com/shield + positive cable)

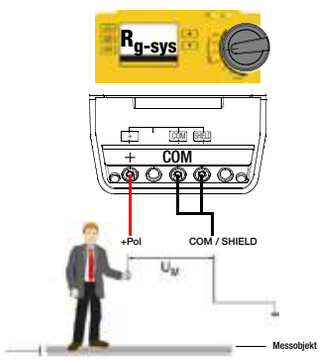

Measurement: $R_{G\ system}$
Personal bleeder resistance (human/shows/flooring) to protective earth

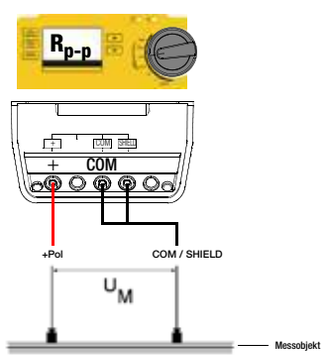

Measurement: R_{P-P}
Point-to-point resistance

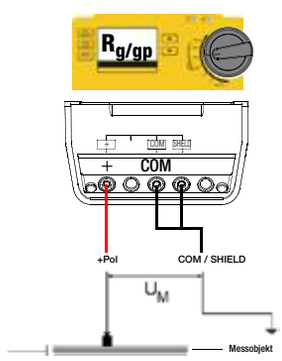

Measurement: R_G
Bleeder resistance to protective earth



Handheld meter for testing **conductive surfaces**. Test values displayed on LCD display. Delivery includes conductive carry case, earthing cable, USB cable, works calibration certificate and readout software for stored test data.

- **Measuring range:** 10^3 - 10^{12} ohm
- **Measuring voltage:** Open-circuit voltage 100 V
- **Mode of operation:** Battery operation
- **Display:** LCD display
- **Electrodes:** Bar electrode with conductive rubber

- With data storage and USB interface to PC
- Connection of 2 external electrodes possible





Example application





Surface resistance meter SRM®200

Item no.	Type
ESRM200.K	Handheld meter with case

Veribox

- The Veribox contains resistors for testing high-resistance measuring devices prior to use
- 3 different resistors for testing measuring devices
- Each resistance has a separate plug connection

Item no.
E7100.VB

ESD workplaces

C-foot workergo with basic frames - conductive





- ESD conductive worktop, 30 mm

Item no.	Dimensions in mm (WxDxH)
E07.24.15.30	1500 x 750 x 30
E07.24.20/30	2000 x 750 x 30

- C-foot basic frame
- Conductive, powdered

Clamp fixing	Item no.	Dimensions in mm (W x D x H)
 kg 200	EC150KL75G	1500 x 750 x 670 – 1015
	EC200KL75G	2000 x 750 x 670 – 1015

Crank adjustment	Item no.	Dimensions in mm (W x D x H)
 kg 200	EC150KU75G	1500 x 750 x 670 – 1015
	EC200KU75G	2000 x 750 x 670 – 1015

Electric height adjustment, 1 motor	Item no.	Dimensions in mm (WxDxH)
 kg 180	EC150E175G	1500 x 750 x 670 – 1015
	EC200E175G	2000 x 750 x 670 – 1015

Electric height adjustment, 2 motors	Item no.	Dimensions in mm (WxDxH)
 kg 300	EC150E275G	1500 x 750 x 670 – 1015
	EC200E275G	2000 x 750 x 670 – 1015





- ESD conductive worktop, 30 mm

Item no.	Dimensions in mm (WxDxH)
E07.24.15.30	1500 x 750 x 30
E07.24.20/30	2000 x 750 x 30
E03.1590.30	1500 x 900 x 30
E03.2090.30	2000 x 900 x 30

- 4-foot basic frame
- Conductive, powdered

Clamp fixing	Item no.	Dimensions in mm (WxDxH)
 kg 200	E4150KL75G	1500 x 750 x 670 – 1015
	E4200KL75G	2000 x 750 x 670 – 1015
	E4150KL90G	1500 x 900 x 670 – 1015
	E4200KL90G	2000 x 900 x 670 – 1015
Crank adjustment	**Item no.**	**Dimensions in mm (WxDxH)**
 kg 200	E4150KU75G	1500 x 750 x 670 – 1015
	E4200KU75G	2000 x 750 x 670 – 1015
	E4150KU90G	1500 x 900 x 670 – 1015
	E4200KU90G	2000 x 900 x 670 – 1015
Electric height adjustment, 1 motor	**Item no.**	**Dimensions in mm (WxDxH)**
 kg 180	E4150E175G	1500 x 750 x 670 – 1015
	E4200E175G	2000 x 750 x 670 – 1015
	E4150E190G	1500 x 900 x 670 – 1015
	E4200E190G	2000 x 900 x 670 – 1015
Electric height adjustment, 2 motors	**Item no.**	**Dimensions in mm (WxDxH)**
 kg 300	E4150E275G	1500 x 750 x 670 – 1015
	E4200E275G	2000 x 750 x 670 – 1015
	E4150E290G	1500 x 900 x 670 – 1015
	E4200E290G	2000 x 900 x 670 – 1015

ESD workplaces

C-foot table – conductive



1 workergo C-foot
- Worktop, conductive, 1500 x 750 x 30 mm
- Height adjustment by crank
- Energy board with 2x 2 earthed sockets, 1x network socket, 1x compressed air 1/4"

Item no.	Dimensions in mm (WxDxH)
ESDC150KU75G	1500 x 750 x 700 – 1045

2 Parts trolley
- ESD version, 4x steering caster, thereof 2 with locks, Ø 125 mm
- 1x shelf 320 mm, 1x container strip with boxes
- 12x box: 210 x 330 x 200 mm
- 6x box: 150 x 230 x 125 mm

Item no.	Dimensions in mm (WxDxH)
E07.8310.08K	1000 x 800 x 1476

3 Rotary plate with locking mechanism
- With ribbed rubber mat
- With locking mechanism every 45°

Item no.	Dimensions in mm
E07.60.31	Ø 380, conductive
E07.60.32	Ø 500, conductive



workergo C-foot
- Conductive, powdered
- Worktop, conductive, 1500 x 750 x 30 mm
- Height-adjustable

Multi-board setup
- 2x support column
- 1x perforated wall
- 2x shelf 220 mm, 1x shelf 320 mm
- Pivot arm with keyboard platform, pivot arm with shelf
- Overhead frame with equipment rail and lighting 2x 36W

Item no.	Dimensions in mm (WxDxH)	Height adjustment
EC150KL75-05	1500 x 750 x 700 – 1045	Clamp fixing
EC150KU75-05	1500 x 750 x 700 – 1045	Crank adjustment
EC150E175-05	1500 x 750 x 700 – 1045	Electric, 1 motor, load capacity 180 kg
EC150E275-05	1500 x 750 x 700 – 1045	Electric, 2 motors, load capacity 300 kg

Supplied without boxes, hooks and decoration



WE V

ESD

Erg

workergo 4-foot
- Conductive, powdered
- Worktop, conductive, 1500 x 750 x 30 mm
- Height-adjustable

Multi-board setup
- 2x support column
- 1x energy bar with 3x earthed sockets and on/off switch
- 2x perforated wall
- 1x shelf, 320 mm
- 1x pivot arm with shelf
- 1x pivot arm with laptop shelf
- Overhead frame with equipment rail and lighting 2x 36W

Item no.	Dimensions in mm (WxDxH)	Height adjustment
E4150KL75-04	1500 x 750 x 700 – 1045	Clamp fixing
E4150KU75-04	1500 x 750 x 700 – 1045	Crank adjustment
E4150E175-04	1500 x 750 x 700 – 1045	Electric, 1 motor, load capacity 180 kg
E4150E275-04	1500 x 750 x 700 – 1045	Electric, 2 motors, load capacity 300 kg



WR E

ESD

Erg

workraster
- Conductive, powdered
- Worktop, conductive, 1500 x 750 x 30 mm

Multi-board setup
- 2x support column
- 1x energy board with 4x earthed sockets
- 2x perforated wall
- 1x shelf, 320 mm
- Overhead frame with equipment rail and lighting 2x 36W

Item no.	Dimensions in mm (WxDxH)
E07.899.01	1500 x 800 x 2070

Supplied without boxes, hooks and decoration

ESD workplaces

Basic tables - conductive



workline basic table, 1500 mm
- Conductive, powdered
- Worktop, conductive, 1500 x 750 x 30 mm
- Height-adjustable

Multi-board setup
- 2x support column
- 1x magnetic wall
- 1x perforated wall
- 2x inclinable shelf 320 mm
- Overhead frame with equipment rail and lighting 2x 36W

Item no.	Dimensions in mm (WxDxH)	Height adjustment
E07.75.KLMW	1500 x 750 x 765 – 1135	Clamp fixing
E07.75.KUMW	1500 x 750 x 765 – 1135	Crank adjustment
E07.75.KHEMW	1500 x 750 x 765 – 1135	Electrical



workline basic table, 1500 mm
- Conductive, powdered
- Worktop, conductive, 1500 x 750 x 30 mm
- Height-adjustable, tabletop form 765 – 1135 mm

1x superstructure frame
- 1x tripod with 2x earthed sockets and 1x halogen lamp
- 1x pivot arm with shelf
- 1x pivot arm with perforated/slotted wall
- 1x drawer block with inside support
- 1x footrest

Item no.	Dimensions in mm (WxDxH)	Height adjustment
E07.75.KLST	1500 x 750 x 765 – 1135	Clamp fixing
E07.75.KUST	1500 x 750 x 765 – 1135	Crank adjustment
E07.75.KHEST	1500 x 750 x 765 – 1135	Electrical

Supplied without boxes, hooks, rotary plate and decoration

1



Table cover
- 610 x 900 mm (WxD)

Item no.
E07.24.03

2



Earthing module
- With 2 m smooth cable
- 4 mm eyelet, without resistance

Item no.
E07.24.05

8



Connection examples for earthing terminal strip on the rear



3



Earthing cable, 1.5 m
- For table/floor coverings, 1 MOhm safety resistor
- 10 mm snap fastener/4 mm eyelet, 3 m

Item no.
E07.24.07

4



Spiral cable
- Highly elastic, 2.4 m long, 2x 1 MOhm safety resistance
- Earthing contact connection: 10 mm snap fastener
- Typical resistance R = 2x 10^6 Ohm

Item no.
E07.24.04

5



Earthing box
- As earth bonding point (EBP) for personal grounding, earthing cable
- 2 m long, connection type: 4 mm eyelet, 1 MOhm safety resistor per connection
- 2x 10 mm snap fastener connection
- 1x 4 mm safety socket

Item no.
E07.24.01

6



Wrist strap
- 3 mm snap fastener

Item no.
E07.24.02

7



Floor mat
- Ecostat® Mega - 3.5 Rubber
- 1220 x 1660 x 3.5 mm (W x D x H)

Item no.
E07.24.08

8



Earthing terminal strip

Item no.
E07.24.09

Floor coverings

ECOSTAT® standard floor mats

Flooring material for DIY loose laying
Two-layer composite tile flooring
- Volume conductive
- Abrasion-resistant
- Conductive, elastic backing, adapts to the substrate
- Backing with waffle structure for installation on problematic substrates (e.g. residual moisture)
- Suitable for chair castors
- Suitable for forklifts
- Reusable
- Self-laying | **Easy laying thanks to click system**
- Easy handling using woodwork tools
- Can be walked on during laying, therefore very short downtimes
- Colour: Grey
- Typical bleeder resistance $R_{gp} = 10^4 – 10^5$ ohm



Transition (optional)
- Adhesive, easy laying thanks to click system

Item no.	Standard dimension in mm	Packaging unit
E1310PF701R	1220 x 65	1



Corner joint (optional)
- Adhesive

Item no.	Standard dimension in mm	Packaging unit
E1310PF701RES	711 x 65	2



Puzzle tile

Item no.	Dimensions in mm (WxDxH)	Packaging unit
E1310.PF.701	469 x 469 x 8.5	12
E1310.PF.ESD	469 x 469 x 8.5 with ESD logo	1

Standard floor mat
- Rounded corners
- 2x 10 mm snap fastener connection
- Max. roll length 10 m



Incl. earthing cable with protective cap, with 10 mm snap fastener, 4 mm eyelet, 1 MOhm safety resistor, 4.5 m long

ECOSTAT® Mega - 3.5 Rubber
- Adhesive

Item no.	Dimensions in mm (WxDxH)
E1250.681	1220 x 1650 x 3.5
E1250.682	1220 x 2500 x 3.5

ECOSTAT® Duo - 2.0 PVC
- Adhesive

Item no.	Dimensions in mm (WxDxH)
E47002.S	1500 x 1200 x 2
E47002.L	1500 x 2000 x 2



ECOSTAT® anti-fatigue mats
- Improved walking, turning and standing properties
- Tread can be quickly extended as desired using puzzle technology
- Customer-specific dimensions also possible lateral and longitudinal directions with puzzle technology
- Smallest configuration: 2 end tiles
- Blister diameter: 8 mm

Item no.	Dimensions in mm (WxDxH)
E06500940VE	End tile: 650 x 940 x 13 incl. 10 mm snap fastener
E06500910VM	Middle tile: 650 x 910 x 13
E307.B1.Z	Custom size on request

ECOSTAT® table mat

- Two-layer composite flooring
- Rugged synthetic rubber
- Resistant to solder and heat
- Abrasion-resistant
- Halogen-free
- Permanently elastic
- Volume conductive
- Material thickness: 2 mm
- Typical bleeder resistance $R_{gp} = 10^6 – 10^7$ ohm
- Includes: 2x 10 mm snap fastener,
  *Rounded corners (radius approx. 43 mm)





Table cover

Item no.	Colour	Dimensions in mm (WxD)
E1402.663.L*	Platinum grey	610 x 1220
E1402.663.S*	Platinum grey	610 x 900
E1402.663.R	Platinum grey	Rolls: 1220 x 10000



Table cover

Item no.	Colour	Dimensions in mm (WxD)
E1402.665.L*	Light blue	610 x 1220
E1402.665.S*	Light blue	610 x 900
E1402.665.R	Light blue	Rolls: 1220 x 10000



Table cover

Item no.	Colour	Dimensions in mm (WxD)
E1402.662.L*	Beige	610 x 1220
E1402.662.S*	Beige	610 x 900
E1402.662.R	Beige	Rolls: 1220 x 10000

ECOSTAT® shelf mat



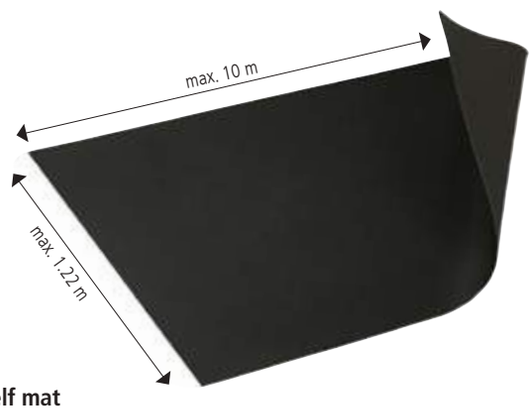

Rubber mat

- Carbon-loaded, permanently conductive
- Mat for transport trolleys and shelving
- Fine-ribbed, low-wear synthetic rubber
- Slip-resistant
- Material thickness: 3 mm
- Typical bleeder resistance $R_{gp} = 10^6 – 10^7$ ohm

Item no.	Colour	Dimensions in mm (WxD)
E1451.7206.R	Black	Rolls: 1220 x 10000

Shelf mat

- Two-layer composite flooring
- Rugged synthetic rubber
- Resistant to solder and heat
- Abrasion-resistant
- Halogen-free
- Permanently elastic
- Volume conductive
- Material thickness: 1.5 mm
- Typical bleeder resistance $R_{gp} = 10^6 – 10^7$ ohm



Item no.	Colour	Dimensions in mm (WxD)
E1452.659.R	Black	Rolls: 1220 x 10000

Labels for ESD workplaces

Adhesive, PVC film



Labels for ESD workplaces

- Adhesive, PVC film

Item no.	Dimensions in mm	Packaging unit
1 E2850.4090.DE	40 x 90	100 pieces
2 E2850.2040	20 x 40	30 pcs./sheet
3 E2850.3025	30 x 25	50 pcs./sheet
4 E2850.3030.R	30 x 30	30 pcs./sheet
5 E2850.6035.D	60 x 35	30 pcs./sheet
5 E2850.6035.E	60 x 35	30 pcs./sheet
6 E2850.B.4090	40 x 90	15 pcs./sheet
7 E6035.19.D	15 x 15	30 pcs./sheet for 2019
7 E6035.19.E	15 x 15	30 pcs./sheet for 2019
8 E6035.20.D	15 x 15	30 pcs./sheet for 2020
8 E6035.20.E	15 x 15	30 pcs./sheet for 2020
9 E2850.10	Ø 10	250 pcs./sheet

(D = German, E = English)

10



Door label

11



12



13



14



15



16



Labels for ESD workplaces and doors

- Adhesive, PVC film

Item no.	Dimensions in mm	Packaging unit
10 E300500.R.DE	300 x 500	1 piece
10 E150300.R.DE	150 x 300	1 piece
11 E300500.D	300 x 500	1 piece
12 E300500.E	300 x 500	1 piece
11 E150300.D	150 x 300	1 piece
12 E150300.E	150 x 300	1 piece

(D = German, E = English)

Labels for ESD workplaces

- Plastic label

Item no.	Dimensions in mm	Packaging unit
11 E300500.KS.D	300 x 500	1 piece
12 E300500.KS.E	300 x 500	1 piece

(D = German, E = English)

Floor marking sticker/ESD measuring point

Item no.	Dimensions in mm	Packaging unit
13 E2822.1.MPDE	outer dia. 130, inner dia. 70 Thickness: 300 µ, PVC	10 pieces

Floor marking sticker

Item no.	Dimensions in mm	Packaging unit
14 E2822.1.EPA	150 x 75, thickness: 300 µ PVC	10 pieces

Floor marking tape

- Adhesive, width: 50 mm

Item no.	Dimensions in mm	Packaging unit
15 E2822.1.5025	Thickness: 300 µ, PVC	25 m roll

Floor marking tape, conductive version

- Adhesive, width: 50 mm
- Typical point-to-point resistance $R_{p\text{-}p} = 10^6 – 10^8$ ohm

Item no.	Dimensions in mm	Packaging unit
16 E2822.3.5033	Thickness: 300 µ, PVC	25 m roll

TARIFOLD IDP-STAT®

Wall bracket system with document holder frames for the dirt-free storage of information sheets.





Wall bracket

- Stainless steel bracket for wall mounting
- Bracket for 10 document holder frames

Item no.	Type
E5600.100	Wall bracket with 10 document holder frames
E5600.100.1	Wall bracket not included



DIN A4 document holder frame

- IDP-STAT® film material
- Permanently conductive IDP film
- Colour: clear, transparent
- Frame colour: black
- With ESD labelling
- Typical surface resistance $R_{gp} = 10^9 – 10^{10}$ ohm

Item no.	Type
E5600.324	VPE 10 document holder frames



Stainless steel table stand

Item no.	Type
E5600.101	Table stand with 10 document holder frames



Telescopic table holder

- Painted metal frame
- Stepless height adjustment
- Supplied without document holder frames
- Span of table clamp 60 mm

Item no.	Type
E5600.120	Compatible with wall bracket item no. E5600.100



DIN A4 document holders

- IDP-STAT® film material
- Permanently conductive IDP film
- Colour: clear, transparent
- Frame colour: black
- With ESD labelling
- Typical surface resistance $R_{gp} = 10^9 – 10^{10}$ ohm

Item no.	Type
E5600.325	VPE 10 document holders

Open fronted storage bins – conductive

- Carbon-loaded, permanently volume conductive polypropylene
- Improved removal opportunity due to rounded corners
- With ESD labelling
- Typical surface resistance $R_{gp} = 10^4 – 10^5$ ohm



Back side



Item no.	External dimensions in mm (WxDxH)	Internal dimensions in mm (WxDxH)	Usable height/stack in mm	Packaging unit
E5320.FA3Z	200 x 350 x 145	182 x 280 x 127	127	12
E5320.FA4	145 x 235 x 125	127 x 180 x 108	108	25
E5320.FA5	100 x 175 x 75	87 x 129 x 67	67	42

- E5320.2 and E5320.3 include a handle



Item no.	External dimensions in mm (WxDxH)	Internal dimensions in mm (WxDxH)	Usable height/stack in mm	Packaging unit
E5320.2	300 x 500 x 200	280 x 425 x 183	183	6
E5320.3	200 x 350 x 200	182 x 280 x 185	185	8
E5320.3Z	200 x 350 x 145	182 x 280 x 127	127	12
E5320.4	145 x 235 x 125	127 x 180 x 108	108	27
E5320.5	100 x 175 x 75	87 x 129 x 67	67	40
E5320.6	100 x 95 x 50	87 x 60 x 44	44	50

- With separator



Item no.	External dimensions in mm (WxDxH)	Internal dimensions in mm (WxDxH)	Usable height/stack in mm	Packaging unit
E5320.6D	100 x 95 x 50	87 x 60 x 44	44	50

IDP-STAT® open fronted storage bins – conductive

- Permanently volume conductive polypropylene
- Made of Inherently Dissipative Polymer (IDP-STAT®)
- Stackable
- With ESD labelling
- Typical surface resistance $R_{gp} = 10^9 – 10^{10}$ ohm

- Red



Item no.	External dimensions in mm (WxDxH)	Internal dimensions in mm (WxDxH)	Usable height/stack in mm	Packaging unit
E5321.R.4	145 x 235 x 125	127 x 180 x 108	108	27
E5321.R.5	100 x 175 x 75	87 x 129 x 67	67	40
E5321.R.6	100 x 95 x 50	87 x 60 x 44	44	50

- Yellow



Item no.	External dimensions in mm (WxDxH)	Internal dimensions in mm (WxDxH)	Usable height/stack in mm	Packaging unit
E5321.Y.4	145 x 235 x 125	127 x 180 x 108	108	27
E5321.Y.5	100 x 175 x 75	87 x 129 x 67	67	40
E5321.Y.6	100 x 95 x 50	87 x 60 x 44	44	50

Other sizes and colours on request.

Labels for open fronted storage bins



Item no.	Suitable for open fronted storage bins	Dimensions in mm (WxD)	Packaging unit
E5320.2.ET	5320.2	82 x 42	100
E5320.3.ET	5320.3	79 x 43	100
E5320.3Z.ET	5320.3Z	79 x 30	100
E5320.4.ET	5320.4 / 5321.R.4 / 5321.Y.4	80 x 29	100
E5320.5.ET	5320.5 / 5321.R.5 / 5321.Y.5	79 x 20	100
E5320.6.ET	5320.6 / 5321.R.6 / 5321.Y.6	79 x 13	100
E5320FA2.3ET	5320.FA2 / 5320.FA3	98 x 43	100
E5320FA3Z.ET	5320.FA3Z	101 x 30	100
E5320.FA4.ET	5320.FA4	74 x 23	100
E5320.FA5.ET	5320.FA5	53 x 15	100

Storage and transport containers - conductive

Storage containers - conductive

- Carbon-loaded, permanently volume conductive polypropylene
- Stackable
- Palette modular size
- With ESD labelling
- Closed handle
- Typical surface resistance $R_{gp} = 10^4 – 10^5$ ohm

Item no.	External dimensions in mm (WxDxH)	Internal dimensions in mm (WxDxH)	Usable height/stack in mm
E5310.05	200 x 300 x 120	170 x 270 x 117	106
E5310.10	300 x 400 x 120	255 x 355 x 115	104
E5310.14	300 x 400 x 170	255 x 355 x 165	152
E5310.20	300 x 400 x 220	255 x 355 x 217	204
E5310.25	300 x 400 x 270	255 x 355 x 265	252
E5310.31	300 x 400 x 320	255 x 355 x 317	304



Item no.	External dimensions in mm (WxDxH)	Internal dimensions in mm (WxDxH)	Usable height/stack in mm
E5310.15	400 x 600 x 75	355 x 555 x 70	56
E5310.24	400 x 600 x 120	355 x 555 x 115	104
E5310.33	400 x 600 x 150	355 x 555 x 145	131
E5310.34	400 x 600 x 170	355 x 555 x 165	152
E5310.42	400 x 600 x 220	355 x 555 x 215	204
E5310.50	400 x 600 x 236	355 x 555 x 231	214
E5310.55	400 x 600 x 280	355 x 555 x 275	261
E5310.70	400 x 600 x 336	355 x 555 x 332	314
E5310.80	400 x 600 x 420	355 x 555 x 415	397





Lid with hooks

Item no.	External dimensions in mm (WxD)
E5310.43	400 x 300 lid, loose
E5310.64	600 x 400 lid, loose



Lid with hooks

Item no.	External dimensions in mm (WxD)
E5310.43.PU	400 x 300 lid, loose, with conductive, soft PU foam
E5310.64.PU	600 x 400 lid, loose, with conductive, soft PU foam





Hinge

Hinged lid

Item no.	External dimensions in mm (WxD)
E5310.32.S	300 x 200 lid, loose
E5310.43.S	400 x 300 lid, loose

IDP-Stat® storage and transport containers - conductive

- Permanently volume conductive polypropylene
- Made of Inherently Dissipative Polymer (IDP-STAT®)
- Stackable
- Palette modular size
- With ESD labelling
- Closed handle
- Typical surface resistance $R_{gp} = 10^9 – 10^{10}$ ohm

- Yellow

Item no.	External dimensions in mm (LxWxH)	Internal dimensions in mm (LxWxH)	Usable height/stack in mm
E5311.Y.10	300 x 400 x 120	255 x 355 x 115	104
E5311.Y.14	300 x 400 x 170	255 x 355 x 165	152
E5311.Y.20	300 x 400 x 220	255 x 355 x 217	204

- Red

E5311.R.10	300 x 400 x 120	255 x 355 x 115	104
E5311.R.14	300 x 400 x 170	255 x 355 x 165	152
E5311.R.20	300 x 400 x 220	255 x 355 x 217	204



- Yellow

Item no.	External dimensions in mm (LxWxH)	Internal dimensions in mm (LxWxH)	Usable height/stack in mm
E5311.Y.24	400 x 600 x 120	355 x 555 x 115	104
E5311.Y.34	400 x 600 x 170	355 x 555 x 165	152
E5311.Y.42	400 x 600 x 220	355 x 555 x 215	204

- Red

E5311.R.24	400 x 600 x 120	355 x 555 x 115	104
E5311.R.34	400 x 600 x 170	355 x 555 x 165	152
E5311.R.42	400 x 600 x 220	355 x 555 x 215	204







Lid with hooks

- Yellow

Item no.	External dimensions in mm (WxD)
E5311.Y.43	400 x 300 lid, loose
E5311.Y.64	600 x 400 lid, loose

Lid with hooks

- Red

Item no.	External dimensions in mm (WxD)
E5311.R.43	400 x 300 lid, loose
E5311.R.64	600 x 400 lid, loose

Multi-purpose container set

NEW



ESD

Waste bags
- Electrostatically conductive polyethylene
- With ESD labelling, recyclable
- Colour: Pink

Item no.	Dimensions in mm (W+DxH)	Volume	Packaging unit	suitable for item no.
E3110.850	300 + 200 x 600 x 0.020	30 litres	500 side-gusseted bags/roll	E5180.850
E3110.850.2	380 + 320 x 1100 x 0.060	120 litres	100 side-gusseted bags/roll	E5180.854
E3110.890	500 + 400 x 1200 x 0.080	190 litres	100 side-gusseted bags/roll	E5180.890

3



4



1



2



Multi-purpose container set
- Electrostatically volume conductive polypropylene
- Trolley with 4 conductive castors
- Complies with the requirements of DIN EN 61340-5-1
- With ESD labelling, recyclable
- Total height: 725 mm, capacity: 90 litres
- Typical point-to-point resistance $R_{p\text{-}p} = 10^4 – 10^5$ ohm
- **Set consisting of: container, lid, trolley**

	Item no.	Type	Dimensions in mm (WxDxH)
1	E5180.890SET	Set	510 x 490 x 725
2	E5180.890	Container	510 x 490 x 600
3	E5180.890.D	Lid with hooks	510 x 460 x 50
4	E5180.890.F	Trolley	370 x 370 x 140

5



6



7



8



Waste basket
- Carbon-loaded, permanently volume conductive polypropylene
- With ESD labelling, recyclable
- Typical point-to-point resistance $R_{p\text{-}p} = 10^4 – 10^5$ ohm

Item no.	Dimensions in mm	Height in mm
5 E5180.850	Ø 300	320
6 E5180.854	Ø 395	420
7 E5180.855	330 x 330	530
8 E5180.860	280 x 555	590



Multi-trolley
- Equipped with 2x fixed and 2x steering caster with locks, Ø 125 mm
- Bottom shelf
- 8x inclinable shelf 320 mm depth
- Total load capacity 500 kg

Includes
- 6x Euro storage bins 400 x 300 x 170 mm
- 8x open fronted storage bin 200 x 350 x 200 mm
- 16x open fronted storage bin 200 x 350 x 145 mm

Item no.	Dimensions in mm (WxDxH)
ESD07.58.14	990 x 610 x 1450



Multi-trolley
- Equipped with 2x fixed and 2x steering caster with locks, Ø 125 mm
- 4x inclinable shelf 320 mm depth
- 2x perforated panel, 302 mm
- Total load capacity 500 kg

Includes
- 6x Euro storage bins 400 x 300 x 170 mm
- 8x open fronted storage bin 200 x 350 x 145 mm
- Supplied without tools

Item no.	Dimensions in mm (WxDxH)
ESD07.58.16	990 x 610 x 1450



Multi-trolley
- Equipped with 2x fixed and 2x steering caster with locks, Ø 125 mm
- Open fronted storage bins are hung in rails
- Total load capacity 500 kg

Includes
- 32x open fronted storage bin 100 x 170 x 80 mm
- 24x open fronted storage bin 145 x 230 x 125 mm
- 16x open fronted storage bin 200 x 350 x 200 mm

Item no.	Dimensions in mm (WxDxH)
ESD07.58.12	990 x 610 x 1450



Multi-trolley
- Equipped with 2x fixed and 2x steering caster with locks, Ø 125 mm
- 4x inclinable shelf 420 mm depth
- Total load capacity 500 kg

Includes
- 8x Euro storage bins 400 x 600 x 170 mm

Item no.	Dimensions in mm (WxDxH)
ESD07.58.18	990 x 610 x 1450

Individual parts trolleys on request.

Chair

Industrial PU chair



The INDUSTRIAL PU chair provides excellent, ergonomic sitting comfort. It reliably and safely drains static charges from personnel to the conductive flooring or floor mat.

Backrest with ESD labelling





Standard version

- 5-star cruciform base made of chrome-plated aluminium with 5 conductive, load-dependent braked, soft castors
- Safety gas spring
- Seat height adjustment from 380 to 510 mm
- Synchronous adjustment of seat and backrest
- Seat and backrest made of durable, black conductive PU integral foam
- PU integral foam is easy to clean
- With ESD labelling
- GS tested
- Typical bleeder resistance $R_{gp} = 10^7 – 10^8$ ohm

Item no.	Type
E1700.PU	Without armrests

High model

- Seat height from 540 to 800 mm
- Cruciform base with 5 conductive glides
- Chrome-plated foot ring as climbing aid
- Stepless height adjustment

Item no.	Type
E1710.PU	Without armrests

Optional accessories

Item no.	Type
E1700.KS.13	Hard, conductive chair castors (for carpeted floors)
E1700.XS.PU	Volume conductive PU armrests* incl. mounting plate

*Typical point-to-point resistance $R_{p-p} = 10^{10} – 10^{11}$ ohm



Vinyl roller stool

- Dissipative roller stool with height adjustment
- For clean production areas
- 5-star cruciform base made of chrome-plated aluminium with 5 conductive, load-dependent braked, soft castors
- Safety gas spring
- Seat height adjustment from 500 to 640 mm
- Durable and conductive vinyl cover, seat diameter: 340 mm
- With ESD labelling
- Typical bleeder resistance $R_{gp} = 10^5 – 10^7$ ohm

Item no.	Type
E1700.VH	Black
E1700.KS.13	Hard, conductive chair castors (for carpeted floors)



Backrest with ESD labelling

PU sit-stand stool

- Dissipative sit-stand stool with height adjustment
- Dissipative and robust construction with anti-skid glides
- Lockable seat height adjustment
- 15° tilting seat
- Dissipative and durable PU integral foam seat
- 16° tilting seat for excellent body contact
- GS tested
- With ESD labelling
- Typical bleeder resistance $R_{gp} = 10^8 – 10^9$ ohm

Item no.	Colour
E1700.S	Black



Climbing aid

- Dissipative climbing aid
- Stable metallic construction with 3 conductive, spring-loaded metal castors
- Dissipative floor mat on the standing areas
- Dimensions: Top standing area - Diameter: 28 cm / Height: 400 mm, Bottom standing area - Diameter: 33 cm / Height: 200 mm
- Typical bleeder resistance $R_{gp} = 10^4 – 10^6$ ohm

Item no.	Colour
E1750.410	Black



Foot rest

- Adjustable, conductive foot rest
- Enhances ergonomic sitting comfort
- Stable metallic construction
- Dissipative, anti-skid mat
- Rubber contact pads
- Adjustable height and inclination
- Earthing cable with 10 mm snap fastener/4 mm eyelet
- Complies with DIN 4556
- GS tested
- Dimensions: 450 x 350 mm
- With ESD labelling
- Typical bleeder resistance $R_{gp} = 10^5 – 10^6$ ohm

Item no.	Colour
E1740.001	Black

Chair

Comfort chair

The COMFORT chair provides an exceptional sitting comfort due to its highly resilient foam contoured seat. It reliably and safely drains static charges from personnel to the conductive flooring or floor mat.

Backrest with ESD labelling







Standard version

- 5-star cruciform base made of chrome-plated aluminium with 5 conductive, load-dependent braked, soft castors
- Safety gas spring
- Seat height adjustment from 430 to 570 mm
- Asynchronous mechanism
- Seat and dynamic back rest individually adjustable
- Hard-wearing and conductive upholstery cover for the seat and backrest in fabric
- Conductive plastic back seat shell with ESD labelling
- GS tested
- Typical bleeder resistance $R_{gp} = 10^5 – 10^7$ ohm

Item no.	Colour	Type
E1700.ES.B	Blue	Without armrests
E1700.ES.D	Grey	Without armrests

High model

- Seat height from 670 to 810 mm
- Cruciform base with 5 conductive glides, foot ring as climbing aid

Item no.	Colour	Type
E1710.ES.B	Blue	Without armrests
E1710.ES.D	Grey	Without armrests

Optional accessories

Item no.	Type
E1700.KS.13	Hard, conductive chair castors (for carpeted floors)
E1700.XS	Volume conductive PU armrests*

*Typical point-to-point resistance $R_{p-p} = 10^{10} – 10^{11}$ ohm

The high-quality COMFORT PLUS chair provides perfect, ergonomic sitting comfort due to its foam contoured seat. It reliably and safely drains static charges from personnel to the conductive flooring or floor mat.

Backrest with ESD labelling







Standard version

- 5-star cruciform base made of polished aluminium with 5 conductive, load-dependent braked, soft castors
- Safety gas spring
- Seat height adjustment from 430 to 540 mm
- Adjustable back height
- Adjustable back height, depth and angle
- Mechanism with synchronous technology ensures active-dynamic sitting
- Seat and dynamic back rest individually adjustable
- High-quality moulded foam pads for perfect sitting comfort
- Hard-wearing and conductive black upholstery cover
- Conductive plastic back seat shell
- With ESD labelling
- GS tested
- Typical bleeder resistance $R_{gp} = 10^5 – 10^7$ ohm

Item no.	Colour	Type
E1700.ESP.S	Black	Without armrests

High model

- Seat height from 610 to 850 mm
- Cruciform base with 5 conductive glides
- Chrome-plated foot ring as climbing aid
- Stepless height adjustment

Item no.	Colour	Type
E1710.ESP.S	Black	Without armrests

Optional accessories

Item no.	Type
E1700.KS.13	Hard, conductive chair castors (for carpeted floors)
E1700.XS	Volume conductive PU armrests*

*Typical point-to-point resistance $R_{p-p} = 10^5 – 10^7$ ohm

Shelving

Shelving



- Up to 190 kg load per shelf with even distribution
- ESD conductive profile and shelf (similar to RAL 7035 light grey)
- Quick push-fit assembly
- Single-sided use
- Design with diagonal bars
- Shelf edge 40 mm high
- Defined bleeder resistance from 10^4 to 10^9 Ohm
- Complies with DIN EN 61340-5-1
- Flexible: Screwless height-adjustable shelf in grid of 25 mm
- Extendable as desired

External shelf dimensions:

- Width: Base shelving 1060/1360 mm
  Add-on shelving 1010/1310 mm
- Depth: Shelf depth + 35 mm

Safety:

Shelving with a height/depth ratio greater than 5:1 must be secured to prevent it from tipping in accordance with DGUV rule 108-007 (German Social Accident Insurance).

Examples:

- 2500 (H) : 435 (D) mm = 5.74 (Securing required)
- 2000 (H) : 635 (T) mm = 3.15 (No securing required)

ESD shelving - shelf width 1000 mm

- Powder coating similar to RAL 7035 light grey

Item no.	Dimensions in mm (WxDxH)	Number of shelves	Shelf load kg	Bay load kg	Shelf type	*Additional shelves
EHKG20410ESD	1000 x 400 x 2000	5	145	1600	Base shelving	EK10040ES040
EHKA20410ESD					Add-on shelving	
EHKG20510ESD	1000 x 500 x 2000	5	140	1600	Base shelving	EK10050ES040
EHKA20510ESD					Add-on shelving	
EHKG20610ESD	1000 x 600 x 2000	5	140	1600	Base shelving	EK10060ES040
EHKA20610ESD					Add-on shelving	
EHKG25410ESD	1000 x 400 x 2500	6	145	1000	Base shelving	EK10040ES040
EHKA25410ESD					Add-on shelving	
EHKG25510ESD	1000 x 500 x 2500	6	140	1000	Base shelving	EK10050ES040
EHKA25510ESD					Add-on shelving	
EHKG25610ESD	1000 x 600 x 2500	6	140	1000	Base shelving	EK10060ES040
EHKA25610ESD					Add-on shelving	

* All additional shelves include four shelf clips



ESD shelving - shelf width 1300 mm

- Powder coating similar to RAL 7035 light grey

Item no.	Dimensions in mm (WxDxH)	Number of shelves	Shelf load kg	Bay load kg	Shelf type	*Additional shelves
EHKG20413ESD	1300 x 400 x 2000	5	180	1600	Base shelving	EK13040ES040
EHKA20413ESD					Add-on shelving	
EHKG20513ESD	1300 x 500 x 2000	5	185	1600	Base shelving	EK13050ES040
EHKA20513ESD					Add-on shelving	
EHKG20613ESD	1300 x 600 x 2000	5	190	1600	Base shelving	EK13060ES040
EHKA20613ESD					Add-on shelving	
EHKG25413ESD	1300 x 400 x 2500	6	180	1000	Base shelving	EK13040ES040
EHKA25413ESD					Add-on shelving	
EHKG25513ESD	1300 x 500 x 2500	6	185	1000	Base shelving	EK13050ES040
EHKA25513ESD					Add-on shelving	
EHKG25613ESD	1300 x 600 x 2500	6	190	1000	Base shelving	EK13060ES040
EHKA25613ESD					Add-on shelving	

* All additional shelves include four shelf clips

Scope of delivery without decoration

Mobile logistics systems





NEW

Caster types Page 448



maxmobile 1, maxmobile 2 Page 450



Drawer tool sets Page 460



NEW

Mobile drawer cabinets Page 466



NEW

Mobile workbenches Page 478



NEW

Mobile computer, measuring and testing stations Page 488



Multi-trolleys, parts trolleys Page 496



NEW

Other mobile units Page 502



Mobile workraster unit Page 514



Mobile workergo unit Page 518



Mobile workline unit Page 519

NEW

Caster types for drawer cabinets

- For safety reasons, the maximum total load for a set of casters is 75% of the indicated load capacity



04ST500L80



04ST500LF80

Casters for T500 mobile drawer cabinets

- Steering caster with back hole, Ø 80 mm
- Load capacity per caster 50 kg

Item no.	Version
04ST500L80	Steering caster without lock
04ST500LF80	Steering caster with lock



04ST736B80



04ST736L80



04ST736LF80

Casters for T736 mobile drawer cabinets

- Fixed and steering caster with screw-on plate, Ø 80 mm
- Wheel made of high-quality, unbreakable polyamide 6, natural white
- Load capacity per caster 200 kg

Item no.	Version
04ST736B80	Fixed caster
04ST736L80	Steering caster without lock
04ST736LF80	Steering caster with lock



04SWEL125



04SWELF125

Casters for T500 mobile drawer cabinets

- Steering caster with back hole, Ø 125 mm
- Wheel made of high-quality elastic solid rubber
- Quiet running, low roll resistance, very gentle on floors
- Load capacity per caster 150 kg

Item no.	Version
04SWEL125	Steering caster without lock
04SWELF125	Steering caster with lock



04ST736B125



04ST736L125



04ST736LF125

Casters for T736 mobile drawer cabinets

- Fixed and steering caster with screw-on plate, Ø 125 mm
- Wheel made of high-quality elastic solid rubber
- Quiet running, low roll resistance, very gentle on floors
- Load capacity per caster 150 kg

Item no.	Version
04ST736B125	Fixed caster
04ST736L125	Steering caster without lock
04ST736LF125	Steering caster with lock

Caster types for workbenches



- For safety reasons, the maximum total load for a set of casters is 75% of the indicated load capacity



04SWEL125



04SWELF125



04WB200



04WL200



04WLF200

Casters for T500 and T750 mobile workbenches

- Steering caster with back hole, Ø 125 mm
- Wheel made of high-quality elastic solid rubber
- Quiet running, low roll resistance, very gentle on floors
- Load capacity per caster 150 kg

Item no.	Version
04SWEL125	Steering caster without lock
04SWELF125	Steering caster with lock

Casters for T750 mobile box workbenches

- Fixed and steering caster with screw-on plate, Ø 200 mm
- Wheel made of standard solid rubber
- Very high driving comfort, quiet running, very gentle on floors
- Load capacity per caster 205 kg

Item no.	Version
04WB200	Fixed caster
04WL200	Steering caster without lock
04WLF200	Steering caster with lock

maxmobile 1 and workergo series



04MB100



04ML100



04MLF100



4XXXXXML100



4XXXXXMLF100

Casters for maxmobile 1

- Fixed and steering caster with back hole, Ø 100 mm
- Wheel made of high-quality thermoplastic rubber elastomer (TPE)
- High driving comfort, quiet running, low roll and swivel resistance, gentle on floors
- Load capacity per caster 110 kg

Item no.	Version
04MB100	Fixed caster
04ML100	Steering caster without lock
04MLF100	Steering caster with lock

workergo series expander casters

- Fixed and steering caster, Ø 100 mm
- Wheel made of high-quality thermoplastic rubber elastomer (TPE)
- High driving comfort, quiet running, low roll and swivel resistance, gentle on floors
- Load capacity per caster 110 kg

Item no.	Version
4XXXXXMB100	Fixed caster
4XXXXXML100	Steering caster without lock
4XXXXXMLF100	Steering caster with lock

maxmobile 1 and 2

	Series	Series
	maxmobile 1	maxmobile 2
		
	Housing W x D	Housing W x D
	630 x 390	630 x 490
Height	Usable heights	Usable heights
208	–	–
215	–	–
358	–	–
365	–	–
465	–	–
469	–	–
500	–	–
519	–	–
619	–	–
719	600	600
819	–	–
919	–	–
1019	–	–
1319	–	–
1519	–	–
		
	Drawer W x D	Drawer W x D
	600 x 300	600 x 400
Height	Load capacity	Load capacity
50	35 kg	35 kg
75	35 kg	35 kg
100	35 kg	35 kg
125	–	–
150	35 kg	35 kg
175	–	–
200	35 kg	35 kg
250	–	–
300	–	–
400	–	–
	Series	Series
	maxmobile 1	maxmobile 2
	T390 24-12	T490 24-16
Grid:	**R 24-12**	**R 24-16**

maxmobile

Grid subdivision

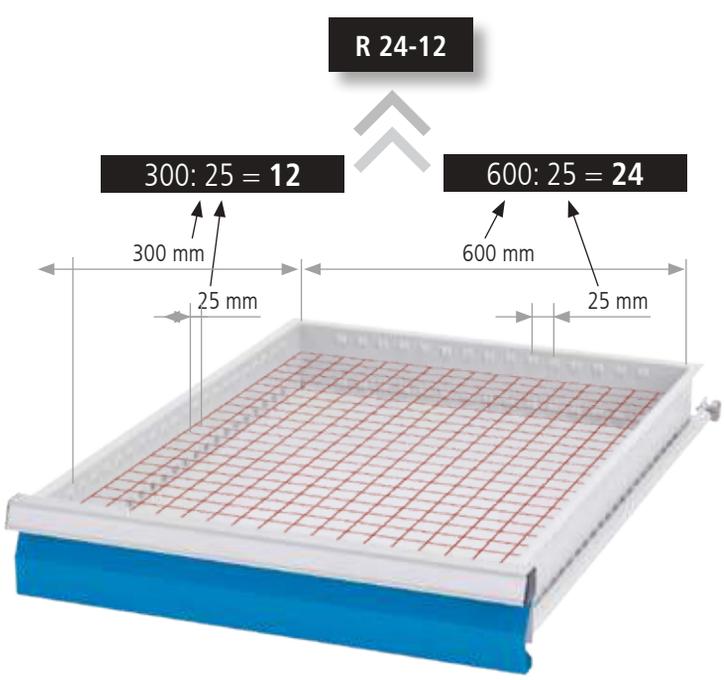

- Internal usable area: 600 x 300 mm
- Drawers with full pull-out (FP) 100 %, load capacity 35 kg
- Supplied without decoration, tools and hooks



maxmobile 1

- 5x drawer
- 2x fixed and 2x steering caster with locks, Ø 100 mm
- 1x waste bin, 1x bottle and can holder
- 1x support tray, 1x wooden panel, 1x side cover panel
- 1x swivelling laptop tray
- 1x perforated wall setup 300 mm with swivelling side parts

Item no.	Dimensions in mm (WxDxH)
08.88.90-1	780 x 480 x 1540



maxmobile 2

- 6x drawer
- Axle with 2x fixed caster, Ø 150 mm, 2x steering caster with lock, Ø 100 mm
- 1x waste bin, 1x bottle and can holder
- 1x support tray, 1x wooden panel, 1x side flap
- 1x swivelling laptop tray
- 1x perforated wall setup 300 mm with swivelling side parts

Item no.	Dimensions in mm (WxDxH)
08.89.92-1	780 x 480 x 1540



maxmobile 2

- 5x drawer
- Axle with 2x fixed caster, Ø 150 mm, 2x steering caster with lock, Ø 100 mm
- 1x bottle and can holder
- 1x waste bin, 1x support tray, 1x wooden panel, 1x side flap
- 1x swivelling laptop tray

Item no.	Dimensions in mm (WxDxH)
08.89.90-1	780 x 580 x 912



maxmobile 2

- 5x drawer
- 1x waste bin, 1x support tray, 1x wooden panel, 1x side cover panel
- 1x swivelling laptop tray
- Axle with 2x fixed caster, Ø 150 mm, 2x steering caster with lock, Ø 100 mm
- With wooden shelves
- 1x perforated wall setup 600 mm with swivelling side walls

Item no.	Dimensions in mm (WxDxH)
08.89.303-1	780 x 580 x 912



maxmobile 1

maxmobile 1

- Internal usable area: 600 x 300 mm
- 100 % full pull-out of drawers with max. 35 kg load capacity
- Central locking
- Precise locking and self-retraction
- Circumferential impact and heel protection
- 2x fixed and 2x steering caster with locks, Ø 100 mm
- Comprehensive range of divider material
- Wide range of accessories for every application
- Plastic support surface with moulded surfaces for small parts and ergonomic handles
- Support surface is highly resistant to chemicals and oil
- Support surface in either plastic or beech multiplex version
- Powder coating in 15 standard colours (colour combinations possible)

Your advantages:

- Space-saving
- Small and manoeuvrable
- Comfortable, safe ride
- Theft-proof central locking with "B+H" locking system
- Wide range of accessories for every application
- Comprehensive range of divider material
- Individual configuration
- Eco-friendly painting procedure
- No risk of injury from snagging





maxmobile 1

- 2x hinged door
- 1x internal perforated wall on each side
- 1x shelf

Item no.	Dimensions in mm (WxDxH)
08.88.03	780 x 480 x 912



maxmobile 1

- 6x drawer
- 1x side cover panel

Item no.	Dimensions in mm (WxDxH)
08.88.93	780 x 480 x 912



maxmobile 1

- 6x drawer
- 1x side cover panel

Item no.	Dimensions in mm (WxDxH)
08.88.92	780 x 480 x 912

RAL standard colours, see page 37

maxmobile 1



maxmobile 1
- 4x drawer
- 1x side cover panel

Item no.	Dimensions in mm (WxDxH)
08.88.91	780 x 480 x 912

Individual arrangement

2x hinged door with lock
- Cylinder lock with central locking

Item no.	Usable heights (mm)
08.88.FLGSE	600



Support rail for open fronted storage bins
- For hanging on the perforated wall

Item no.	Width in mm
03.900.06	300
03.900.05	450



Open fronted storage bins
- Polypropylene

Item no.	Dimensions in mm (WxDxH)
03.900.001	100 x 95 / 65 x 50
03.900.002	100 x 175 / 140 x 75
03.900.003	145 x 235 / 195 x 125



Hook assortment
- 10 parts

Item no.
03.87.395-10

NEW



Housing with 2x fixed and 2x steering caster with locks, Ø 100 mm

Item no.	Dimensions in mm (WxDxH)	Usable height in mm
08.88.10	780 x 480 x 912	600

Drawers

- 600 x 300 mm (W x D) with full pull-out 100 % – 35 kg

Item no.	Front height	Shell height	Usable height	Load capacity
08.88.60	50	35	40	35 kg
08.88.59	75	60	65	35 kg
08.88.61	100	85	90	35 kg
08.88.62	150	135	140	35 kg
08.88.63	200	185	190	35 kg



Beech multiplex panel
- For inserting in the plastic storage area

Item no.	Dimensions in mm (WxDxH)
08.88.70	570 x 280 x 15



Support tray
- With paper roll holder

Item no.	Dimensions in mm (WxD)
08.88.72	435 x 200



Swivelling laptop tray
- With locking

Item no.	Dimensions in mm (WxD)
08.88.73	300 x 420



Bottle and can holder
- Hung on the side

Item no.	Dimensions in mm (WxDxH)
08.88.74	380 x 90 x 85



Document holder
- Hung on the side

Item no.	Dimensions in mm (WxDxH)
08.88.75	380 x 45 x 190



Waste bin
- Hung on the side

Item no.	Dimensions in mm (WxDxH)
08.88.76	375 x 170 x 150



Perforated wall setup
- With swivelling side parts

Item no.	Dimensions in mm (W x H)
08.88.77	1250 x 300
08.89.50	1380 x 600

- Without swivelling side walls

Item no.	Dimensions in mm (W x H)
08.88.89	630 x 300
08.89.51	630 x 568



Perforated side wall
- Hung on the side

Item no.	Dimensions in mm (WxDxH)
08.88.79	388 x 15 x 712



Side cover panel
- Semi-circular, hung on the side

Item no.	Dimensions in mm (WxDxH)
08.88.81	388 x 15 x 712

Drawer inserts R 24-12, internal dimensions 600 x 300 mm



- 2x TP with 2 troughs
- 4x TP with 3 troughs
- 2x TP with 4 troughs
- 4x SDIV for 2 troughs
- 12x SDIV for 3 troughs
- 8x SDIV for 4 troughs

Item no.	Front
08.88.30	50



- Foam mat

Item no.	Front
08.88.41	100



- 3x CCR 300 mm
- 8x DIV 150 mm

Item no.	Front
08.88.36	100
08.88.37	150
08.88.42	200



- 2x CCR 300 mm
- 6x DIV 200 mm

Item no.	Front
08.88.38	100
08.88.39	150
08.88.43	200



- 4x SPB 150 x 150 mm
- 6x SPB 75 x 150 mm
- 4x SPB 75 x 75 mm

Item no.	Front
08.88.34	50
08.88.35	100

CCR = Centre compartment rails, DIV = Divider, SPB = Small Parts Box, TP = Trough Plate, SDIV = Slot-in divider



maxmobile 2

maxmobile 2

- Internal usable dimension 600 x 400 mm
- 100 % full pull-out of drawers with max. 35 kg load capacity
- Central locking
- Precise locking and self-retraction
- Circumferential impact and heel protection
- Axle with 2x fixed caster, Ø 150 mm, 2x steering caster with lock, Ø 100 mm
- Comprehensive range of divider material
- Wide range of accessories for every application
- Plastic support surface with moulded surfaces for small parts and ergonomic handles
- Support surface is highly resistant to chemicals and oil
- Side cover for the storage of long tools
- Support surface in either plastic or beech multiplex version
- Powder coating in 15 standard colours (colour combinations possible)

Your advantages:

- Reinforced wheel set for higher load
- maxmobile 2 offers 25% more volume
- Larger storage shelves
- More storage space
- Theft-proof central locking with "B+H locking system"
- Wide range of accessories for every application
- Individual configuration
- No risk of injury from snagging





maxmobile 2

- 4x drawer
- 1x side cover panel

Item no.	Dimensions in mm (WxDxH)
08.89.91	780 x 580 x 912



maxmobile 2

- 6x drawer
- 1x side cover panel

Item no.	Dimensions in mm (WxDxH)
08.89.93	780 x 580 x 912



maxmobile 2

- 6x drawer
- 1x side cover panel

Item no.	Dimensions in mm (WxDxH)
08.89.92	780 x 580 x 912

RAL standard colours, see page 37

maxmobile 2



maxmobile 2
- 2x hinged door, each with 1x internal perforated wall
- 1x shelf
- 1x internal perforated wall on each side

Item no.	Dimensions in mm (WxDxH)
08.89.03	780 x 580 x 912

Individual arrangement

2x hinged door with lock
- Cylinder lock with central locking

Item no.	Usable heights (mm)
08.88.FLGSE	600





Side flap
- For long tools

Item no.	Dimensions in mm (WxDxH)
08.89.88	490 x 70 x 600



Anti-slip mat insert
- For inserting in the plastic storage area

Item no.	Dimensions in mm (WxDxH)
08.89.71	570 x 380 x 3

NEW



Housing with 2x caster, Ø 150 mm, 2x steering caster with lock, Ø 100 mm
- Total height = 600 mm usable height + 119 mm +150 mm

Item no.	Dimensions in mm (WxDxH)	Usable height in mm
08.89.10	780 x 580 x 912	600

Drawers

- 600 x 400 mm (W x D) with full pull-out 100 % – 35 kg

Item no.	Front height	Shell height	Usable height	Load capacity
08.89.60	50	35	40	35 kg
08.89.59	75	60	65	35 kg
08.89.61	100	85	90	35 kg
08.89.62	150	135	140	35 kg
08.89.63	200	185	190	35 kg



Beech multiplex panel

- For inserting in the plastic storage area

Item no.	Dimensions in mm (WxDxH)
08.89.70	570 x 380 x 15



Support tray

- With paper roll holder

Item no.	Dimensions in mm
08.89.72	535 x 200



Swivelling laptop tray

- With locking

Item no.	Dimensions in mm
08.88.73	300 x 420



Bottle and can holder

- Hung on the side

Item no.	Dimensions in mm (WxDxH)
08.89.74	480 x 90 x 85



Document holder

- Hung on the side

Item no.	Dimensions in mm (WxDxH)
08.89.75	480 x 45 x 190



Waste bin

- Hung on the side

Item no.	Dimensions in mm (WxDxH)
08.89.76	475 x 170 x 150



Perforated wall setup

- With swivelling side parts

Item no.	Dimensions in mm (W x H)
08.88.77	1250 x 300
08.89.50	1380 x 600

- Without swivelling side walls

Item no.	Dimensions in mm (W x H)
08.88.89	630 x 300
08.89.51	630 x 568



Perforated side wall

- Hung on the side

Item no.	Dimensions in mm (WxDxH)
08.89.79	488 x 15 x 712



Side cover panel

- Semi-circular, hung on the side

Item no.	Dimensions in mm (WxDxH)
08.89.81	488 x 15 x 712

Drawer inserts R 24-16, internal dimensions 600 x 400 mm



- 2x CCR 400 mm
- 5x DIV 200 mm

Item no.	Front
168-136-100	100
168-136-150	150
168-136-200	200



- 5x SPB 150 x 150 mm
- 4x SPB 75 x 150 mm
- 4x SPB 75 x 75 mm
- 1x DIV 600 mm
- 2x DIV 100 mm

Item no.	Front
168-132	100



- 3x CCR 400 mm
- 8x DIV 150 mm

Item no.	Front
168-139-100	100
168-139-150	150
168-139-200	200

CCR = Centre compartment rails, DIV = Divider, SPB = Small Parts Box, TP = Trough Plate, SDIV = Slot-in divider

Drawer tool sets

maxmobile 1 drawer tool sets





Tubular socket/double ended flexible joint keys, 16 pcs.

- Inlet two-coloured black/blue
- Box spanner, DIN 896, form B
  6 x 7, 8 x 9, 10 x 11, 12 x 13, 14 x 15, 16 x 17, 18 x 19, 20 x 22 mm
- Tommy bar, 6 steps, 6 – 32 mm
- Adjustable spanner, 10"/250 mm
- Double-ended flex head socket spanner
  8 x 9, 10 x 11, 12 x 13, 14 x 15, 16 x 17, 18 x 19 mm

Item no.	Dimensions in mm (WxD)
08.88.201	600 x 300



Set of T-handle screwdrivers, 15 pcs.

- Inlet two-coloured black/blue
- Hex T-handle screwdriver, DIN 911, 2, 3, 4, 5, 6, 8, 10 mm
- T-handle screwdriver, internal Torx TX 10, 15, 20, 25, 27, 30, 40, 45

Item no.	Dimensions in mm (WxD)
08.88.200	600 x 300

Accessories for individual configuration of maxmobile 1 and 2



Cutting tool, 50 mm

- Flat wide tool for individual creation of inlets

Item no.	Dimensions in mm
08.90.01	50 mm



Cutting tool, 20 mm

- Flat small tool for individual creation of inlets

Item no.	Dimensions in mm
08.90.02	20 mm



Cutting tool, 20 x 20 mm

- Semicircular tool for individual creation of inlets

Item no.	Dimensions in mm
08.90.03	20 x 20



Inlet, untreated

- 2 colours: blue 5 mm, black 20 mm height

Item no.	W x D in mm
08.90.10	600 x 300
08.90.11	600 x 400



Set of hammers, files, chisels and saws, 16 pcs.

- Inlet two-coloured black/blue
- Fitter's hammer, DIN 1041, 500 g
- Plastic embossing and dinging hammer, 32 mm
- Engineer's file, DIN 7261 A, 200 mm flat, triangular, round, square and half-round
- Metal saw frame, 250 mm
- Tool set, 6 pcs., plastic feeler gauge, 100 mm sheet, bolted, 20 x 2 – 40/100
- Steel tape measure 3 m

Item no.	Dimensions in mm (WxD)
08.88.203	600 x 300



Key set, 21 pcs.

- Inlet two-coloured black/blue
- Combination spanner DIN 3113 A, 6, 7, 8, 9, 10, 11, 12, 13, 14, 17, 19, 22, 24 mm
- Double-ended ring spanners, DIN 838 6 x 7, 8 x 9, 10 x 11, 12 x 13, 14 x 15, 16 x 17, 18 x 19, 20 x 22 mm

Item no.	Dimensions in mm (WxD)
08.88.204	600 x 300



Set of 1/4"-12" socket keys, 71 pcs.

- Inlet two-coloured black/blue
- 1/2" reversible ratchet, 270 mm
- 1/2" extension, 75 and 250 mm
- 1/2" cardan joint, 75 mm
- 1/2" hex socket10, 11, 12, 13, 14, 15, 16, 17, 19, 22, 24, 27, 30, 32 mm
- 1/4" reversible ratchet, safety extension, 140 mm
- 1/4" extension, DIN 3123, 50 and 100 mm
- 1/4" drive handle, DIN 3122, 150 mm
- 1/4" hex socket 4, 4.5, 5, 5.5, 6, 7, 8, 9, 10, 11, 12, 13, 14 mm
- 1/4" internal Torx socket, TX 8, 10, 15, 20, 25, 27, 30, 40
- 1/4" external Torx socket, E 4, 5, 6, 7, 8, 10, 11
- 1/4" cross-head socket, PH 1, 2, 3
- 1/4" slot drive socket, 4 x 25, 5,5 x 25, 7 x 25 mm
- Angled hex key, long, ball head, 9 pcs. 1.5 – 10 mm

Item no.	Dimensions in mm (WxD)
08.88.205	600 x 300



Set of pliers/screwdrivers, 14 pcs.

- Inlet two-coloured black/blue
- Cross-head screwdriver, Pozidriv, DIN ISO 8764-1/-2, PZ 1, 2, 3
- Cross-head screwdriver, DIN ISO 8764-1/-2, PH 1, 2, 3
- Workshop screwdriver, DIN 5265, D, 6,5 x 150, 5,5 x 125, 6, 5 x 125 mm
- Water pump pliers, ISO 8976, B, 240 mm
- High leverage combination pliers, DIN ISO 5746, 7" / 180 mm
- Diagonal cutter, DIN ISO 5749, 6.1/4" / 160 mm
- Telephone pliers, ISO 5745, straight, 6.3/4" / 170 mm
- Universal grip pliers, 10" / 250 mm

Item no.	Dimensions in mm (WxD)
08.88.206	600 x 300

Drawer tool sets

maxmobile 2 drawer tool sets



Set of spanners, 100, 8 pcs.
- Inlet two-coloured black/blue
- Double open-ended spanner DIN 3110 6 x 7, 8 x 9, 10 x 11, 12 x 13, 14 x 15, 16 x 17, 18 x 19, 20 x 22 mm

Item no.	Dimensions in mm
08.89.200	400 x 200



Set of spanners, 185, 8 pcs.
- Inlet two-coloured black/blue
- Combination spanner, DIN 3113 A 8, 10, 11, 13, 14 , 17, 19, 22 mm

Item no.	Dimensions in mm
08.89.201	400 x 200



Set of spanners, 190, 8 pcs.
- Inlet two-coloured black/blue
- Combination spanner, DIN 3113 B 8, 10, 11, 13, 14, 17, 19, 22 mm

Item no.	Dimensions in mm (WxD)
08.89.202	400 x 200



Set of hammers, chisels and drift punchs, 11 pcs.
- Inlet two-coloured black/blue
- Fitter's hammer, DIN 1041, 500 g
- Flat chisel, DIN 6453, form A, 150 and 200 mm
- Centre punch, pin punch, DIN 6450, form C, 3, 4, 5, 6 mm
- Suprabeam Q1 LED tube light
- Snap-off knife, 18 mm
- Steel tape measure 3 m

Item no.	Dimensions in mm (WxD)
08.89.203	400 x 200



Set of 1/4" socket keys, 84 pcs.
- Inlet two-coloured black/blue 1/4" reversible ratchet
- Safety extension, 140 mm, 1/4" sliding T-handle, DIN 3122, 115 mm
- 1/4" cardan joint, DIN 3123, 37 mm
- 1/4" extension, DIN 3123, 50 and 100 mm
- 1/4" drive handle, DIN 3122, 150 mm
- 1/4" hex socket 4, 4.5, 5, 5.5, 6, 7, 8, 9, 10, 11, 13 mm
- 1/4" slot drive socket, 4 x 25, 5,5 x 25, 7 x 25 mm
- 1/4" cross-head socket, PH 1, 2, 3
- 1/4" hex socket, 3, 4, 5, 6, 8 mm
- 1/4" connector, A/M 3/8"- I/F 1/4", 1/4" insert
- External Torx, E 4, 5, 6, 7, 8, 10, 11
- 1/4" internal Torx socket, TX 8, 10, 15, 20, 25, 27, 30, 40
- Angled hex key, long, ball head, 9 pcs. 1.5 – 10 mm
- 1/4 connector for 1/4" bits, A/M 1/4"- I/F 1/4"
- Torx bit assortment with 72 teeth ratchet, 31 pcs.

Item no.	Dimensions in mm (WxD)
08.89.204	400 x 200



Set of socket keys 1/2", hex key, 22 pcs.
- Inlet two-coloured black/blue
- 1/2" reversible ratchet, safety locking 270 mm
- 1/2" sliding T-handle, DIN 3122, 300 mm
- 1/2" cardan joint, 75 mm
- 1/2" extension, swivelling, 125 and 250 mm
- 1/2" hex socket 10, 11, 12, 13, 14, 15, 16, 17, 18, 19, 20, 21, 22, 24, 27, 30, 32 mm

Item no.	Dimensions in mm (WxD)
08.89.205	400 x 200



Set of screwdrivers, 10 pcs.

- Inlet two-coloured black/blue
- Electrician's screwdriver, DIN 5265, carburettor screwdriver 4 x 80 mm, PH1
- Workshop screwdriver, DIN 5265, D, 5 x 100, 5,5 x 125, 6,5 x 150 mm
- Cross-head screwdriver, DIN ISO 8764-1/-2, PH 0, 1, 2
- Voltage tester, VDE 0680, 3 mm

Item no.	Dimensions in mm
08.89.207	400 x 200



Set of circlip pliers, 4 pcs.

- Inlet two-coloured black/blue
- Circlip pliers, DIN 5254, A, A2
- Circlip pliers, DIN 5254, B, A21
- Circlip pliers, DIN 5256, C, J2
- Circlip pliers, DIN 5254, D, J21

Item no.	Dimensions in mm
08.89.208	400 x 200



Set of pliers, 4 pcs.

- Inlet two-coloured black/blue
- High leverage combination pliers, DIN ISO 5746, 7"/ 180 mm
- High leverage diagonal cutter, DIN ISO 5749, 7" / 180 mm
- Water pump pliers, ISO 8976, B, 240 mm
- Telephone pliers, ISO 5745, straight, 8" / 205 mm

Item no.	Dimensions in mm (WxD)
08.89.209	400 x 200



1/2" hex key Set of socket keys, 31 pcs.

- Inlet two-coloured black/blue
- 1/2" hex socket, 5 x 60, 5 x 110, 6 x 60, 6 x 110, 7 x 100, 8 x 60, 8 x 110, 10 x 60, 12 x 60, 14 x 60, 17 x 60, 7 x 60 mm
- 1/2" socket B & S / XZN M 5 x 60, 6 x 60, 6 x 100, 8 x 60, 8 x 100, 10 x 60, 10 x 100, 12 x 100 mm; 1/2" internal Torx socket, TX 25 x 60,
- 27 x 60, 30 x 60, 40 x 60, 45 x 60, 50 x 60, 55 x 60, 60 x 60, 45 x 140, 55 x 140, 70 x 110 mm

Item no.	Dimensions in mm (WxD)
08.89.210	400 x 200

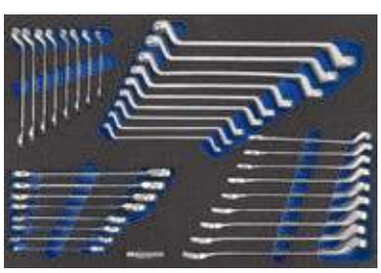

Set of spanners, 34 pcs.

- Inlet two-coloured black/blue
- Double open-ended spanner, DIN 3110 6 x 7, 8 x 9, 10 x 11, 12 x 13, 14 x 15, 16 x 17, 18 x 19, 20 x 22, 21 x 23 mm
- Combination spanner, DIN 3113 B 6, 7, 8, 9, 10, 11, 12, 13, 14, 15, 16, 17, 18, 19, 20, 21, 22 mm
- Double-ended ring spanners, DIN 838 6 x 7, 8 x 9, 10 x 11, 12 x 13, 14 x 15, 16 x 17, 18 x 19, 20 x 22, 21 x 23 mm

Item no.	Dimensions in mm (WxD)
08.89.211	600 x 400



Set of automotive tools, 19 pcs.

- Inlet two-coloured black/blue
- Double open-ended spanner
- DIN 3110, 24 x 27, 25 x 28, 30 x 32 mm
- Combination spanner, DIN 3113 A, 24, 27, 30, 32 mm
- Double-ended ring spanners, DIN 838, 24 x 27, 25 x 28, 30 x 32 mm
- screwdrivers, DIN 5265, A, 8 x 150, 10 x 175, 12 x 200 mm
- Cross-head screwdriver, DIN 5265, A, PH 2, 3, 4
- Recoil-free nylon soft-face hammer, 40 mm
- Fitter's hammer, DIN 1041 1000 g

Item no.	Dimensions in mm (WxD)
08.89.212	600 x 400

Drawer tool sets

Drawer tool sets

- 1/1 system insert
- Suitable for workshop trolleys and tool cases
- Fixed arrangement due to precise embedding
- Oil and chemical resistant
- Insert made of high-quality, three-coloured foam material



Set of spanners, 33 pcs.

Item no.	Dimensions in mm (WxD)
08.711.0033	395 x 565



Set of socket keys, 98 pcs., 3/8"+1/2"

Item no.	Dimensions in mm (WxD)
08.711.0098	395 x 565



Set of socket keys, 135 pcs. 1/4"+1/2"

Item no.	Dimensions in mm (WxD)
08.711.0135	395 x 565



Set of socket keys, 136 pcs. 1/4"+3/8"

Item no.	Dimensions in mm (WxD)
08.711.0136	395 x 565



Set of CHROMEplus® combination spanners and screwdrivers, 29 pcs.

Item no.	Dimensions in mm (WxD)
08.781.2029	395 x 565



Set of socket keys, 180 pcs. 1/4"+3/8"+1/2"

Item no.	Dimensions in mm (WxD)
08.711.0180	395 x 565



Set of pliers, 12 pcs.

Item no.	Dimensions in mm (WxD)
08.711.1012	395 x 565



Set of ERGOTORQUEplus® screwdrivers, 24 pcs.

Item no.	Dimensions in mm (WxD)
08.711.1024	395 x 565



Set of combination spanners and screwdrivers, 27 pcs.

Item no.	Dimensions in mm (WxD)
08.711.5027	395 x 565



Set of pliers, files and drift punchs, 22 pcs.

Item no.	Dimensions in mm (WxD)
08.711.2022	395 x 565



Set of screwdrivers, 24 pcs.

Item no.	Dimensions in mm (WxD)
08.711.8024	395 x 565



Set of pliers, hammers and files, 17 pcs.

Item no.	Dimensions in mm (WxD)
08.711.6017	395 x 565

T500 mobile drawer cabinets

- Roll-off edge on 3 sides
- 4x steering caster, thereof 2 with locks, Ø 125 mm
- Drawers with full pull-out 100%, load capacity per drawer 50 or 75 kg
- Aluminium handle bars with labelling strip
- Central locking with single pull-out lock
- Double locking of the drawers by means of individual interlocking
- Push handle





Grid subdivision

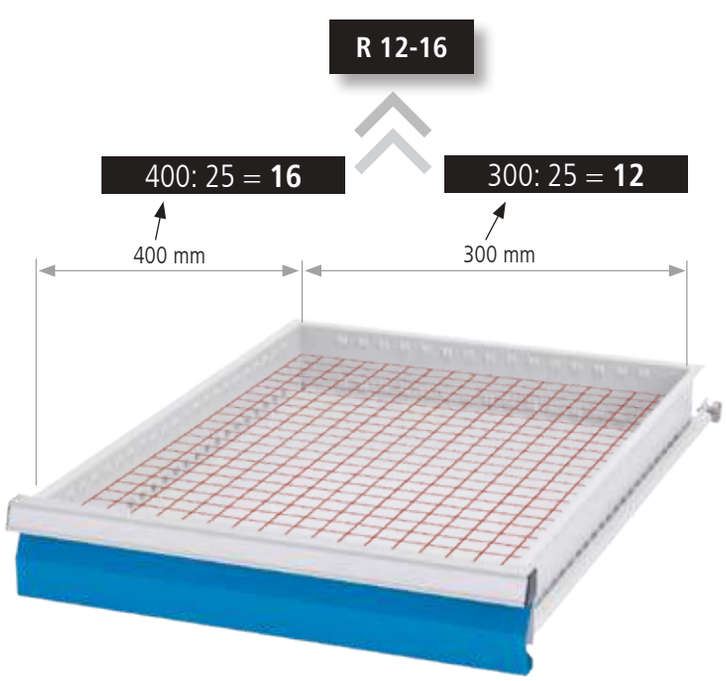

		Series	Series	Series
		T500	T500	T500
				
		Housing W x D	Housing W x D	Housing W x D
		530 x 500	680 x 500	980 x 500
Height		Usable heights	Usable heights	Usable heights
519		400	400	–
619		500	500	500
719		600	600	600
819		700	700	700
919		800	800	800
1019		900	900	900
1219		–	–	–
1319		–	1200	1200
1519		–	–	–
				
				
		Drawer W x D	Drawer W x D	Drawer W x D
		450 x 400	600 x 400	900 x 400
Height	Shell height	Load capacity	Load capacity	Load capacity
75	59	50 kg	50 kg	50 kg
100	85	50 / 75 kg	50 / 75 kg	50 / 75 kg
150	135	50 / 75 kg	50 / 75 kg	50 / 75 kg
200	185	50 / 75 kg	50 / 75 kg	50 / 75 kg
250	185	50 / 75 kg	50 / 75 kg	50 / 75 kg
300	185	50 / 75 kg	50 / 75 kg	50 / 75 kg
				
		Series	Series	Series
		T500	T500	T500
		T500 18-16	T500 24-16	T500 36-16
Grid:		**R 18-16**	**R 24-16**	**R 36-16**

All dimensions in mm

Mobile drawer cabinets

Mobile drawer cabinets 530 mm width | 500 mm depth

- Internal usable dimension: 450 x 400 mm
- Drawers with full pull-out (FP) 100 %
- Load capacity per drawer 50 or 75 kg
- Push handle
- Cylinder lock with two keys
- Suitable divider material see page 73



- 4x drawer
- Incl. roll-off edge on 3 sides and ribbed rubber mat
- 4x steering caster, thereof 2 with locks, Ø 125 mm

Item no.	Dimensions in mm (WxDxH)
46.220M	530 x 500 x 790

Individual arrangement

NEW



Housing with Ø 80 mm casters and push handle

kg 300

- Total height = usable height + 120 mm + 110 mm

Item no.	Dimensions in mm (WxDxH)	Usable height in mm
01.046M80	530 x 500 x 730	500
01.047M80	530 x 500 x 830	600
01.048M80	530 x 500 x 930	700
01.049M80	530 x 500 x 1030	800
01.040M80	530 x 500 x 1130	900



Housing with Ø 125 mm casters and push handle

kg 500

- Total height = usable height + 120 mm +150 mm

Item no.	Dimensions in mm (WxDxH)	Usable height in mm
01.046M125	530 x 500 x 770	500
01.047M125	530 x 500 x 870	600
01.048M125	530 x 500 x 970	700
01.049M125	530 x 500 x 1070	800
01.040M125	530 x 500 x 1170	900

Ribbed rubber mat on cabinet

- Oil-proof

Item no.	Dimensions in mm (WxDxH)
65.040.530	530 x 500 x 3

Metal roll-off edge on 3 sides

- 20 mm height

Item no.	Dimensions in mm (WxDxH)
66.046.025	530 x 500 x 20

Cover plate

- Beech multiplex, oiled, 25 mm

Item no.	Dimensions in mm (WxDxH)
67.046.017	530 x 500 x 25

Cover plate

- Melamine resin coated chipboard
- RAL 7035, 16 mm, screwable

Item no.	Dimensions in mm (WxDxH)
67.046.016	530 x 500 x 16

Divider material see page 73

Drawers

- 450 x 400 mm (WxD)

Item no.	Front height in mm	Shell height in mm	Usable height in mm	Load capacity
60.046.075VA	75	59	60	50 kg
60.046.100VA	100	85	90	50 kg
60.046.150VA	150	135	140	50 kg
60.046.200VA	200	185	190	50 kg
60.046.250VA	250	185	240	50 kg
60.046.300VA	300	185	290	50 kg
60.046.100VA-75	100	85	90	75 kg
60.046.150VA-75	150	135	140	75 kg
60.046.200VA-75	200	185	190	75 kg
60.046.250VA-75	250	185	240	75 kg
60.046.300VA-75	300	185	290	75 kg

Mobile drawer cabinets 680 mm width | 500 mm depth

- Internal usable dimension: 600 x 400 mm
- Drawers with full pull-out (FP) 100 %
- Load capacity per drawer 50 or 75 kg
- Push handle
- Cylinder lock with two keys
- Suitable divider material see page 79



- 5x drawer
- Incl. roll-off edge on 3 sides and ribbed rubber mat
- 4x steering caster, thereof 2 with locks, Ø 125 mm

Item no.	Dimensions in mm (WxDxH)
68.221M	680 x 500 x 990

Individual arrangement

NEW



Housing with Ø 80 mm casters and push handle

kg 300

- Total height = usable height + 120 mm +110 mm

Item no.	Dimensions in mm (WxDxH)	Usable height in mm
01.066M80	680 x 500 x 730	500
01.067M80	680 x 500 x 830	600
01.068M80	680 x 500 x 930	700
01.069M80	680 x 500 x 1030	800
01.060M80	680 x 500 x 1130	900



Housing with Ø 125 mm casters and push handle

kg 500

- Total height = usable height + 119 mm + 150 mm

Item no.	Dimensions in mm (WxDxH)	Usable height in mm
01.066M125	680 x 500 x 770	500
01.067M125	680 x 500 x 870	600
01.068M125	680 x 500 x 970	700
01.069M125	680 x 500 x 1070	800
01.060M125	680 x 500 x 1170	900

Ribbed rubber mat on cabinet

- Oil-proof

Item no.	Dimensions in mm (WxDxH)
65.060.530	680 x 500 x 3

Metal roll-off edge on 3 sides

- 20 mm height

Item no.	Dimensions in mm (WxDxH)
66.068.025	680 x 500 x 20

Cover plate

- Beech multiplex, oiled, 25 mm

Item no.	Dimensions in mm (WxDxH)
67.068.017	680 x 500 x 25

Cover plate

- Melamine resin coated chipboard
- RAL 7035, 16 mm, screwable

Item no.	Dimensions in mm (WxDxH)
67.068.016	680 x 500 x 16

Drawers

Divider material see page 79

- 600 x 400 mm (WxD)

Item no.	Front height in mm	Shell height in mm	Usable height in mm	Load capacity
60.068.075VA	75	59	60	50 kg
60.068.100VA	100	85	90	50 kg
60.068.150VA	150	135	140	50 kg
60.068.200VA	200	185	190	50 kg
60.068.250VA	250	185	240	50 kg
60.068.300VA	300	185	290	50 kg
60.068.100VA-75	100	85	90	75 kg
60.068.150VA-75	150	135	140	75 kg
60.068.200VA-75	200	185	190	75 kg
60.068.250VA-75	250	185	240	75 kg
60.068.300VA-75	300	185	290	75 kg

Mobile drawer cabinets

Mobile drawer cabinets 980 mm width | 500 mm depth

- Internal usable dimension: 900 x 400 mm
- Drawers with full pull-out (FP) 100 %
- Load capacity per drawer 50 or 75 kg
- Push handle
- Cylinder lock with two keys
- Suitable divider material see page 85



- 5x drawer
- Incl. roll-off edge on 3 sides and ribbed rubber mat
- 4x steering caster, thereof 2 with locks, Ø 125 mm

Item no.	Dimensions in mm (WxDxH)
98.221M	980 x 500 x 990

Individual arrangement

NEW



Housing with Ø 80 mm casters and push handle

kg 300

- Total height = usable height + 120 mm + 100 mm

Item no.	Dimensions in mm (WxDxH)	Usable height in mm
01.096M80	980 x 500 x 730	500
01.097M80	980 x 500 x 830	600
01.098M80	980 x 500 x 930	700
01.099M80	980 x 500 x 1030	800
01.090M80	980 x 500 x 1130	900



Housing with Ø 125 mm casters and push handle

kg 500

- Total height = usable height + 120 mm + 150 mm

Item no.	Dimensions in mm (WxDxH)	Usable height in mm
01.096M125	980 x 500 x 770	500
01.097M125	980 x 500 x 870	600
01.098M125	980 x 500 x 970	700
01.099M125	980 x 500 x 1070	800
01.090M125	980 x 500 x 1170	900

Ribbed rubber mat on cabinet

- Oil-proof

Item no.	Dimensions in mm (WxDxH)
65.090.530	980 x 500 x 3

Metal roll-off edge on 3 sides

- 20 mm height

Item no.	Dimensions in mm (WxDxH)
66.098.025	980 x 500 x 20

Cover plate

- Beech multiplex, oiled, 25 mm

Item no.	Dimensions in mm (WxDxH)
67.098.017	980 x 500 x 25

Cover plate

- Melamine resin coated chipboard
- RAL 7035, 19 mm, screwable

Item no.	Dimensions in mm (WxDxH)
67.098.016	980 x 500 x 19

Drawers

Divider material see page 85

- 900 x 400 mm (WxD)

Item no.	Front height in mm	Shell height in mm	Usable height in mm	Load capacity
60.098.075VA	75	59	60	50 kg
60.098.100VA	100	85	90	50 kg
60.098.150VA	150	135	140	50 kg
60.098.200VA	200	185	190	50 kg
60.098.250VA	250	185	240	50 kg
60.098.300VA	300	185	290	50 kg
60.098.100VA-75	100	85	90	75 kg
60.098.150VA-75	150	135	140	75 kg
60.098.200VA-75	200	185	190	75 kg
60.098.250VA-75	250	185	240	75 kg
60.098.300VA-75	300	185	290	75 kg

Mobile drawer cabinets | 500 mm depth

kg 500



- 5x drawer
- 1x perforated wall setup
- Incl. roll-off edge on 3 sides and ribbed rubber mat
- 4x steering caster, thereof 2 with locks, Ø 125 mm

Item no.	Version	Dimensions in mm (WxDxH)
46.500M	Drawer cabinet	530 x 500 x 790
03.983.530	Perforated wall setup	530 x 30 x 605



- 5x drawer
- 1x perforated side wall
- 1x depositing box
- Incl. roll-off edge on 3 sides and ribbed rubber mat
- 4x steering caster, thereof 2 with locks, Ø 125 mm

Item no.	Version	Dimensions in mm (WxDxH)
68.221M	Drawer cabinet	680 x 500 x 990
03.983.680	Perforated side wall	500 x 819 (WxH)

Accessories for perforated wall system



Range of hooks, 10 parts

- 7x tool holder with inclined end
- 2x double tool holder
- 1x tool clamp

Item no.
03.87.395-10



Depositing box

- Dimensions in mm (WxDxH): 500 x 90 x 85

Item no.	Version for
03.983.53.1	Perforated wall setup
03.983.68.1	Perforated side wall



Rail for open fronted storage bins

- For hanging on the perforated wall

Item no.	Width in mm
03.900.06	300
03.900.05	400



DIN A4 brochure holder

Item no.	Dimensions in mm (W x H)
03.87.398	220 x 330



Can holder, single

- Width 100 mm

Item no.	Dimensions in mm (Ø)
03.87.369	70



Drill/hex key holder (various dia.)

- 200/390 x 30 x 35, dimensions in mm (W x D x H)

Item no.	Version
03.87.378	for 14 pieces
03.87.379	for 28 pieces

Mobile drawer cabinets

Mobile drawer cabinets 1060 mm width | 500 mm depth

kg 500

- Internal usable dimension: 450 x 400 mm
- With individual interlocking and 2 housing variants
- With full pull-out 100 %, load capacity per drawer 50 kg
- Push handle
- Cylinder lock with two keys
- 4x steering caster, thereof 2 with locks, Ø 125 mm
- Suitable divider material see page 73



- Left: 4x drawer
- Right: 1x hinged door, 1x shelf
- Incl. roll-off edge on 3 sides and ribbed rubber mat

Item no.	Dimensions in mm (WxDxH)
04.11.04	1060 x 500 x 995

Individual arrangement

NEW



Mobile drawer cabinet with 2x empty housing, 1x push handle, 4x steering caster Ø 125 mm, usable height 700 mm

Item no.	Dimensions in mm (WxDxH)
04.1100LG	1060 x 500 x 995

Hinged door

- Hinges on the right and left are possible
- Twist lock cylinder lock with 2 keys

Item no.	Usable heights (mm)
01.053.700E	700

Shelf

Item no.	Dimensions in mm (WxDxH)
04.053.013	475 x 443 x 22

Ribbed rubber mat on cabinet

- Oil-proof

Item no.	Dimensions in mm (WxDxH)
65.1060.530	1060 x 500 x 3

Metal roll-off edge on 3 sides

- 20 mm height

Item no.	Dimensions in mm (WxDxH)
04.11.01	1060 x 500 x 20

Cover plate

- Beech multiplex, oiled, 25 mm

Item no.	Dimensions in mm (WxDxH)
67.1060.25	1060 x 500 x 25

Cover plate

- Melamine resin coated chipboard
- RAL 7035, 16 mm, screwable

Item no.	Dimensions in mm (WxDxH)
67.1060.016	1060 x 500 x 25

Drawers

Divider material see page 73

- 450 x 400 mm (WxD)

Item no.	Front height in mm	Shell height in mm	Usable height in mm	Load capacity
60.046.075VA	75	59	60	50 kg
60.046.100VA	100	85	90	50 kg
60.046.150VA	150	135	140	50 kg
60.046.200VA	200	185	190	50 kg
60.046.250VA	250	185	240	50 kg
60.046.300VA	300	185	290	50 kg
60.046.100VA-75	100	85	90	75 kg
60.046.150VA-75	150	135	140	75 kg
60.046.200VA-75	200	185	190	75 kg
60.046.250VA-75	250	185	240	75 kg
60.046.300VA-75	300	185	290	75 kg

Workshop trolley 1060 mm width | 500 mm depth

kg 400

- Internal usable dimension: 450 x 400 mm
- Roll-off edge on 4 sides
- **Lockable telescopic roll-off edge with storage space**
- 4x centre compartment rail, top, 1x support surface
- With full pull-out 100 %, load capacity per drawer 50 or 75 kg
- Aluminium handle bar with labelling strip
- Central locking with single pull-out lock
- Double locking of the drawers by means of individual interlocking
- 4x steering caster, thereof 2 with locks, Ø 125 mm
- Suitable divider material see page 73



- 4x drawer
- 2x ribbed rubber mat
- 1x shelf
- Incl. perforated side wall



Item no.	Dimensions in mm (WxDxH)
04.116.09	1060 x 500 x 1010

Individual arrangement

NEW



Mobile workshop trolley
Empty housing, 1x push handle,
4x steering caster Ø 125 mm, usable height 700 mm
incl. perforated wall, shelf and lockable telescopic roll-off edge

Item no.	Dimensions in mm (WxDxH)
04.116LG	1060 x 500 x 1010

Hinged door

- Hinges on the right and left are possible
- Twist lock cylinder lock with 2 keys

Item no.	Usable heights (mm)
01.053.500E	500

Shelf

Item no.	Dimensions in mm (WxDxH)
04.053.013	475 x 443 x 22



Open fronted storage bins

- Polypropylene

Item no.	Dimensions in mm (WxDxH)
03.900.003	145 x 235 / 195 x 125
03.900.004	200 x 350 / 300 x 145
03.900.005	200 x 350 / 300 x 200

Drawers

Divider material see page 73

- 450 x 400 mm (WxD)

Item no.	Front height in mm	Shell height in mm	Usable height in mm	Load capacity
60.046.075VA	75	59	60	50 kg
60.046.100VA	100	85	90	50 kg
60.046.150VA	150	135	140	50 kg
60.046.200VA	200	185	190	50 kg
60.046.250VA	250	185	240	50 kg
60.046.300VA	300	185	290	50 kg
60.046.100VA-75	100	85	90	75 kg
60.046.150VA-75	150	135	140	75 kg
60.046.200VA-75	200	185	190	75 kg
60.046.250VA-75	250	185	240	75 kg
60.046.300VA-75	300	185	290	75 kg

T736 mobile drawer cabinets

- 2x steering caster with locks, 2x fixed caster, Ø 125 mm
- Drawers with full pull-out (FP) 100%
- Drawers with 50 mm front height, load capacity 70 kg
  Drawers from 75 mm front height, load capacity 100 kg
- Aluminium handle bars with labelling strip
- Central locking with single pull-out lock
- Double locking of the drawers by means of individual interlocking
- Plastic push handles
- Roll-off edge on 3 sides





Grid subdivision

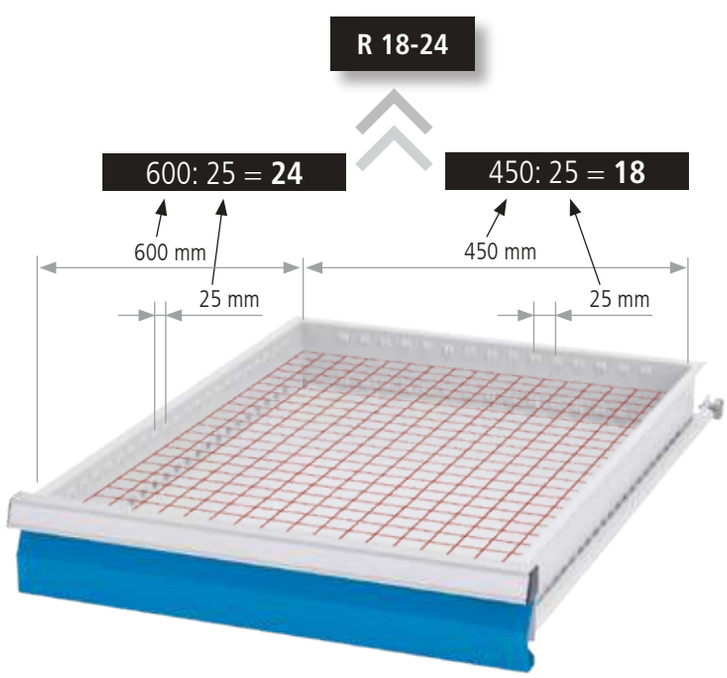

		Series	Series	Series
		T736	T736	T736
				
		Housing W x D	Housing W x D	Housing W x D
		555 x 736	705 x 736	1005 x 736
Height		Usable heights	Usable heights	Usable heights
519		400	400	400
619		500	500	500
719		600	600	600
819		700	700	700
919		800	800	800
1019		900	900	900
1219		1100	1100	1100
1319		–	1200	1200
1519		–	1400	1400
				
				
		Drawer W x D	Drawer W x D	Drawer W x D
		450 x 600	600 x 600	900 x 600
Height	Shell height	Load capacity	Load capacity	Load capacity
50	28	70 kg	70 kg	70 kg
75	56	100 kg	100 kg	100 kg
100	81	100 kg	100 kg	100 kg
125	81	100 kg	100 kg	100 kg
150	131	100 kg	100 kg	100 kg
175	131	100 kg	100 kg	100 kg
200	181	100 kg	100 kg	100 kg
250	181	100 kg	100 kg	100 kg
300	181	100 kg	100 kg	100 kg
400	81	100 kg	100 kg	100 kg
				
		Series	Series	Series
		T736	T736	T736
		T736 18-24	T736 24-24	T736 36-24
Grid:		**R 18-24**	**R 24-24**	**R 36-24**

All dimensions in mm

Mobile drawer cabinets

555 mm width | 736 mm depth

kg 500

- Internal usable dimension: 450 x 600 mm
- Drawers with full pull-out 100 %
- Drawers with 50 mm front height, load capacity 70 kg
  Drawers from 75 mm front height, load capacity 100 kg
- Aluminium handle bars with labelling strip
- Central locking with single pull-out lock
- Double locking of the drawers by means of individual interlocking
- 2x steering caster with locks, 2x fixed caster, Ø 125 mm
- Suitable divider material see page 97
- Plastic push handle



- 5x drawer
- Incl. roll-off edge on 3 sides and ribbed rubber mat

Item no.	Dimensions in mm (WxDxH)
04.10.05V	555 x 736 x 990

Individual arrangement

NEW



Housing with Ø 125 mm casters and push handle

- Total height = usable height + 120 mm +150 mm

Item no.	Dimensions in mm (WxDxH)	Usable height in mm
0550M125	555 x 736 x 670	400
0560M125	555 x 736 x 770	500
0570M125	555 x 736 x 870	600
0580M125	555 x 736 x 970	700
0590M125	555 x 736 x 1070	800
0500M125	555 x 736 x 1170	900

Ribbed rubber mat on cabinet

- Oil-proof

Item no.	Dimensions in mm (WxDxH)
65.050.730	555 x 736 x 3

Metal roll-off edge on 3 sides

- 20 mm height

Item no.	Dimensions in mm (WxDxH)
66.050.025	555 x 736 x 20

Cover plate

- Beech multiplex, oiled, 25 mm

Item no.	Dimensions in mm (WxDxH)
67.050.017	555 x 736 x 25

Cover plate

- Melamine resin coated chipboard
- RAL 7035, 16 mm, screwable

Item no.	Dimensions in mm (WxDxH)
67.050.016	555 x 736 x 16

Drawers

Divider material see page 97

VA 100 kg 100 %

- 450 x 600 mm (WxD) with full pull-out 100 % – 70/100 kg

Item no.	Front height	Shell height	Usable height	Load capacity
60.50.050V07	50	28	30	70 kg
60.50.075V10	75	56	58	100 kg
60.50.100V10	100	81	83	100 kg
60.50.125V10	125	81	108	100 kg
60.50.150V10	150	131	133	100 kg
60.50.175V10	175	131	158	100 kg
60.50.200V10	200	181	183	100 kg
60.50.250V10	250	181	233	100 kg
60.50.300V10	300	181	283	100 kg

Mobile drawer cabinets 555 mm width | 736 mm depth

kg 500



- 7x drawer
- Incl. roll-off edge on 3 sides and ribbed rubber mat
- 1x perforated wall setup

Item no.	Dimensions in mm	Version
04.10.07V	555 x 736 x 990	Drawer cabinet
03.983.580	555 x 604	Perforated wall setup



- 4x drawer
- Incl. roll-off edge on 3 sides and ribbed rubber mat
- 1x perforated side wall
- 1x depositing box

Item no.	Dimensions in mm	Version
04.10.04V	555 x 736 x 990	Drawer cabinet
03.983.581	720 x 604	Perforated side wall

Accessories for perforated wall system



Rail for open fronted storage bins

- For hanging on the perforated wall

Item no.	Width in mm
03.900.06	300
03.900.05	400



Machine holder

Item no.	Dimensions in mm (Ø)
03.87.357	40
03.87.358	60
03.87.359	80



Open fronted storage bins

- Polypropylene

Item no.	Dimensions in mm (WxDxH)
03.900.001	100 x 95 / 65 x 50
03.900.002	100 x 175 / 140 x 75
03.900.003	145 x 235 / 195 x 125
03.900.004	200 x 350 / 300 x 145
03.900.005	200 x 350 / 300 x 200



Round holder

Item no.	Dimensions in mm (WxD)
03.87.355	65 x 25



Depositing box

- Dimensions in mm (WxDxH): 730 x 90 x 85

Item no.	Version for
03.983.53.1	Perforated wall setup
03.983.68.1	Perforated side wall



Double tool clamp

Item no.	Dimensions in mm (Ø)
03.87.341	6
03.87.342	10
03.87.343	13
03.87.344	16
03.87.345	19



Mobile workbenches



Mobile workbench with shelves

- Beech multiplex worktop 25 mm
- 4x steering caster, Ø 125 mm, thereof 2 with locks
- Push handle

kg 400

Item no.	Dimensions in mm (WxDxH)	Designation
04.512.20	1200 x 540 x 880	1x shelf
04.512.30	1200 x 540 x 880	2x shelf



Mobile workbench with shelves

- Beech multiplex worktop 25 mm
- 4x steering caster, Ø 125 mm, thereof 2 with locks
- Push handle

kg 400

Item no.	Dimensions in mm (WxDxH)	Designation
04.515.20	1500 x 540 x 880	1x shelf
04.515.30	1500 x 540 x 880	2x shelf



Mobile worktable

- Beech multiplex worktop 40 mm
- 1x beech multiplex shelf 25 mm
- 4x steering caster, Ø 125 mm, thereof 2 with locks
- Push handle

kg 400

Item no.	Dimensions in mm (WxDxH)
04.12.01	1200 x 750 x 859
04.15.01	1500 x 750 x 859
04.20.01	2000 x 750 x 859



Mobile worktable,

- Beech multiplex worktop 40 mm
- 1x beech multiplex shelf 25 mm
- 2x fixed and 2x steering caster with locks, Ø 200 mm
- Push handle

kg 600

Item no.	Dimensions in mm (WxDxH)
04.12.02	1200 x 750 x 995 mm
04.15.02	1500 x 750 x 995 mm
04.20.02	2000 x 750 x 995 mm

Mobile workbenches

Mobile workbenches 1200 mm width | 540 mm depth

kg 400

- Beech multiplex worktop 25 mm
- Internal usable dimension: 450 x 400 mm
- Drawers with full pull-out (FP) 100 %, load capacity 50 or 75 kg
- Cylinder lock with two keys
- Push handle
- 4x steering caster, thereof 2 with locks, Ø 125 mm
- Suitable divider material see page 73



- Left: 2x shelf
- Right: 3x drawer

Item no.	Dimensions in mm (WxDxH)
04.512.03	1200 x 540 x 880



- Left: 2x shelf
- Right: 5x drawer

Item no.	Dimensions in mm (WxDxH)
04.512.05	1200 x 540 x 880

Individual arrangement

NEW



Mobile workbench
1x empty housing, 2x wooden shelf, 1x push handle,
4x steering caster, thereof 2 with locks, Ø 125 mm, usable height 500 mm

Item no.	Dimensions in mm (WxDxH)
04.512M	1200 x 540 x 880

Divider material see page 73

Drawers

- 450 x 400 mm (WxD)

Item no.	Front height in mm	Shell height in mm	Usable height in mm	Load capacity
60.046.075VA	75	59	60	50 kg
60.046.100VA	100	85	90	50 kg
60.046.150VA	150	135	140	50 kg
60.046.200VA	200	185	190	50 kg
60.046.250VA	250	185	240	50 kg
60.046.300VA	300	185	290	50 kg
60.046.100VA-75	100	85	90	75 kg
60.046.150VA-75	150	135	140	75 kg
60.046.200VA-75	200	185	190	75 kg
60.046.250VA-75	250	185	240	75 kg
60.046.300VA-75	300	185	290	75 kg

Hinged door

- Hinges on the right and left are possible
- Twist lock cylinder lock with 2 keys

Item no.	Usable heights (mm)
01.053.500E	500

Shelf

Item no.	Dimensions in mm (WxDxH)
04.053.013	475 x 443 x 22

Mobile workbenches 1200 mm width | 540 mm depth

kg 400

- Beech multiplex worktop 25 mm
- Internal usable dimension: 450 x 400 mm
- Drawers with full pull-out (FP) 100 %, load capacity 75 kg
- Cylinder lock with two keys
- Push handle
- 4x steering caster, thereof 2 with locks, Ø 125 mm



- Left: 2x shelf
- Right: 1x hinged door

Item no.	Dimensions in mm (WxDxH)
04.512.01	1200 x 540 x 880



- Left: 2x shelf | Right: 4x drawer

Multi-board setup

- With 2x support column, 1x perforated wall, 1x magnetic board, 1x A4 info pouch

Item no.	Dimensions in mm (WxDxH)
04.512.04	1200 x 540 x 880
03.900.12.02	Multi-board setup 1000 x 650



Multi-board setup

- 2x support column
- 1x perforated wall
- 1x magnetic board
- 2x shelf, 220 mm

Item no.	Dimensions in mm (WxDxH)
03.900.12.01	1000 x 220 x 950

You can find further perforated wall accessories on/from page 288



Range of hooks, 18 parts

- 5x tool holder with inclined end
- 2x tool holder with vertical end
- 3x double tool holder
- 3x tool clamp
- 2x pliers holder
- 1x drill holder
- 1x spanner holder
- 1x screwdriver holder

Item no.
03.87.395-18

Mobile workbenches

Mobile workbenches 1250 mm width | 750 mm depth

kg 500

- Beech multiplex worktop 40 mm
- Internal usable dimension: 450 x 600 mm
- Usable height of housing 400 mm
- Cylinder lock with two keys
- Push handle
- Drawers with full pull-out 100 %
- Drawers with 50 mm front height, load capacity 70 kg
  Drawers from 75 mm front height, load capacity 100 kg
- 4x steering caster, Ø 125 mm, thereof 2 with locks
- Suitable divider material see page 97



- Left: 1x hinged door, 1x shelf
- Right: 1x drawer

Item no.	Dimensions in mm (WxDxH)
04.12.04V	1250 x 750 x 859



- Left: 1x hinged door
- Right: 4x drawer

Item no.	Dimensions in mm (WxDxH)
04.12.05V	1250 x 750 x 859

Individual arrangement

4x steering caster, Ø 125 mm, thereof 2 with locks
Usable height 400 mm, 1x push handle

NEW



Mobile workbench
1x empty housing, 1x wooden shelf

Item no.	Dimensions in mm (WxDxH)
04.12.859-1M	1250 x 750 x 859



Mobile workbench
2x empty housing

Item no.	Dimensions in mm (WxDxH)
04.12.859-2M	1250 x 750 x 859

Hinged doors

Item no.	Usable heights (mm)	side
03.050.400EL	400	left
03.050.400ER	400	right

Shelf

Item no.	Dimensions in mm (WxDxH)
03.1094.01	499 x 705 x 20

Drawers

Divider material see page 97

VA 100 kg 100%

- 450 x 600 mm (WxD) with full pull-out 100 % – 70/100 kg

Item no.	Front height	Shell height	Usable height	Load capacity
60.50.050V07	50	28	30	70 kg
60.50.075V10	75	56	58	100 kg
60.50.100V10	100	81	83	100 kg
60.50.125V10	125	81	108	100 kg
60.50.150V10	150	131	133	100 kg
60.50.175V10	175	131	158	100 kg
60.50.200V10	200	181	183	100 kg
60.50.250V10	250	181	233	100 kg
60.50.300V10	300	181	283	100 kg

Mobile workbenches 1250 mm width | 750 mm depth

kg 500

- Beech multiplex worktop 25 mm
- Internal usable dimension: 450 x 600 mm
- Usable height of housing 600 mm
- Cylinder lock with two keys
- Push handle
- Drawers with full pull-out 100 %
- Drawers with 50 mm front height, load capacity 70 kg
  Drawers from 75 mm front height, load capacity 100 kg
- 4x steering caster, Ø 125 mm, thereof 2 with locks
- Suitable divider material see page 97



- Left: 4x drawer
- Right: 1x hinged door, 1x shelf

Item no.	Dimensions in mm (WxDxH)
04.12.19V	1250 x 750 x 935



- Left: 3x drawer
- Right: 3x drawer

Item no.	Dimensions in mm (WxDxH)
04.12.23V	1250 x 750 x 935

Individual arrangement

NEW



Mobile workbench
2x empty housing, 1x push handle,
4x steering caster Ø 125 mm, thereof 2 with locks
Usable height 600 mm

Item no.	Dimensions in mm (WxDxH)
04.12.935M	1250 x 750 x 935

Hinged door

- Hinges on the right and left are possible
- Twist lock cylinder lock with 2 keys

Item no.	Usable heights (mm)
03.050.600	600

Shelf

Item no.	Dimensions in mm (WxDxH)
03.1094.01	499 x 705 x 20

Rear edge profile

Item no.	Width in mm
RPA125	1250

Workbench top end profiles on 3 sides

Item no.	Dimensions in mm (WxD)
PA.1275.12	1250 x 750

Drawers

Divider material see page 97

VA 100 kg 100 %

- 450 x 600 mm (WxD) with full pull-out 100 % – 70/100 kg

Item no.	Front height	Shell height	Usable height	Load capacity
60.50.050V07	50	28	30	70 kg
60.50.075V10	75	56	58	100 kg
60.50.100V10	100	81	83	100 kg
60.50.125V10	125	81	108	100 kg
60.50.150V10	150	131	133	100 kg
60.50.175V10	175	131	158	100 kg
60.50.200V10	200	181	183	100 kg
60.50.250V10	250	181	233	100 kg
60.50.300V10	300	181	283	100 kg

Mobile workbenches

Mobile workbenches 1250 mm width | 750 mm depth

kg 700

- Beech multiplex worktop 40 mm
- Internal usable dimension: 450 x 600 mm
- Usable height of housing 600 mm
- Cylinder lock with two keys
- Push handle
- Drawers with full pull-out 100 %
- Drawers with 50 mm front height, load capacity 70 kg
  Drawers from 75 mm front height, load capacity 100 kg
- 2x fixed and 2x steering caster with locks, Ø 200 mm
- Suitable divider material see page 97



- Left: 4x drawer
- Right: 5x drawer

Item no.	Dimensions in mm (WxDxH)
04.12.29V	1250 x 750 x 995



- Left: 4x drawer
- Right: 4x drawer

Item no.	Dimensions in mm (WxDxH)
04.12.28V	1250 x 750 x 995

Individual arrangement

NEW



Mobile workbench
2x empty housing, 1x push handle, 2x fixed and
2x steering caster with locks, Ø 200 mm
Usable height 600 mm

Item no.	Dimensions in mm (WxDxH)
04.12.995M	1250 x 750 x 995

Hinged door

- Hinges on the right and left are possible
- Twist lock cylinder lock with 2 keys

Item no.	Usable heights (mm)
03.050.600	600

Shelf

Item no.	Dimensions in mm (WxDxH)
03.1094.01	499 x 705 x 20

Rear edge profile

Item no.	Width in mm
RPA125	1250

Workbench top end profiles on 3 sides

Item no.	Dimensions in mm (WxD)
PA.1275.12	1250 x 750

Drawers

Divider material see page 97

VA 100 kg 100 %

- 450 x 600 mm (WxD) with full pull-out 100 % – 70/100 kg

Item no.	Front height	Shell height	Usable height	Load capacity
60.50.050V07	50	28	30	70 kg
60.50.075V10	75	56	58	100 kg
60.50.100V10	100	81	83	100 kg
60.50.125V10	125	81	108	100 kg
60.50.150V10	150	131	133	100 kg
60.50.175V10	175	131	158	100 kg
60.50.200V10	200	181	183	100 kg
60.50.250V10	250	181	233	100 kg
60.50.300V10	300	181	283	100 kg

Mobile workbenches 1200 mm width | 600 mm depth

kg 500

- Beech multiplex worktop 25 mm
- Internal usable dimension: 450 x 525 mm
- **Drawers with single pull-out 88 %, load capacity 35 kg**
- Drawers on roller bearings
- 2x fixed and 2x steering caster with locks, Ø 200 mm



- Left: 4x drawer, single pull-out (SP)
- Right: 4x drawer, single pull-out (SP)

Item no.	Dimensions in mm (WxDxH)
04.12.83	1200 x 600 x 820



- Left: 4x drawer, single pull-out (SP)
- Right: 2x beech multiplex shelf 25 mm

Item no.	Dimensions in mm (WxDxH)
04.12.81	1200 x 600 x 820



- Left: 1x hinged door
- Right: 2x beech multiplex shelf 25 mm

Item no.	Dimensions in mm (WxDxH)
04.12.80	1200 x 600 x 820



- Left: 4x drawer, single pull-out (SP)
- Right: 1x hinged door

Item no.	Dimensions in mm (WxDxH)
04.12.82	1200 x 600 x 820

Drawer inserts, internal dimension 450 x 525 mm



- 1x CCR 525 mm
- 6x DIV 225 mm

Item no.	Front
128-1	100



- 3x CCR 525 mm
- 12x DIV 112.5 mm

Item no.	Front
128-3	100



- 4x SPB 150 x 150 mm
- 7x SPB 75 x 150 mm
- 12x SPB 75 x 75 mm

Item no.	Front
128-7	100

CCR = Centre compartment rails, DIV = Divider, SPB = Small Parts Box, TP = Trough Plate, SDIV = Slot-in divider

Mobile workbenches

Mobile workbenches 1500 mm width | 750 mm depth

kg 400

- Beech multiplex worktop 40 mm
- Internal usable dimension: 600 x 600 mm
- Usable height of housing 400 mm
- Drawers with full pull-out 100 %
- Drawers with 50 mm front height, load capacity 70 kg
  Drawers from 75 mm front height, load capacity 100 kg
- Cylinder lock with two keys
- Push handle
- 4x steering caster, Ø 125 mm, thereof 2 with locks
- Suitable divider material see page 105



- Left: 4x drawer
- Right: 1x drawer 400 mm, load capacity 180 kg

Item no.	Dimensions in mm (WxDxH)
04.15.14V	1500 x 750 x 859



- Left: 4x drawer
- Right: 3x drawer

Item no.	Dimensions in mm (WxDxH)
04.15.43V	1500 x 750 x 859

Individual arrangement

NEW



Mobile workbench
2x empty housing, 1x push handle, 4x steering caster Ø 125 mm, thereof 2 with locks
Usable height 400 mm

Item no.	Dimensions in mm (WxDxH)
04.15.859M	1500 x 750 x 859

Divider material see page 105

VA 100 kg 100%

- 600 x 600 mm (WxD) with full pull-out 100 % – 70/100 kg

Item no.	Front height	Shell height	Usable height	Load capacity
60.70.050V07	50	28	30	70 kg
60.70.075V10	75	56	58	100 kg
60.70.100V10	100	81	83	100 kg
60.70.125V10	125	81	108	100 kg
60.70.150V10	150	131	133	100 kg
60.70.175V10	175	131	158	100 kg
60.70.200V10	200	181	183	100 kg
60.70.250V10	250	181	233	100 kg
60.70.300V10	300	181	283	100 kg

Hinged door

- Hinges on the right and left are possible
- Twist lock cylinder lock with 2 keys

Item no.	Usable heights (mm)
03.070.400E	400

Shelf

Item no.	Dimensions in mm (WxDxH)
03.1094.00	649 x 705 x 20

Rear edge profile

Item no.	Width in mm
RPA150	1500

Workbench top end profiles on 3 sides

Item no.	Dimensions in mm (WxD)
PA150	1500 x 750

- Beech multiplex worktop 40 mm
- Internal usable dimension: 600 x 600 mm
- Usable height of housing 400 mm
- Drawers with full pull-out 100 %, load capacity 100 kg
- Push handle
- 4x steering caster, Ø 125 mm, thereof 2 with locks



- Left: 4x drawer
- Right: 1x hinged door

Item no.	Dimensions in mm (WxDxH)
04.15.41V	1500 x 750 x 859



- Left: 1x drawer, 1x hinged door
- Right: 1x drawer, 1x hinged door

Multi-board

- 2x support column
- 1x shelf, 220 mm, 1x perforated wall, 1x magnetic board

Item no.	Dimensions in mm (WxDxH)	Version
04.15.22V	1500 x 750 x 859	Mobile workbench
03.900.15.32	1500 x 1250	Multi-board



- Left: 3x drawer
- Right: 3x drawer

Multi-board

- 2x support column, 1x overhead frame, 1x equipment rail
- 1x perforated wall, 1x magnetic board, 1x shelf, 320 mm

Item no.	Dimensions in mm	Version
04.15.33V	1500 x 750 x 859	Mobile workbench
03.900.15.30	1500 x 1250	Multi-board



- Left: 1x hinged door
- Right: 4x drawer

Multi-board

- 2x support column
- 1x magnetic board, 1x shelf, 220 mm, 1x shelf, 320 mm

Item no.	Dimensions in mm	Version
04.15.24V	1500 x 750 x 859	Mobile workbench
03.900.15.31	1500 x 1250	Multi-board

Supplied without hooks, boxes and decoration

Mobile computer, measuring and testing stations

Besides standard products in various widths and heights with extensive accessory parts, we also manufacture customer-related solutions and tailor-made products for your production and/or storage area. Simply ask us!

NEW





Media stand

- Plastic roller shutters, lockable, top
- Perforated double hinged door, lockable, bottom
- 1x shelf
- Cable passage in rear wall
- 4x steering caster Ø125, thereof 2 with locks
- 2x push handle

Item no.	Dimensions in mm (WxDxH)
04.RC.01	1250 x 500 x 1757

Coffee stand with lateral folding table

- Plastic roller shutters, lockable, top
- 1x hinged door
- 2x shelf
- Lateral folding table, beech multiplex 25 mm
- Cable passage in rear wall
- 4x steering caster Ø125, thereof 2 with locks
- 2x push handle

Item no.	Dimensions in mm (WxDxH)
04.RC.02	600/1400 x 700 x 1757

All models are intended for the holding of IT hardware components.
Equipped to customer requirements.

Advantages
- All models are available in stationary and mobile versions
- Stable sheet steel constructions with a powder coating
- Cable passages on the rear
- Ventilation slots/square holes
- Individually configured or according to our arrangement
- Supplied fully assembled

Computer cabinet
Mobile add-on:
- 2x fixed and 2x steering caster with locks, Ø 125 mm

Computer cabinet:
- Hinged door: top H 727, bottom H 979 mm
- Keyboard drawer: H 84 mm with anti-slip mat
- Pull-out shelf
- Fan
- Socket bar, 4x with connection cable

Item no.	Dimensions in mm (WxDxH)	Description
04.118.601	680 x 600 x 160	Mobile add-on
04.118.05	680 x 736 x 160	Mobile add-on
04.118.600	680 x 600 x 1838	Computer cabinet
04.118.003	680 x 736 x 1838	Computer cabinet





Computer cabinet | Stationary
- Hinged door: top H 558, bottom H 630 mm
- Keyboard drawer: H 84 mm
- Fan
- 1x 4-way socket bar with connection cable

Item no.	Dimensions in mm (WxDxH)
04.118.002	680 x 736 x 1320



Computer cabinet | Stationary or mobile
- Computer housing made of high-quality thin sheet metal with one vertical and one horizontal partition wall and 1 x keyboard drawer
- 1x 4-way socket bar
- Monitor attachment housing incl. keyboard drawer
- Mobile add-on: 2x fixed and 2x steering caster with locks, Ø 125 mm

Item no.	Dimensions in mm (WxDxH)	Description
04.118.609	1005 x 600 x 160	Mobile add-on: 2x fixed and 2x steering caster with locks, Ø 125 mm
04.118.608	1005 x 600 x 820	Computer housing
04.118.607	680 x 600 x 820	Monitor attachment housing

Mobile office | Stationary or mobile



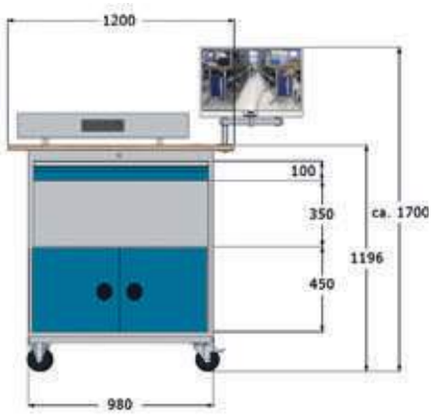









Mobile office 1 | Stationary or mobile

- Computer cabinet with 1x shelf
- 2x hinged door
- 1x drawer, 100 mm
- Energy duct with 4x earthed sockets and monitor bracket
- Square holes in rear wall for ventilation

Pos.	Item no.	Dimensions in mm (WxDxH)	Description
1	01.098.009	980 x 500 x 150	Mobile add-on: - 4x steering caster, thereof 2 with locks, Ø 125 mm
2	04.980.30	463 x 211	Tray
3	04.980.02	980 x 500 x 1020	Housing with hinged doors
4	60.098.100VA	900 x 400 x 100	Drawer FH 100 mm
5	03.12.25	1250 x 750 x 25	Beech multiplex worktop 25mm
6	07.861.10.14	1000 x 60 x 130	Energy duct with 1x 4-way socket
7	07.98.20	333 x 320	Monitor bracket complete with pivot arm
	04.980.01	1200 x 700 x 1196	Mobile office, as illustrated

- Stationary or mobile
- Cable passages
- Square holes in rear wall for ventilation



- 1x shelf
- Beech multiplex top 25 mm
- 2x hinged door
- 1x drawer, 100 mm
- 1x monitor attachment housing
- Window cutout, 355 x 550 mm
- 1x roller base, Ø 125 mm

Pos.	Item no.	Dimensions in mm (WxDxH)	Description
1	01.098.009	980 x 500 x 150	Mobile add-on: 4x steering caster, thereof 2 with locks, Ø 125 mm
2	04.980.03	980 x 500 x 1044	Housing with hinged doors and worktop
3	04.110.CM	700 x 300 x 600	Monitor attachment housing
	04.980.04	1200 x 700 x 1796	Computer trolley, as illustrated



- 2x hinged door
- 1x keyboard pull-out
- 1x shelf
- Perforated rear wall
- 1x inclined shelf
- 1x flat screen bracket with VESA screw connection
- 1x roller base, Ø 125 mm
- 1x 4-way socket

Pos.	Item no.	Dimensions in mm (WxDxH)	Description
1	01.068.009	680 x 500 x 150	Mobile add-on: 4x steering caster, thereof 2 with locks, Ø 125 mm
2	04.680.01	680 x 500 x 820	Housing with hinged doors
3	04.680.PA	680 x 500 x 640	Perforated wall with flat screen bracket + desk attachment and pull-out drawer
	04.680.C125	680 x 500 x 1610	Computer trolley, as illustrated



- 1x hinged door
- Beech multiplex top 25 mm
- 1x drawer, 100 mm
- 1x roller base, Ø 125 mm
- 1x 4-way socket

Pos.	Item no.	Dimensions in mm (WxDxH)	Description
1	01.046.009	530 x 500 x 150	Mobile add-on: 4x steering caster, Ø 125 mm, thereof 2 with locks
2	04.530.01	530 x 500 x 820	Housing with hinged door, 1x shelf, 1x socket bar and 1x drawer
3	03.53/50.25	530 x 500 x 25	Beech multiplex top 25 mm
	04.530.02	530 x 500 x 1000	Computer trolley, as illustrated



- 2x hinged door
- Beech multiplex top 25 mm
- 1x monitor attachment housing
- Window cutout, 355 x 550 mm
- 1x roller base, Ø 125 mm
- 1x 4-way socket

Pos.	Item no.	Dimensions in mm (WxDxH)	Description
1	01.068.009	680 x 500 x 150	Mobile add-on: 4x steering caster, Ø 125 mm, thereof 2 with locks
2	04.680.10	700 x 500 x 820	Housing with hinged doors, top and 1x shelf
3	04.110.CM	700 x 300 x 600	Monitor attachment housing
	04.680.02	750 x 500 x 1600	Computer trolley, as illustrated

Mobile computer, measuring and testing stations

Computer trolley 105 | Stationary or mobile

- Hinged door cabinet with or without desk attachment
- Attachment parts such as perforated walls and monitor brackets with VESA screw connection can be retrofitted.
- Stationary or mobile
- Cable passages
- Square holes in rear wall for ventilation





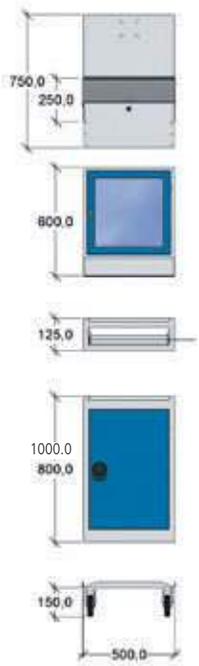

Computer trolley 105-1

- 1x hinged door
- 1x drawer
- 2x shelf
- 1x monitor bracket with VESA screw connection
- 1x roller base, Ø 125 mm
- 1x 4-way socket

Pos.	Item no.	Dimensions in mm (WxDxH)	Description
1	04.105.125	500 x 500 x 150	Mobile add-on: 4x steering caster, Ø 125 mm, thereof 2 with locks
2	04.105C	500 x 500 x 1000	Hinged door cabinet
3	04.105.BH	500 x 575	Flat screen attachment
	04.105.MC125	500 x 500 x 1725	Computer trolley, as illustrated

Computer trolley 105-2

- 1x hinged door
- 1x drawer
- 2x shelf
- 1x desk attachment
- 1x monitor bracket with VESA screw connection
- 1x roller base, Ø 125 mm
- 1x 4-way socket

Pos.	Item no.	Dimensions in mm (WxDxH)	Description
1	04.105.125	500 x 500 x 150	Mobile add-on: 4x steering caster, Ø 125 mm, thereof 2 with locks
2	04.105C	500 x 500 x 1000	Hinged door cabinet
3	04.105.205	500 x 500 x 250	Desk attachment
4	04.105.BH	500 x 575	Flat screen attachment
	04.105.MKC125	500 x 500 x 1725	Computer trolley, as illustrated













Computer trolley 105-3

- 1x hinged door
- 1x drawer
- 2x shelf
- 1x monitor attachment housing
- 1x mouse tray
- 1x roller base, Ø 125 mm
- 1x 4-way socket

Pos.	Item no.	Dimensions in mm (WxDxH)	Description
1	04.105.125	500 x 500 x 150	Mobile add-on: 4x steering caster, Ø 125 mm, thereof 2 with locks
2	04.105C	500 x 500 x 1000	Hinged door cabinet
3	04.105.CM01	500 x 300 x 600	Monitor attachment housing
4	04.105.MAA	150 x 175	Mouse tray
	04.105.C01	500 x 500 x 1750	Computer trolley, as illustrated

Computer trolley 105-4

- 1x hinged door
- 1x drawer
- 2x shelf
- 1x intermediate block with keyboard pull-out
- 1x monitor attachment housing
- 1x mouse tray
- 1x roller base, Ø 125 mm
- 1x 4-way socket

Pos.	Item no.	Dimensions in mm (WxDxH)	Description
1	04.105.125	500 x 500 x 150	Mobile add-on: 4x steering caster, Ø 125 mm, thereof 2 with locks
2	04.105C	500 x 500 x 1000	Hinged door cabinet
3	04.105.TAA	500 x 500 x 200	1x intermediate block with keyboard pull-out
4	04.105.CM02	500 x 500 x 600	Monitor attachment housing
5	04.105.MAA	150 x 175	Mouse tray
	04.105.C02	500 x 500 x 1950	Computer trolley, as illustrated

Mobile computer, measuring and testing stations

Computer trolley 110 | Stationary or mobile

- Stationary or mobile
- Cable passages
- Square holes in rear wall for ventilation

Computer trolley 110-1

- 2x hinged door
- 1x adjustable shelf
- 1x monitor attachment housing
- 1x roller base, Ø 125 mm

Pos.	Item no.	Dimensions in mm (WxDxH)	Description
1	04.110.125	1000 x 500 x 150	Mobile add-on: 4x steering caster, Ø 125 mm, thereof 2 with locks
2	04.180.C01	1000 x 500 x 820	Hinged door cabinet
3	04.105.CM01	500 x 300 x 600	Monitor attachment housing
	04.180.C03	1000 x 500 x 1575	Computer trolley, as illustrated





Computer trolley 110-2

- 2x hinged door
- 1x adjustable shelf
- 1x monitor attachment housing
- 1x roller base, Ø 125 mm

Pos.	Item no.	Dimensions in mm (WxDxH)	Description
1	04.110.125	1000 x 500 x 150	Mobile add-on: 4x steering caster, Ø 125 mm, thereof 2 with locks
2	04.180.C01	1000 x 500 x 820	Hinged door cabinet
3	04.110.CM	700 x 300 x 600	Monitor attachment housing
	04.180.C04	1000 x 500 x 1575	Computer trolley, as illustrated



Computer trolley 110-3

- 2x hinged door
- 1x adjustable shelf
- 1x monitor attachment housing
- 1x roller base, Ø 125 mm

Pos.	Item no.	Dimensions in mm (WxDxH)	Description
1	04.110.125	1000 x 500 x 150	Mobile add-on: 4x steering caster, Ø 125 mm, thereof 2 with locks
2	04.180.C01	1000 x 500 x 820	Hinged door cabinet
3	04.MAG100/30	1000 x 300 x 600	Monitor attachment housing, two-door
	04.180.C05	1000 x 500 x 1575	Computer trolley, as illustrated







Computer trolley 110-4

- 2x hinged door
- 1x adjustable shelf
- 1x monitor attachment housing
- 1x roller base, Ø 125 mm
- 1x desk attachment

Pos.	Item no.	Dimensions in mm (WxDxH)	Description
1	04.110.125	1000 x 500 x 150	Mobile add-on: 4x steering caster, Ø 125 mm, thereof 2 with locks
2	04.180.C01	1000 x 500 x 820	Hinged door cabinet
3	04.105.205	500 x 500 x 250	Desk attachment
4	04.105.CM01	500 x 300 x 600	Monitor attachment housing
5	04.105.MAA	150 x 175	Mouse tray
	04.180.C06	1000 x 500 x 1575	Computer trolley, as illustrated





Computer trolley 110-5

- 2x hinged door
- 1x adjustable shelf
- 1x roller base, Ø 125 mm
- 1x desk attachment with pull-out drawer and perforated wall for flat screen

Pos.	Item no.	Dimensions in mm (WxDxH)	Description
1	04.110.125	1000 x 500 x 150	Mobile add-on: 4x steering caster, Ø 125 mm, thereof 2 with locks
2	04.180.C01	1000 x 500 x 820	Hinged door cabinet
3	04.680.PA	680 x 500 x 640	Perforated wall with flat screen bracket + desk attachment and pull-out drawer
	04.180.C02	1000 x 500 x 1610	Computer trolley, as illustrated



Computer trolley 110-6

- 2x hinged door
- 1x adjustable shelf
- 1x monitor attachment housing
- 1x roller base, Ø 125 mm

Pos.	Item no.	Dimensions in mm (WxDxH)	Description
1	04.110.125	1000 x 500 x 150	Mobile add-on: 4x steering caster, Ø 125 mm, thereof 2 with locks
2	04.180.C01	1000 x 500 x 820	Hinged door cabinet
3	03.12/60.25	1200 x 600 x 25	Wooden shelf
4	04.110.CM	700 x 300 x 600	Monitor attachment housing
	04.180.C07	1200 x 600 x 1660	Computer trolley, as illustrated

Parts trolley

Multi-trolley combinations from practice

- Total load capacity 500 kg
- Side push handle
- Equipped with 2x fixed and 2x steering caster with locks, Ø 125 mm

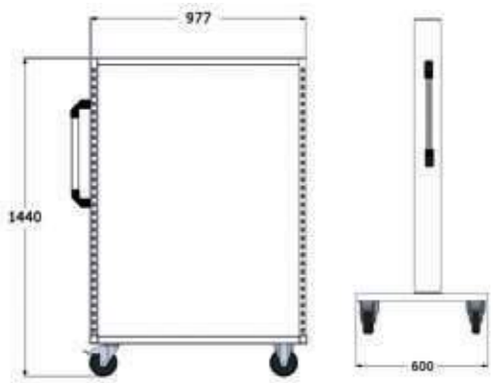

Multi-trolley
- Empty

Item no.	Dimensions in mm (WxDxH)
07.58.10	990 x 610 x 1450





Multi-trolley
- 8x perforated wall, 302 mm

Item no.	Dimensions in mm (WxDxH)
07.58.17	990 x 610 x 1450



Multi-trolley
- Bottom shelf
- 8x inclinable shelf 320 mm depth
- Supplied without decoration

Item no.	Dimensions in mm (WxDxH)
07.58.14	990 x 610 x 1450

Accessories



Bin carrier 1000 mm
- Fully equipped with open fronted storage bins

Item no.	Open fronted storage bins in mm	Piece
03.900.012	Size 2: 100 x 170 / 140 x 80	8
03.900.013	Size 3: 145 x 230 / 195 x 125	6
03.900.015	Size 5: 200 x 350 / 300 x 200	4



Bottom shelf
- For multi-trolley 07.58.10

Item no.
07.58.20



Top shelf
- For multi-trolley 07.58.10

Item no.
07.58.22



Multi-trolley
- Bottom shelf
- 4x inclinable shelf 320 mm depth
- 2x perforated wall, 302 mm
- Supplied without decoration

Item no.	Dimensions in mm (WxDxH)
07.58.16	990 x 610 x 1450



Multi-trolley
- 2x shelf, 220 mm depth
- 2x inclinable shelf, 320 mm
- 1x multi-roller shutter cabinet

Item no.	Dimensions in mm (WxDxH)
07.58.19	990 x 610 x 1450



Multi-trolley
- Complete, as illustrated
- 4x bin strip with open fronted storage bins, size 2
- 4x bin strip with open fronted storage bins, size 3
- 4x bin strip with open fronted storage bins, size 5

Item no.	Dimensions in mm (WxDxH)
07.58.12	990 x 610 x 1450



Multi-trolley
- Top shelf
- 4x inclinable shelf 420 mm depth
- 8x Euro storage bin 400 x 600 x 120 mm

Item no.	Dimensions in mm (WxDxH)
07.58.18	990 x 610 x 1450

Accessories



Euro storage bin
- Polypropylene
- Blue

Item no.	Dimensions in mm (WxDxH)
03.55498	300 x 400 x 120
03.55501	300 x 400 x 170
03.55504	300 x 400 x 220



Shelf
- 0°, 10° & 20° inclinable

Item no.	Depth in mm
03.910.220	220
03.910.320	320
03.910.420	420



Perforated wall
- Mounting between support columns

Item no.	Dimensions in mm (WxDxH)
03.983.102	1000 x 20 x 302

Parts trolley

Mobile magazine combinations from practice



Mobile magazine

- As illustrated (delivered unassembled)

Item no.	Dimensions in mm (WxDxH)
04.STM.106	600 x 620 x 1390



Mobile magazine

- As illustrated (delivered unassembled)

Item no.	Dimensions in mm (WxDxH)
04.STM.70	600 x 620 x 1390



Mobile magazine

- As illustrated (delivered unassembled)

Item no.	Dimensions in mm (WxDxH)
04.STM.84	600 x 620 x 1390



Mobile magazine

- As illustrated (delivered unassembled)

Item no.	Dimensions in mm (WxDxH)
04.STM.52	600 x 620 x 1390

Bin strip with tipping drawers



- Size 2
  600 x 246 x 353 mm

Item no.
04.STS.2



- Size 3
  600 x 163 x 242 mm

Item no.
07.89.33



- Size 4
  600 x 137 x 207 mm

Item no.
07.89.34



- Size 5
  600 x 110 x 164 mm

Item no.
07.89.35



- Size 6
  600 x 75 x 110 mm

Item no.
07.89.36



- Size 9
  600 x 51 x 77 mm

Item no.
04.STS.9



Mobile magazine, base frame

- Empty, without suspension rails

Item no.	Dimensions in mm (WxDxH)
04.SBFA.M	1150 x 500 x 1570
04.13001150	Suspension rail, base frame



Mobile magazine

- Equipped with 142x open fronted storage bins on 18x rail

Item no.	Dimensions in mm (WxDxH)	Open fronted storage bin
04.SBM.142	1150 x 500 x 1570	SB, with edges
04.FAM.142	1150 x 500 x 1570	FA, with rounded edges



Mobile magazine

- Equipped with 180x open fronted storage bins on 20x rail

Item no.	Dimensions in mm (WxDxH)	Open fronted storage bin
04.SBM.180	1150 x 500 x 1570	SB, with edges
04.FAM.180	1150 x 500 x 1570	FA, with rounded edges



Mobile magazine

- Equipped with 84x open fronted storage bins on 14x rail

Item no.	Dimensions in mm (WxDxH)	Open fronted storage bin
04.SBM.84	1150 x 500 x 1570	SB, with edges
04.FAM.84	1150 x 500 x 1570	FA, with rounded edges

Open fronted storage bins in blue. Other colours on request.



- Open fronted storage bin size 4 FA
  148 x 229 x 122 mm

Item no.
04.FA.4



- Open fronted storage bin size 4 SB
  150 x 230 x 130 mm

Item no.
04.SB.4



- Open fronted storage bin size 5 FA
  104 x 167 x 76 mm

Item no.
04.FA.5



- Open fronted storage bin size 5 SB
  100 x 160 x 75 mm

Item no.
04.SB.5

Parts trolley

Trolleys

These mobile material and small parts storage units are ideal wherever assembly, repairs or commissioning is carried out. Fitted with slotted panels and assorted practical open fronted storage bins on both sides, they keep all types of small material clearly arranged and ready to hand and ensure easy transport.

- Small parts boxes L x W x H Size 6 = 230 x 140 x 130 mm | Size 7 = 160 x 105 x 75 mm | Size 8 = 85 x 105 x 45 mm
- Modular structure, 3 different heights, impact and scratch resistant plastic coating, width 1000 mm, depth 500 mm
- Double-sided use, ergonomic handles, horizontal mounting and dismounting of open fronted storage bins



Trolley, size 2

- W x D x H: 1000 x 500 x 890 mm
- With 88 bins

Item no.	Size 6	Size 7	Size 8
04.01.0913	24	64	-



Trolley, size 2

- W x D x H: 1000 x 500 x 890 mm
- With 96 bins

Item no.	Size 6	Size 7	Size 8
04.02.0913	-	96	-



Trolley, size 2

- W x D x H: 1000 x 500 x 890 mm
- With 60 bins

Item no.	Size 6	Size 7	Size 8
04.03.0913	60	-	-



Trolley, size 3

- W x D x H: 1000 x 500 x 1230 mm
- With 152 bins

Item no.	Size 6	Size 7	Size 8
04.01.2013	24	80	48



Trolley, size 3

- W x D x H: 1000 x 500 x 1230 mm
- With 112 bins

Item no.	Size 6	Size 7	Size 8
04.02.2013	48	64	-

Fitting trolleys
also ESD conductive
available on page 439



Trolley, size 3

- W x D x H: 1000 x 500 x 1230 mm
- With 84 bins

Item no.	Size 6	Size 7	Size 8
04.03.2013	84	-	-



Trolley, size 4

- W x D x H: 1000 x 500 x 1580 mm
- With 160 bins

Item no.	Size 6	Size 7	Size 8
04.01.3513	48	112	-



Trolley, size 4

- W x D x H: 1000 x 500 x 1580 mm
- With 108 bins

Item no.	Size 6	Size 7	Size 8
04.03.3513	108	-	-



Trolley, size 4

- W x D x H: 1000 x 500 x 1580 mm
- With 176 bins

Item no.	Size 6	Size 7	Size 8
04.06.3513	48	80	48

Other mobile units

Hinged door cabinet



Hinged door cabinet, type 105, mobile
- 2x adjustable shelf
- 1x drawer
- 1x roller base, Ø 125 mm

Item no.	Dimensions in mm (WxDxH)
04.105MK125	500 x 500 x 1400 with desk attachment
04.105M125	500 x 500 x 1150 without desk attachment



Hinged door cabinet, type 105
- 1x drawer
- 2x shelf
- 1x roll-off edge

Item no.	Dimensions in mm (WxDxH)
04.105	500 x 500 x 1000

Individual components



Roller base
- 4x steering caster, Ø 50 mm
- Thereof 2 with locks

Item no.	Dimensions in mm (WxDxH)
04.105.50	500 x 500 x 65



Roller base
- 4x steering caster, Ø 125 mm
- Thereof 2 with locks

Item no.	Dimensions in mm (WxDxH)
04.105.125	500 x 500 x 150



Desk attachment
- With tray and cylinder lock

Item no.	Dimensions in mm (WxDxH)
04.105.205	500 x 500 x 250



Hinged door cabinet, type 110
- 1x roller base, Ø 125 mm
- 2x drawer
- 2x shelf
- 1x roll-off edge

Item no.	Dimensions in mm (WxDxH)
04.110M125	1000 x 500 x 1150



Hinged door cabinet, type 110
- 2x drawer
- 2x shelf
- 1x roll-off edge

Item no.	Dimensions in mm (WxDxH)
04.110	1000 x 500 x 1000



Roller base
- 4x steering caster, Ø 125 mm
- Thereof 2 with locks

Item no.	Dimensions in mm (WxDxH)
04.110.125	1000 x 500 x 150

- Load capacity 30 kg each



- Stepless height adjustment
- Equipped with 4x plastic steering caster, thereof 2 with locks
- Tray 610 x 410 x 20 mm

Item no.	Dimensions in mm (WxDxH)	Caster dia. in mm
05.10.03	635 x 635 x 800 – 1450	50
05.10.02	635 x 635 x 900 – 1550	100



- Stepless height adjustment
- Up to 30° inclinable
- Equipped with 4x plastic steering caster, thereof 2 with locks
- Tray 610 x 410 x 20 mm

Item no.	Dimensions in mm (WxDxH)	Caster dia. in mm
05.10.05	635 x 635 x 800 – 1450	50
05.10.04	635 x 635 x 950 – 1550	100



- Stepless height adjustment
- Up to 30° inclinable
- Equipped with 4x plastic steering caster, thereof 2 with locks
- Tray 610 x 410 x 20 mm

Item no.	Dimensions in mm (WxDxH)	Caster dia. in mm
05.10.11	600 x 600 x 850 – 1300	80
05.10.12	600 x 600 x 850 – 1350	100



- Stepless height adjustment
- Up to 30° inclinable
- Equipped with 4x adjustable feet
- Tray 610 x 410 x 20 mm

Item no.	Dimensions in mm (WxDxH)
05.10.10	600 x 600 x 750 – 1200 mm



Stepless incline up to 30°



Stepless height adjustment

Other mobile units

Mobile skips

Long-lasting welded steel construction with tilting bin made from 2 mm sheet steel, watertight version also available.

600-litre trolley is reinforced with round tube.
Load-bearing chassis of channel steel, forklift pockets made from enclosed hollow structural steel profiles 120 x 60 x 3 mm or 160 x 90 x 4.5 mm.

Wheels
- Axle: Ø 25 mm
- Axle wheels: Ø 250 mm
- Steering caster: Ø 200 mm
  All wheels have solid rubber tyres and are mounted on ball-bearings for smooth running.
  For size 600 l with elastic tyres.





Large shatterproof wheels with bolted sheet steel rim
Wheel dia. 250 mm, wheel width 60 mm for dia. 25 mm axle.



Forged drop guard prevents accidental tipping of the bin.



Forklift pockets in two dimensions:
Internal dimensions 114 x 54 mm
or 150 x 80 mm
With full lock
(for secure positioning) as standard.
For reasons of space, not possible for 250-litre version type B



Securing chain prevents the trolley from sliding away during accidental inclination of the forklift masts.
- Total length approx. 1000 mm
- Available for surcharge

Forklift pocket dimensions of the different versions:

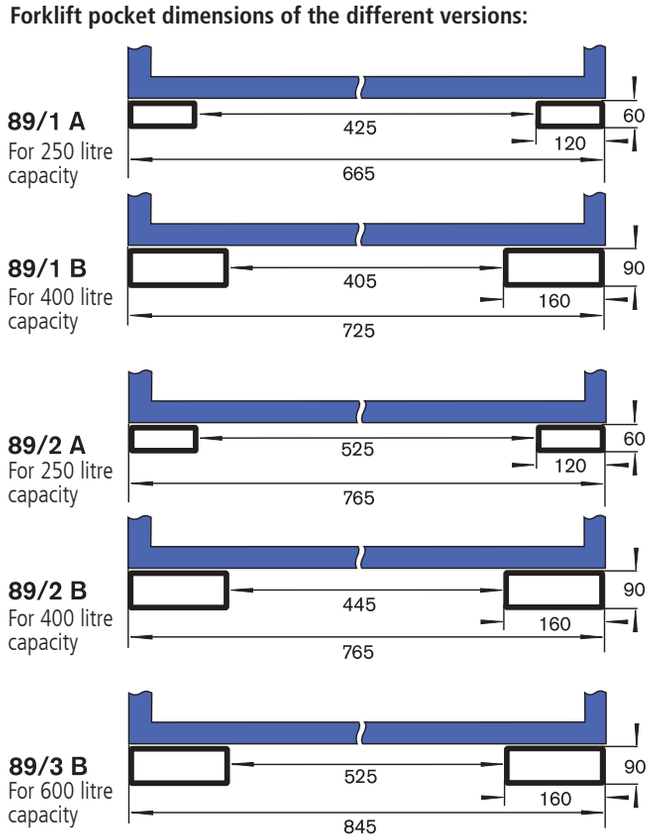

Additional equipment
- Cover lid with welded handle
- Securing chain







250 litres



400 litres



600 litres (steering caster with lock for all sizes apart from 04.18-1010 and 04.18-1011)

Item no.	Dimensions in mm (WxDxH)	Bin volume	Description	Version
04.18-1001	1140 x 815 x 933	250 litres	Height at the chute: 855 mm, Internal dimensions: 520/545 x 570 x 595 mm	Watertight, without forklift pockets
04.18-1003	1330 x 925 x 942	400 litres	Height at the chute: 842 mm, Internal dimensions: 607/712 x 670 x 603 mm	Watertight, without forklift pockets
04.18-1005	1540 x 1000 x 1090	600 litres	Height at the chute: 970 mm, Internal dimensions: 700/775 x 750 x 750 mm	Watertight, without forklift pockets
04.18-1007	1140 x 815 x 933	250 litres	Height at the chute: 855 mm, Internal dimensions: 520/545 x 570 x 595 mm	Watertight, with forklift pockets, type A
04.18-1009	1330 x 925 x 942	400 litres	Height at the chute: 842 mm, Internal dimensions: 607/712 x 670 x 603 mm	Watertight, with forklift pockets, type A
04.18-1011	1140 x 815 x 933	250 litres	Height at the chute: 855 mm, Internal dimensions: 520/545 x 570 x 595 mm	Watertight, with forklift pockets, type B
04.18-1013	1330 x 925 x 942	400 litres	Height at the chute: 842 mm, Internal dimensions: 607/712 x 670 x 603 mm	Watertight, with forklift pockets, type B
04.18-1015	1540 x 1000 x 1090	600 litres	Height at the chute: 970 mm, Internal dimensions: 700/775 x 750 x 750 mm	Watertight, with forklift pockets, type B

Additional equipment

- Locks for the steering caster included in the scope of delivery (not 04.18-1011)

Item no.	Description	Version
04.18-1016	Securing chain	Length: 1000 mm

Item no.	Description	Version
04.18-1017	Cover lid, galvanised	For 250 litre size
04.18-1018		For 400 litre size
04.18-1019		For 600 litre size

Sieve bottom with ball valve

On request, we supply the watertight versions with a full, bolted sieve bottom. The distance from the lower bottom is approx. 100 mm. Ball valve for the draining of accumulated liquid.

- Surcharge for sieve bottom and ball valve

Item no.	Bin volume	Ball valve
04.18-89S25	250 litres	R ¾" connection
04.18-89S40	400 litres	R ¾" connection
04.18-89S60	600 litres	R 1" connection





Other mobile units

Steel tube table trolley 850 x 450 mm

- Load capacity 300 kg
- Sturdy steel tube construction, tube Ø 27 mm
- Bars optionally of angular steel 15 mm, beech 30 mm or beech glulam 75 mm high
- Load areas internal dimensions: Steel 800 x 500 mm, wood 774 x 474 mm
- 2x fixed and 2x steering caster
- With lock, full rubber, black Ø 125 mm
- Load areas made of multiplex wood with heavy-duty surface
- Powder coating in RAL 5010 Gentian blue as standard

The equipment arrives as a ready-made trolley.
No assembling required before use.

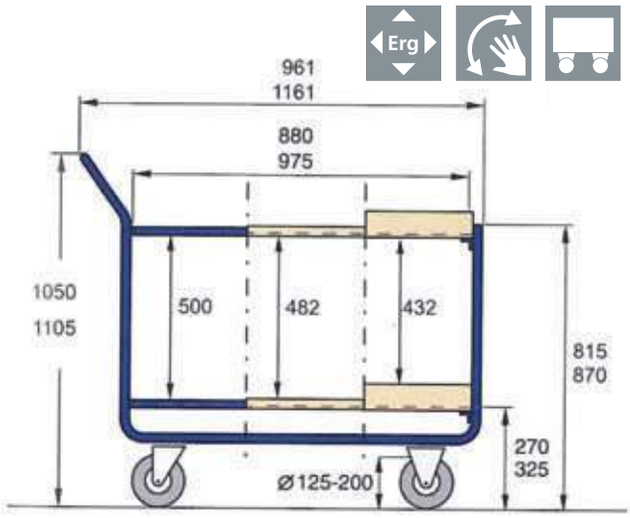



Steel tube table trolley
- 2x load area 800 x 500 mm
- Angular steel 15 mm

Item no.
04.11.1054



Steel tube table trolley
- 2x load area 800 x 500 mm
- Beech wood 30 mm

Item no.
04.11.1072



Steel tube table trolley
- 2x load area 800 x 500 mm
- Beech glulam 75 mm

Item no.
04.11.1099



Steel tube table trolley
- 3x load area 800 x 500 mm
- Angular steel 15 mm

Item no.
04.11.1063



Steel tube table trolley
- 3x load area 800 x 500 mm
- Beech wood 30 mm

Item no.
04.11.1081



Steel tube table trolley
- 3x load area 800 x 500 mm
- Beech glulam 75 mm

Item no.
04.11.1108

- Load capacity 300 kg
- Sturdy steel tube construction, tube Ø 27 mm
- Bars optionally of angular steel 15 mm, beech 30 mm or beech glulam 75 mm high
- Load areas internal dimensions: Steel 1000 x 600 mm, wood 974 x 574 mm
- 2x fixed and 2x steering caster with locks, full rubber, black, Ø 125 mm
- Load areas made of multiplex wood with heavy-duty surface
- Powder coating in RAL 5010 Gentian blue as standard

The equipment arrives as a ready-made trolley.
No assembling required before use.



Steel tube table trolley
- 2x load area 1000 x 600 mm
- Load area: Steel 15 mm

Item no.	Casters
04.11.1058	Ø 125 mm



Steel tube table trolley
- 2x load area 1000 x 600 mm
- Load area: Beech wood 30 mm

Item no.	Casters
04.11.1076	Ø 125 mm



Steel tube table trolley
- 2x load area 1000 x 600 mm
- Load area: Beech wood 75 mm

Item no.	Casters
04.11.1103	Ø 125 mm



Steel tube table trolley
- 3x load area 1000 x 600 mm
- Load area: Steel 15 mm

Item no.	Casters
04.11.1067	Ø 125 mm



Steel tube table trolley
- 3x load area 1000 x 600 mm
- Load area: Beech wood 30 mm

Item no.	Casters
04.11.1085	Ø 125 mm



Steel tube table trolley
- 3x load area 1000 x 600 mm
- Load area: Beech wood 75 mm

Item no.	Casters
04.11.1112	Ø 125 mm

Other mobile units

Transport trolleys

- Ergonomic handle
- 2x fixed and 2x steering caster with locks, Ø 125 mm
- 300 kg load capacity with uniform load
- Tubes 40 x 20 mm
- Plywood support surface, 855 x 575 x 15 mm



- With wooden bottom

Item no.	Dimensions in mm (WxDxH)
04.900.01	900 x 620 x 860



- With wooden bottom and rear panel

Item no.	Dimensions in mm (WxDxH)
04.900.02	900 x 620 x 860



- With wooden bottom
- Front and rear panel

Item no.	Dimensions in mm (WxDxH)
04.900.03	900 x 620 x 860



- With 2 levels of wooden shelves

Item no.	Dimensions in mm (WxDxH)
04.900.04	900 x 620 x 860

Accessories



Label pouch A4

Item no.
04.900.10



Writing tablet A4

Item no.
04.900.11



Zinc panel cover

Item no.
04.900.13



Tray

Item no.
04.900.12

- Solid welded steel construction
- Support frame and corner profiles in angle irons, 40 x 40 x 4 mm
- Bottom made of multiplex wood with heavy-duty surface
- All trolleys have 2 steering casters and 2 fixed casters with total brakes on the steering casters in accordance with EN 1757-3
- Wheel diameter and width 200 x 50 mm



Completely closed



With half cover



With half cover and cover lid

Mesh-sided trolleys

- 2x fixed and 2x steering caster with locks
- Full rubber, black, Ø 200 mm

Tyres	Version	Item no.	Dimensions in mm (WxDxH)
Ball bearing	Half open	04.12.1211	1050 x 700 x 800
		04.12.1212	1250 x 800 x 800
	Completely closed	04.12.1207	1050 x 700 x 800
		04.12.1208	1250 x 800 x 800
	Half covered	04.12.1215	1050 x 700 x 800
		04.12.1216	1250 x 800 x 800

Accessories

Version	Item no.	Version
Cover lid	04.48.86	1050 x 700 mm
	04.48.87	1250 x 800 mm
Lid closure	04.48.84	Single
	04.48.85	Double

Other mobile units

KUBIK – orderliness by system, square and practical

- Solid sheet steel construction
- Reinforced handle spars with safety handles
- Either plastic wheels or solid rubber tyres
- With roller bearings or smooth-running ball bearings
- Solid rubber wheels for smooth floors

Features:
- Safety handles made from high-strength plastic
- Supplied without decoration





Kubik-1
- As illustrated

Item no.	Dimensions in mm (WxDxH)	Plastic rollers
86.1000	620 x 620 x 445	Ø 50 mm
86.1000.100	620 x 620 x 505	Ø 100 mm



Kubik-2
- As illustrated

Item no.	Dimensions in mm (WxDxH)	Plastic rollers
86.2000	620 x 620 x 805	Ø 50 mm
86.2000.100	620 x 620 x 865	Ø 100 mm



Kubik-3
- As illustrated

Item no.	Dimensions in mm (WxDxH)	Plastic rollers
86.3000	620 x 620 x 1165	Ø 50 mm
86.3000.100	620 x 620 x 1225	Ø 100 mm

Accessories



Minirack
- 302 x 142 x 332 mm

Item no.
86.7010



Minirack
- 302 x 210 x 332 mm

Item no.
86.7020



Maxirack
- 302 x 300 x 332 mm

Item no.
86.7030



Shelving divider
- 200 x 140 mm

Item no.
86.7300

Tabletop

Item no.
86.7075

Supplied without attachment parts such as racks, shelving dividers, tabletops, perforated walls, wardrobe rails



Kubik-3-4
- As illustrated

Item no.	Dimensions in mm (WxDxH)	Plastic rollers
86.3100	620 x 620 x 1165	Ø 50 mm
86.3100.100	620 x 620 x 1225	Ø 100 mm



Kubik-4
- As illustrated

Item no.	Dimensions in mm (WxDxH)	Plastic rollers
86.4000	620 x 620 x 1525	Ø 50 mm
86.4000.100	620 x 620 x 1585	Ø 100 mm



Kubik-5-3
- As illustrated

Item no.	Dimensions in mm (WxDxH)	Plastic rollers
86.5200	620 x 620 x 1885	Ø 50 mm
86.5200.100	620 x 620 x 1945	Ø 100 mm

Accessories



Tabletop
- 620 x 620 x 12 mm

Item no.
86.7070



Rack divider
- 295 x 332 mm

Item no.
86.6140



Perforated panel
- 295 x 382 mm

Item no.
86.7100



Mirror
- 295 x 332 mm

Item no.
86.7150



Wardrobe rail
- 618 mm width

Item no.
86.7200

Other mobile units

KUBIK – 5S

- Solid sheet steel construction
- Reinforced handle spars with safety handles made of aluminium
- Solid rubber wheels for smooth floors
- Easy to move
- Space-saving and clearly laid out
- Perforation grid: 38mm
- 4x steering caster, Ø 125 mm, thereof 2 with locks



NEW





Kubik-5s

- 1x shelf
- 6x perforated wall
- 1x double waste bin with two galvanised inner containers (2x 50 litres) and gas pressure spring as pull-out stop
- 1x large roll holder with glass fibre-reinforced teeth
- Push handle

Item no.	Dimensions in mm (WxDxH)	Version
86.KUB5S	620 x 620 x 1615	Without broom, brush set, cleaning towel roll
86.KUB5S-1		Incl. broom, brush set, cleaning towel roll

Infopoint

- Weight: approx. 50 kg
- Sheet steel construction
- 8x perforated wall, 566 mm width, perforation 10 x 10 mm

Item no.	External dimensions in mm (WxDxH)
04.IP001	650 x 650 x 1970

Supplied without decoration

The sturdy case cabinet made of sheet steel with 4 compartments ensures quick and clear access to your flex-box at the workplace. It is suitable for attachment on the wall and as a free-standing or stackable unit. Both plastic and metal flex-boxes can be used.

- Eco-friendly powder coating (light grey)
- High stability and load capacity
- Individual drawer interlocking prevents unwanted opening, one-handed operation
- Smooth-running ball bearing full pull-outs with self-retraction
- Special colours, silkscreens, stickers possible on request





Flex-box cases on/ from page 306



Open fronted storage bins
- Polypropylene

Item no.	Dimensions in mm (WxDxH)
03.900.001	100 x 95 / 65 x 50
03.900.002	100 x 175 / 140 x 75
03.900.003	145 x 235 / 195 x 125



Support rail for open fronted storage bins

Item no.	Width in mm
03.900.06	300

Mobile flex-box cabinet
- Beech multiplex top 30 mm
- Side handles at top
- 2x case cabinet with smooth side wall
- Individual drawer interlocking prevents unwanted opening One-handed operation
- Smooth-running ball bearing full pull-outs with self-retraction
- 4x steering caster, Ø 100 mm, thereof 2 with locks

Item no.	External dimensions in mm (WxDxH)
04.50.37.2*	607 x 475 x 1132



Perforated wall
- For hanging the range of hooks

Item no.	External dimensions in mm (WxH)
04.50.37LW	370 x 462



Bottle holder
- For mounting on the perforated wall

Item no.	Dimensions in mm
03.900.43	Ø 90



Roll holder
- For mounting on the perforated wall

Item no.	Dimensions in mm (WxDxH)
03.900.42	140 x 106 x 71

*Supplied without bins, hooks, case, perforated walls and tools.

workraster workplace systems

The mobile units of the workraster series enable quick access and maximum mobility. More manoeuvrable than ever before with 4 steering casters with a diameter of 125 mm (2 with locks). Simple handling thanks to user-friendly plastic handles. As transport or storage trolleys, whether used as a mobile workstation or for storing tools in the perforated walls, they can be used in any situation. Thanks to a height grid of 38 mm, various heights and depths, individual equipping is possible on one or both sides. Shelves can be added to supply material as can many parts of the multi-board. The accessories of the workraster range are compatible.

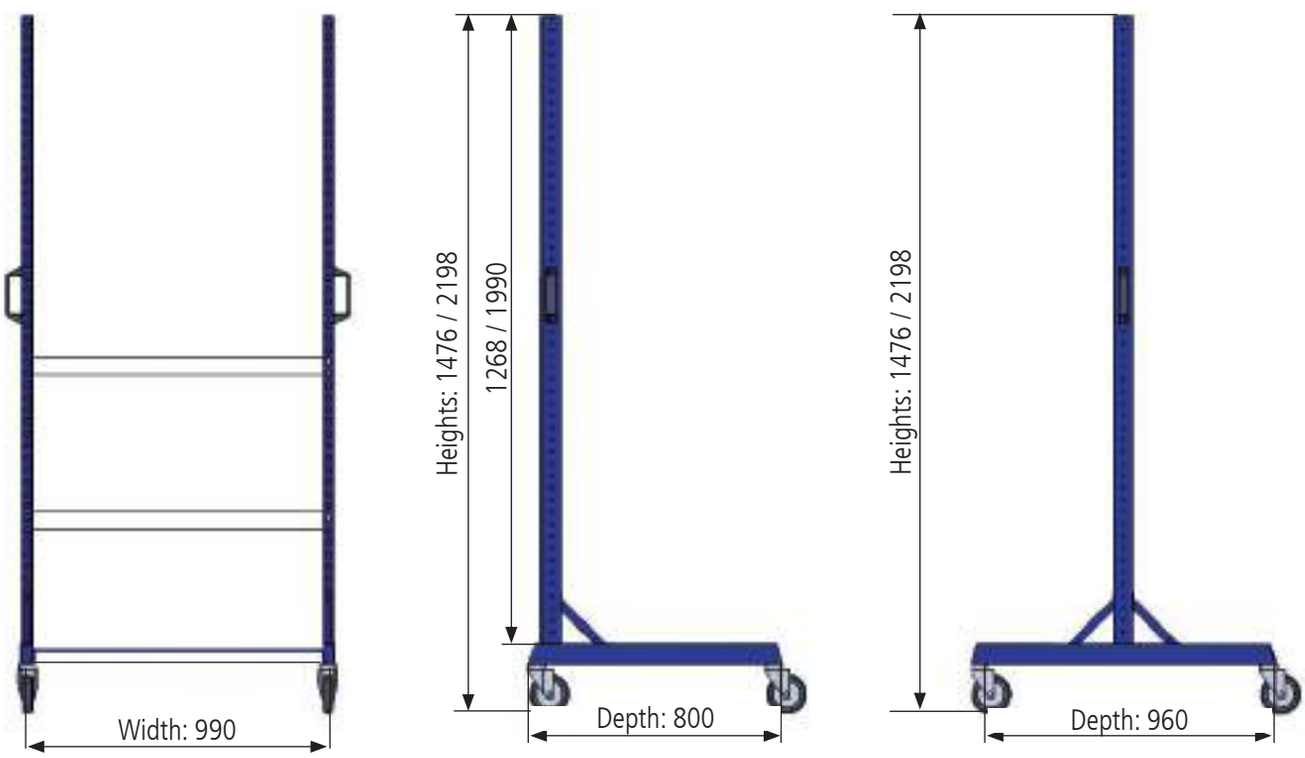

Mobile workraster units: Basic dimensions
The mobile workraster units can be arranged in different depths and heights and can be used just as flexibly and individually as the series itself.

workraster

- Ergonomic plastic handle
- 4x steering caster, Ø 125 mm with lock
- Load capacity 200 kg

Accessories, such as perforated walls see page 261

kg 200



Mobile workraster unit, single-sided

WR E

- 1x bottom plate

Item no.	Dimensions in mm (WxDxH)
07.8310.811	1000 x 800 x 1476



Mobile workraster unit, single-sided

WR E

- 1x bottom plate

Item no.	Dimensions in mm (WxDxH)
07.8310.821	1000 x 800 x 2198



Mobile workraster unit, double-sided

WR DK

- 1x bottom plate

Item no.	Dimensions in mm (WxDxH)
07.8310.912	1000 x 960 x 1476



Mobile workraster unit, double-sided

WR DK

- 1x bottom plate

Item no.	Dimensions in mm (WxDxH)
07.8310.922	1000 x 960 x 2198

Mobile workraster units

workraster

- Ergonomic plastic handle
- 4x steering caster, Ø 125 mm with lock
- Load capacity 200 kg



Mobile workraster unit, single-sided

- 1x bottom plate
- 1x perforated wall
- 2x bin carrier
- 1x shelf, 220 mm
- 1x shelf, 320 mm
- 1x bin strip with 6x drawer
- Open fronted storage bins: 12x size 4, 12x size 3, 8x size 2

WR E

Item no.	Dimensions in mm (WxDxH)
07.8310.01	1000 x 800 x 2198



Mobile workraster unit, single-sided

- Beech multiplex worktop 25 mm
- 1x bin carrier
- 1x shelf, 220 mm
- 2x perforated wall
- Open fronted storage bins: 8x size 2, 6x size 3

WR E

Item no.	Dimensions in mm (WxDxH)
07.8310.50	1000 x 800 x 2198



Mobile workraster unit, double-sided

- 1x bottom plate
- 2x perforated wall
- 4x bin carrier
- 4x Euro bin 400 x 300 mm
- Open fronted storage bins: 16x size 2, 12x size 3, 4x size 4
- 1x bin strip with 3x drawer

WR DK

Item no.	Dimensions in mm (WxDxH)
07.8310.02	1000 x 960 x 1476



Mobile workraster unit, double-sided

- 1x bottom plate
- 2x perforated wall
- 2x bin carrier
- 2x shelf, 220 mm
- Open fronted storage bins: 8x size 2, 18x size 3, 8x size 4

WR DK

Item no.	Dimensions in mm (WxDxH)
07.8310.03	1000 x 960 x 1476

workraster

- Ergonomic plastic handle
- 4x steering caster, Ø 125 mm with lock
- Load capacity 200 kg



Mobile workraster unit, single-sided

- 1x bottom plate
- 1x multi-roller shutter cabinet
- 1x bin carrier
- 1x shelf, 220 mm
- Open fronted storage bins: 8x size 2, 6x size 3, 8x size 4

WR E

Item no.	Dimensions in mm (WxDxH)
07.8310.04	1000 x 800 x 2198



Mobile workraster unit, single-sided

- 1x bottom plate
- 2x bin carrier
- 4x Euro bin 400 x 300 mm
- 2x perforated wall
- Open fronted storage bins: 6x size 2, 8x size 3
- Small parts magazine with 12x drawer
- 1x bin strip with 6x drawer

WR E

Item no.	Dimensions in mm (WxDxH)
07.8310.05	1000 x 800 x 1476



Mobile workraster unit, double-sided

- 1x bottom plate
- 1x multi-roller shutter cabinet
- 2x shelf, 220 mm
- 2x perforated wall
- 3x Euro bin 400 x 300 mm
- Open fronted storage bins: 12x size 3, 4x size 4

WR DK

Item no.	Dimensions in mm (WxDxH)
07.8310.06	1000 x 960 x 2198



Mobile workraster unit, double-sided

- 1x bottom plate
- 2x shelf, 220 mm
- 2x bin carrier
- 2x perforated wall
- 3x Euro bin 400 x 300 mm
- Open fronted storage bins: 4x size 4, 18x size 3, 8x size 2

WR DK

Item no.	Dimensions in mm (WxDxH)
07.8310.07	1000 x 960 x 2198

Supplied without hooks, tools and decoration

Mobile workergo units

workergo

WE
V



Mobile workergo unit
- Beech multiplex worktop 25 mm
- Stepless height adjustment
- Load capacity 200 kg
- 2x steering caster, Ø 100 mm with lock
- 2x fixed caster, Ø 100 mm

Multi-board setup
- 2x support column
- 1x equipment rail
- 1x overhead frame with lighting
- 1x shelf, 220 mm
- 1x energy duct with 3x earthed sockets and on/off switch
- 2x perforated wall
- 1x document holder

Item no.	Dimensions in mm (WxDxH)	Version
4M150KL75GB	1500 x 750 x 855 – 1195	Mobile workergo unit
4C150-7	1500 x 1255	Multi-board setup



Mobile workergo unit
- Beech multiplex worktop 25 mm
- Stepless height adjustment
- Load capacity 200 kg
- 2x steering caster, Ø 100 mm with lock
- 2x fixed caster, Ø 100 mm

Multi-board setup
- 3x support column
- 1x equipment rail
- 1x overhead frame with lighting
- 2x shelf, 220 mm
- 1x energy duct with 3x earthed sockets and on/off switch
- 4x perforated wall
- 1x document holder

Item no.	Dimensions in mm (WxDxH)	Version
4M200KL75GB	2000 x 750 x 855 – 1195	Mobile workergo unit
4C200-7	2000 x 1255	Multi-board setup

workline

WL 1



- 2x shelf, beech multiplex shelf 25 mm
- Extendable and height-adjustable

Item no.	Dimensions in mm (WxDxH)
07.59.75	700 x 610 x 950
07.59.95	900 x 610 x 950



- 3x shelf, beech multiplex shelf 25 mm
- Extendable and height-adjustable

Item no.	Dimensions in mm (WxDxH)
07.55.75	700 x 610 x 1510
07.55.95	900 x 610 x 1510



- Beech multiplex top 25 mm
- Stepless height adjustment
- Load capacity 200 kg

Item no.	Dimensions in mm (WxDxH)
07.51.85	750 x 750 x 980 – 1250

Mobile workline tables



- Beech multiplex worktop 25 mm
- Stepless height adjustment
- Load capacity 200 kg

Item no.	Dimensions in mm (WxDxH)
07.51.87	1500 x 750 x 980 – 1250



- Beech multiplex worktop 25 mm
- Stepless height adjustment
- Load capacity 200 kg

Item no.	Dimensions in mm (WxDxH)
07.51.86	1000 x 750 x 980 –1250

Hinged and sliding door cabinets





Individual hinged door cabinets Page 522



Multifunction cabinets Page 524



NEW

Open fronted storage bin cabinets Page 526



NEW

Hinged door cabinets with shelves Page 530



Environment protection cabinets and fireproof cabinets Page 531



Heavy-duty cabinets Page 532



Cabinets with windows Page 533



NEW

Cabinets with sliding doors Page 534

Individual hinged door cabinets

Hinged door cabinets T500

- Robust, welded sheet steel construction
- Resistant powder coating
- Drawers/pull-out shelf with full pull-out 100 %, load capacity 50 kg
- Adjustable steel shelves, load capacity 80 kg
- Doors with moulded recess cylinder lock
- When using drawers and pull-outs, the opening angle must be 130°



04.106.001

04.109.001

Hinged door cabinet T500

- 1x shelf (applies for 04.106.001)
- 1x pull-out shelf (applies for 04.109.001)
- 1x hanging folder frame

Item no.	Dimensions in mm (WxDxH)	Drawer design
04.106.001	680 x 500 x 1019	2x 100 mm drawer
04.109.001	980 x 500 x 1019	1x 100 mm drawer



04.106

04.112

04.109

Housing with hinged doors

Item no.	Dimensions in mm (WxDxH)	Usable height
04.106	680 x 500 x 1019	900
04.112	680 x 500 x 1838	1719
04.109	980 x 500 x 1019	900
04.118	980 x 500 x 1838	1719



04.117

04.119

Housing with hinged doors and Plexglas insert

- Price without drawers. Drawers have to be combined individually

Item no.	Dimensions in mm (WxDxH)	Usable height
04.119	980 x 500 x 1538 + 300 (drawers)	1538+300
04.117	980 x 500 x 1838	1719



Display cabinet T500 R 36-16

- 3x shelf, fixed
- 1x shelf, pull-out
- 1x intermediate shelf
- 2x drawers, not lockable

Item no.	Dimensions in mm (WxDxH)
04.188.002	980 x 500 x 1838

Individual components





Drawers

- Drawers with full pull-out (FP) 100 %

Item no.	Dimensions in mm (WxDxH)	Front height	Shell height	Usable height	Grid	Load capacity
60.068.100VA	600 x 400 x 100	100	85	90	R 24-16	50 kg
60.068.150VA	600 x 400 x 150	150	135	140	R 24-16	50 kg
60.068.200VA	600 x 400 x 200	200	185	190	R 24-16	50 kg
60.098.100VA	900 x 400 x 100	100	85	90	R 36-16	50 kg
60.098.150VA	900 x 400 x 150	150	135	140	R 36-16	50 kg
60.098.200VA	900 x 400 x 200	200	185	190	R 36-16	50 kg



Shelf

- Includes fastening material

Item no.	Dimensions in mm (WxDxH)	Grid	Load capacity
04.060.013	625 x 443 x 22	R 24-16	80 kg
04.090.013	925 x 443 x 22	R 36-16	80 kg



Pull-out shelf

- Shelf with upstand, pull-out 100%
- Includes fastening material

Item no.	Dimensions in mm (WxDxH)	Grid	Load capacity
04.060.014	626 x 442 x 70	R 24-16	50 kg
04.090.014	926 x 442 x 70	R 36-16	50 kg



Hanging folder frame

- Pull-out 100%

Item no.	Dimensions in mm (WxDxH)	Grid	Load capacity
04.060.015	625 x 382 x 80	R 24-16	50 kg
04.090.015	925 x 382 x 80	R 36-16	50 kg

Multifunction cabinets

Multifunction cabinet T500 R 36-16

- When using drawers and pull-outs, the opening angle must be 130°
- **Supplied without decoration, hooks and open fronted storage bins**



Multifunction cabinet T500 R 36-16
- 2x shelf, fixed, 500 mm
- 1x perforated wall
- 2x hinged door with perforated wall

Item no.	Dimensions in mm (WxDxH)
04.118.023	980 x 500 x 1838



Multifunction cabinet T500 R 36-16
- 1x drawer 100 mm, FP 50 kg
- 1x drawer 200 mm, FP 50 kg
- 1x intermediate shelf
- 1x perforated wall
- 2x hinged door with perforated wall

Item no.	Dimensions in mm (WxDxH)
04.118.024	980 x 500 x 1838

Individual components



Drawers R 36-16
- Drawers with full pull-out (FP) 100 %

Item no.	Dimensions in mm (WxDxH)	Front height	Shell height	Usable height	Load capacity
60.098.100VA	900 x 400 x 100	100	85	90	50 kg
60.098.150VA	900 x 400 x 150	150	135	140	50 kg
60.098.200VA	900 x 400 x 200	200	185	190	50 kg



Shelf R 36-16
- Includes fastening material

Item no.	Dimensions in mm (WxDxH)	Load capacity
04.090.013	925 x 443 x 22	80 kg



Pull-out shelf R 36-16
- Shelf with upstand, pull-out 100%
- Includes fastening material

Item no.	Dimensions in mm (WxDxH)	Load capacity
04.090.014	926 x 442 x 70	50 kg



Hanging folder frame R 36-16
- Pull-out 100%

Item no.	Dimensions in mm (WxDxH)	Load capacity
04.090.015	925 x 382 x 80	50 kg

- When using drawers and pull-outs, the opening angle must be 130°
- It is not possible to install a shelf in front of the perforated rear wall
- **Supplied without decoration, hooks and open fronted storage bins**



Multifunction cabinet T500 R 36-16
- 2x hinged door with perforated wall
- 1x perforated wall
- 3x shelf

Item no.	Dimensions in mm (WxDxH)
04.118.026	980 x 500 x 1838

Accessories



Hook assortment
- Further hook assortments can be found on page 289

Item no.	Parts
03.87.395-18	18 parts



Support rail for open fronted storage bins

Item no.	Width in mm
03.900.05	450
03.900.06	300

Open fronted storage bins

Item no.	Width in mm
03.900.001	Size 1 100 x 95 / 65 x 50
03.900.002	Size 2 100 x 170 / 140 x 80
03.900.003	Size 3 145 x 230 / 195 x 125
03.900.004	Size 4 200 x 350 / 300 x 145
03.900.005	Size 5 200 x 350 / 300 x 200





Range of open fronted storage bin as illustrated in the respective cabinets

Item no.	Type
04.118.023/1	4x size 4, 6x size 3, 8x size 2, 6x size 1
04.118.024/1	6x size 3, 8x size 2, 6x size 1
04.118.026/1	4x size 4, 12x size 3, 48x size 2

Open fronted storage bin cabinets



Slotted panel cabinets are used where small materials have to be stored in a clear and tidy fashion. No shelves are needed due to the slots in the rear wall. The size 5 to 7 open fronted storage bins are hung directly into the slots.

Open fronted storage bins (W x D x H)
Size 5: 140 x 290 x 130 mm
Size 6: 140 x 230 x 130 mm
Size 7: 105 x 160 x 75 mm

- Stable sheet steel construction
- Impact and scratch resistant plastic coating
- Rear wall with slots
- Smooth front panels due to overlay doors
- Opening angle greater than 200°
- Full-length bar guide
- Reinforced doors
- Doors with windows
- 3-bolt safety cylinder lock incl. 2 keys
- Additional group or master key available on request



Secure hanging
The special design of the hanging walls makes it possible to mount and dismount the open fronted storage bins totally horizontally – even when full. Which avoids any spillage of the contents.



Wall anchoring



Door with window



Model 51
with solid sheet doors



Model 52
with doors with windows



Model 53
with solid sheet doors

Slotted wall cabinets
- 1000 x 410 x 1950 mm (W x D x H)

Item no.	Type
04.KA51V	Solid sheet doors fitted with open fronted storage bins 24x size 5, 30x size 6, 32x size 7
04.KA51S	Vision panel doors fitted with open fronted storage bins 24x size 5, 30x size 6, 32x size 7
04.KA52V	Solid sheet doors fitted with open fronted storage bins 36x size 5, 36x size 6
04.KA52S	Vision panel doors fitted with open fronted storage bins 36x size 5, 36x size 6
04.KA53V	Solid sheet doors fitted with open fronted storage bins 72x size 5
04.KA53S	Vision panel doors fitted with open fronted storage bins 72x size 5

Open fronted storage bin cabinets

NEW

Large cabinets

- Long-lasting steel construction with a wide range of different dimensions and box fittings for every purpose
- Central door reinforcements for high door stability
- High flexibility of the internal arrangement through adjustability on a 15 mm grid
- Open fronted storage bins of various sizes, colours and fittings
- Recessed handle lock with 3-bolt lock in black with 2 keys
- Door opening angle approx. 180° through external hinges
- Drawers with telescopic rail guide, full pull-out 100%, 50 kg load capacity per drawer
- High load capacity per galvanised shelf up to 70 kg (shortened shelves up to 50 kg)



Recessed handle lock, easy to use even with gloves



Door retention component with approx. 110° opening angle. For large cabinets with hinged doors the door opening angle is 180°



Drawers with telescopic rail guide, full pull-out, load capacity per drawer 50 kg

Open fronted storage bins (W x D x H)
Size 2: 103 x 160 x 75 mm
Size 3: 150 x 230 x 125 mm
Size 4: 210 x 350 x 145 mm
Size 6: 315 x 500 x 145 mm
Size 7: 315 x 500 x 200 mm

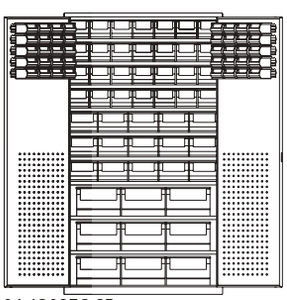

04.130276.65

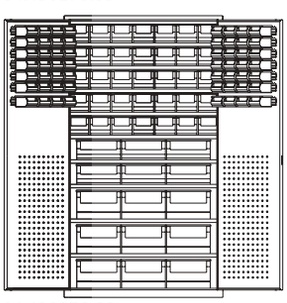

04.130276.66

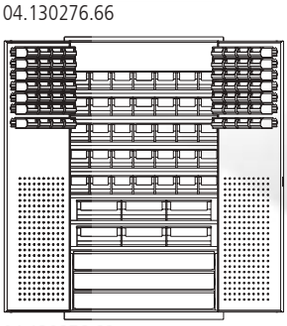

04.130276.68



04.130276.67

Large cabinets with open fronted storage bins

- 1100 x 535 x 1950 mm (W x D x H)

Item no.	Shelves	Drawers	Rails per door	Bins
04.130276.65	9x shelf, 7x shelf, short	-	5	40x size 2 blue, 28x size 3 red, 15x size 4 blue, 9x size 7 red
04.130276.66	9x shelf, 5x shelf, short	-	7	56x size 2 red, 35x size 3 blue, 6x size 6 red, 9x size 7 blue
04.130276.67	7x shelf, 6x shelf, short	3	5	40x size 2 blue, 28x size 3 red, 15x size 4 blue
04.130276.68	7x shelf, 4x shelf, short	3	7	56x size 2 red, 35x size 3 blue, 6x size 6 red

- Door opening angle approx. 180° through external hinges

Open fronted storage bins (W x D x H)
Size 1: 102 x 85 x 50 mm
Size 2: 103 x 160 x 75 mm
Size 3: 150 x 230 x 125 mm
Size 4: 210 x 350 x 145 mm
Size 5: 210 x 350 x 200 mm
Size 6: 315 x 500 x 145 mm
Size 7: 315 x 500 x 200 mm

Shelf bins (W x D x H)
RK 3109: 117 x 300 x 90 mm
RK 3209: 234 x 300 x 90 mm
RK 3214: 234 x 300 x 140 mm



NEW



04.413.210



04.113.20



04.144.24

Cabinets with open fronted storage bins

- 700 x 300 x 1690 mm (W x D x H)

Item no.	Shelves	Bins
04.413.20	6	-
04.413.22	9	20x size 3 red, 20x size 3 blue
04.413.23	11	36x size 2 red, 24x size 3 blue
04.413.27	13	18x size 1 red, 18x size 1 blue, 18x size 2 red, 20x size 3 blue
04.413.25	14	42x size 2 red, 48x size 2 blue
04.413.210	17	30x size 1 red, 30x size 1 blue, 24x size 2 red, 24x size 2 blue
04.413.24	9	45x size 1 red, 45x size 1 blue, 24x size 2 red, 24x size 2 blue

Additional shelf

- galvanised

Item no.	For cabinet widths	Dimensions in mm (DxH)
04.013.81	700	245 x 15
04.044.81	1000	365 x 24

Cabinets with open fronted storage bins

- 700 x 300 x 1980 mm (W x D x H)

Item no.	Shelves	Bins
04.113.20	9	-
04.113.22	15	60x size 2 red, 24x size 3 blue
04.113.23	18	60x size 2 red, 54x size 2 blue
04.113.21	11	24x size 3 red, 24x size 3 blue

Cabinets with open fronted storage bins and shelf bins

- 1000 x 420 x 1980 mm (W x D x H)

Item no.	Shelves	Bins
04.144.20	4	-
04.144.22	6	16x size 5 red, 12x size 5 blue
04.144.23	8	24x size 4 red, 12x size 5 blue
04.144.24	9	20x size 4 red, 20x size 4 blue
04.144.29	11	48x RK 3109 blue, 112x size 4 red, 12x size 4 blue
04.144.28	12	40x RK 3109 blue, 16x RK 3209 blue, 16x RK 3214 blue

Corpus
RAL 5012 | RAL 6011 | RAL 7021 | RAL 7016 | RAL 7035

Fronts
RAL 3000 | RAL 3003 | RAL 5010 | RAL 5012 | RAL 5021 | RAL 6011 | RAL 7021 | RAL 7016 | RAL 7035

Hinged door cabinets with shelves

Hinged door cabinets

- Long-lasting steel construction with a wide range of different dimensions and box fittings for every purpose
- Central door reinforcements for high door stability
- Door retention component with approx. 110° opening angle
- High flexibility of the internal arrangement through adjustability on a 15 mm grid
- Recessed handle lock with 3-bolt lock in black with 2 keys
- High load capacity per galvanised shelf: 70 kg



Recessed handle lock, easy to use even with gloves



Door retention component with approx. 110° opening angle



04.158.120

NEW



04.155.050 04.156.093



Additional shelf
- Load capacity 70 kg
- galvanised

Hinged door cabinets, height 1950 mm
- 4x galvanised shelf

Item no.	Dimensions in mm (WxDxH)	Type
04.155.050	500 x 500 x 1950	1x hinged door
04.154.070	700 x 400 x 1950	2x hinged door
04.155.070	700 x 500 x 1950	2x hinged door
04.154.093	930 x 400 x 1950	2x hinged door
04.155.093	930 x 500 x 1950	2x hinged door
04.156.093	930 x 600 x 1950	2x hinged door
04.154.120	1200 x 400 x 1950	2x hinged door
04.155.120	1200 x 500 x 1950	2x hinged door
04.156.120	1200 x 600 x 1950	2x hinged door
04.158.093	930 x 800 x 1950	2x hinged door
04.158.120	1200 x 800 x 1950	2x hinged door

Item no.	Dimensions in mm (WxD)
04.155.050FB	498 x 453
04.154.070FB	698 x 353
04.155.070FB	698 x 453
04.154.093FB	928 x 353
04.155.093FB	928 x 453
04.156.093FB	928 x 553
04.154.120FB	1198 x 353
04.155.120FB	1198 x 453
04.156.120FB	1198 x 553
04.158.093FB	925 x 752
04.158.120FB	1195 x 752





04.01.119

Environment protection cabinets with two hinged doors

- Storage of small containers of water-hazardous materials, e.g. fertilizer, oils, fats, small quantities of thinner, etc.
- Hinged doors with perforated rosettes for ventilation
- Exterior height 1950 mm (interior 1840 mm)
- Internal dimensions (WxD) 928 x 453 mm
- Trays tested in accordance with the WHG §19 (Water Resources Act)

Item no.	Dimensions in mm (WxDxH)	Description
04.01.119	930 x 500 x 1950	4x adjustable galvanised tray, collection volume per tray approx. 20 l
04.01.219	930 x 500 x 1950	3x adjustable galvanised shelf, 4x plastic tray made of polyethylene

Fireproof cabinets

- Double-walled on all sides (between the walls are 25 mm thick special insulating panels, class A1 non-flammable according to DIN 4102)
- Protection against small fires and attempts at burglary
- Hinged doors on stable pintles at top and bottom
- Improved security against burglary through stable door locking mechanisms that engage in the side walls on left and right
- 5-bar bolt lock mechanism (3x side, 1x top/bottom)
- Double-bit security lock with 2 keys
- Load capacity per shelf: 70 kg

- 1x door, internal, 4x adjustable shelf

Item no.	External dimensions in mm (WxDxH)	Internal dimensions in mm (WxD)
04.112.04	650 x 500 x 1950	598 x 429

- 2x door, internal, 4x adjustable shelf

Item no.	External dimensions in mm (WxDxH)	Internal dimensions in mm (WxD)
04.112.05	930 x 500 x 1950	878 x 429

- 2x door, internal, 4x adjustable shelf

Item no.	External dimensions in mm (WxDxH)	Internal dimensions in mm (WxD)
04.112.06	1200 x 500 x 1950	1148 x 429



04.112.04

Corpus

RAL 5012 | RAL 6011 | RAL 7021 | RAL 7016 | RAL 7035

Fronts

RAL 3000 | RAL 3003 | RAL 5010 | RAL 5012 | RAL 5021 | RAL 6011 | RAL 7021 | RAL 7016 | RAL 7035

Heavy-duty cabinets

Heavy-duty cabinets

Heavy-duty cabinets with hinged doors:
- Long-lasting sheet steel construction
- Door retention component through external hinges, approx. 180° opening angle
- Door reinforcement for high door stability and concealed locking bar
- High flexibility of the internal arrangement through adjustability on a 15 mm grid
- Recessed handle lock with 3-bolt lock in black with 2 keys
- High load capacity of galvanised shelves: 110 kg
- Bay load 700 kg

kg 700



Recessed handle lock, easy to use even with gloves



Door opening angle approx. 180° through external hinges



Door reinforcement for high door stability with concealed locking bars



Drawers with telescopic rail guide, full pull-out, load capacity per drawer 75 kg







Heavy-duty cabinets with hinged doors
- 4x adjustable shelf, galvanised, load capacity 110 kg

Item no.	Dimensions in mm (WxDxH)
04S155093	930 x 500 x 1950
04S156093	930 x 600 x 1950
04S158093	930 x 800 x 1950
04S155120	1200 x 500 x 1950
04S156120	1200 x 600 x 1950
04S158120	1200 x 800 x 1950

Heavy-duty cabinets with centric drawer block
- 3x drawer with full pull-out
- Load capacity 75 kg per drawer
- 3x adjustable shelf, galvanised, load capacity 110 kg

Item no.	Dimensions in mm (WxDxH)
04S155093-1	930 x 500 x 1950
04S156093-1	930 x 600 x 1950
04S155120-1	1200 x 500 x 1950
04S156120-1	1200 x 600 x 1950

Heavy-duty cabinet with sliding doors
- 4x adjustable shelf, galvanised
- Turn/push cylinder lock incl. 2 key and exchangeable cylinder

Item no.	Dimensions in mm (WxDxH)
04S255120	1200 x 500 x 1950

Heavy-duty cabinet with sliding doors
- With centre divider
- 2 x 4 adjustable shelf, galvanised

Item no.	Dimensions in mm (WxDxH)
04S255160	1600 x 500 x 1950

Cabinets with glazed doors:

- Steel-hinged doors with firmly screwed 3 mm thick acrylic glass and concealed locking bars
- Acrylic glass can be easily replaced



Hinged door cabinets with windows

- 4x adjustable shelf, galvanised, load capacity 70 kg

Item no.	Dimensions in mm (WxDxH)
04155093G	930 x 500 x 1950
04156093G	930 x 600 x 1950
04158093G	930 x 800 x 1950
04155120G	1200 x 500 x 1950
04156120G	1200 x 600 x 1950
04158120G	1200 x 800 x 1950



Hinged door cabinets with centric drawer block and viewing window

- 3x drawer with full pull-out
- Load capacity 50 kg per drawer
- 3x adjustable shelf, galvanised, load capacity 70 kg

Item no.	Dimensions in mm (WxDxH)
04155093G-2	930 x 500 x 1950
04156093G-2	930 x 600 x 1950
04155120G-2	1200 x 500 x 1950
04156120G-2	1200 x 600 x 1950



Hinged door cabinets with lower drawer block and viewing window

- 3x drawer with full pull-out
- Load capacity 50 kg per drawer
- 4x adjustable shelf, galvanised, load capacity 70 kg

Item no.	Dimensions in mm (WxDxH)
04155093G-1	930 x 500 x 1950
04156093G-1	930 x 600 x 1950
04155120G-1	1200 x 500 x 1950
04156120G-1	1200 x 600 x 1950





Smooth-running sliding doors run in special track guide



Ergonomic metal bow-type handle for easy use



High load capacity per shelf: 70 kg

- **Sliding door cabinets with viewing window**
- 4x adjustable shelf, galvanised, load capacity 70 kg
- Turn/push cylinder lock incl. 2 key and exchangeable cylinder
- Ideal for confined spaces
- Steel sliding doors with viewing window of firmly adhered 3 mm thick acrylic glass for direct view

Item no.	Dimensions in mm (WxDxH)
04255120G	1200 x 500 x 1950
04256120G	1200 x 600 x 1950
04255160G	1600 x 500 x 1950
04256160G	1600 x 600 x 1950

Corpus

RAL 5012 | RAL 6011 | RAL 7021 | RAL 7016 | RAL 7035

Fronts

RAL 3000 | RAL 3003 | RAL 5010 | RAL 5012 | RAL 5021 | RAL 6011 | RAL 7021 | RAL 7016 | RAL 7035

Sliding door cabinets

Sliding door cabinet T736 R 24-24

- Cabinet housing: Stable welded construction in steel sheet
- Doors: Double-edged and reinforced sheet steel, easy running
- Sheet steel: reinforced, powder-coated
- With push cylinder lock



Empty housing with sliding doors

- Usable height: 850 mm

Item no.	Dimensions in mm (WxDxH)
04.200.140	1410 x 790 x 1044

Drawer T 736 R 24-24

VA 100 kg 100%

- 600 x 600 mm (W x D) with full pull-out 100 % - load capacity 70/100 kg

Item no.	Front height	Shell height	Usable height	Load capacity
60.70.050V07	50	28	30	70 kg
60.70.075V10	75	56	58	100 kg
60.70.100V10	100	81	83	100 kg
60.70.125V10	125	81	108	100 kg
60.70.150V10	150	131	133	100 kg
60.70.175V10	175	131	158	100 kg
60.70.200V10	200	181	183	100 kg
60.70.250V10	250	181	233	100 kg
60.70.300V10	300	181	283	100 kg



VA 180 kg 100%

- 600 x 600 mm (W x D) with full pull-out 100 % - load capacity 180 kg

Item no.	Front height	Shell height	Usable height	Load capacity
60.70.100V18	100	81	83	180 kg
60.70.125V18	125	81	108	180 kg
60.70.150V18	150	131	133	180 kg
60.70.175V18	175	131	158	180 kg
60.70.200V18	200	181	183	180 kg
60.70.250V18	250	181	233	180 kg
60.70.300V18	300	181	283	180 kg
60.70.30V18CNC	300	81	283	180 kg
60.70.40V18CNC	400	81	383	180 kg

Shelf

Item no.	Dimensions in mm (WxDxH)	pull-out	Load capacity
04.200.92V10	600 x 615 x 55	100 %	100 kg
04.200.92V18	600 x 615 x 55	100 %	180 kg
04.200.94	647 x 670 x 25	-	100 kg



RAL standard colours, see page 37

NEW

- With push cylinder lock
- For 1200 mm width full-length shelves, for 1600 mm with centre divider
- High flexibility of the internal arrangement through adjustability on a 15 mm grid
- Load capacity shelf 70 kg



Height 1000 mm

- 2x adjustable shelf, galvanised
- Including top ribbed rubber mat

Item no.	Dimensions in mm (WxDxH)
04.254.12H10	1200 x 400 x 1000
04.255.12H10	1200 x 500 x 1000
04.256.12H10	1200 x 600 x 1000
04.254.16H10	1600 x 400 x 1000
04.255.16H10	1600 x 500 x 1000
04.256.16H10	1600 x 600 x 1000



Height 1200 mm

- 2x adjustable shelf, galvanised
- Including top ribbed rubber mat

Item no.	Dimensions in mm (WxDxH)
04.254.12H12	1200 x 400 x 1200
04.255.12H12	1200 x 500 x 1200
04.256.12H12	1200 x 600 x 1200
04.254.16H12	1600 x 400 x 1200
04.255.16H12	1600 x 500 x 1200
04.256.16H12	1600 x 600 x 1200



Height 1950 mm

- 4x galvanised shelf

Item no.	Dimensions in mm (WxDxH)
04.254.120	1200 x 400 x 1950
04.255.120	1200 x 500 x 1950
04.256.120	1200 x 600 x 1950
04.254.160	1600 x 400 x 1950
04.255.160	1600 x 500 x 1950
04.256.160	1600 x 600 x 1950



Additional shelf

- In pairs only with 1600 mm width
- Load capacity 70 kg
- galvanised

Item no.	Dimensions in mm (WxDxH)
04.254.120FB	1200 x 400 x 24
04.255.120FB	1200 x 500 x 24
04.256.120FB	1200 x 600 x 24
04.254.160FB	1600 x 400 x 24
04.255.160FB	1600 x 500 x 24
04.256.160FB	1600 x 600 x 24

Corpus

RAL 5012 | RAL 6011 | RAL 7021 | RAL 7016 | RAL 7035

Fronts

RAL 3000 | RAL 3003 | RAL 5010 | RAL 5012 | RAL 5021 | RAL 6011 | RAL 7021 | RAL 7016 | RAL 7035

Chairs and shelving





NEW

Work stools Page 538



NEW

Work chairs and standing aids Page 540



NEW

Shelving systems Page 546



Wide-span shelving Page 550



Cantilever shelving Page 552



NEW

Inclined shelving Page 554



Flow racks Page 555

Work stools



- PU, beech or upholstered seat, Ø 350 mm
- Concealed safety gas spring
- High-quality plastic cruciform base, Ø 630 mm

Item no.	Seat	Seat height mm
05.96.42	PU black	400 - 590, glides
05.96.43	PU black	420 - 610, casters
05.96.06	Beech	415 - 605, glides
05.96.05	Beech	435 - 625, casters
05.96.44	Padding, anthracite	475 - 665, glides
05.96.45	Padding, anthracite	495 - 685, casters



- High-quality plastic cruciform base
- Safety gas spring
- PU parts with steel inserts
- Tilting backrest
- Height-adjustable
- Backrest with adjustable incline

Item no.	Seat and backrest	Seat height mm
05.96.02	PU black	435 - 625, glides
05.96.01	PU black	465 - 655, casters
05.96.04	Beech	415 - 605, glides
05.96.03	Beech	445 - 635, casters
05.96.17	Padding, anthracite	450 - 640, glides
05.96.18	Padding, anthracite	480 - 670, casters



- Safety gas spring
- Steel cruciform base with glides
- All-round footrest provides secure footing

Item no.	Seat	Seat height mm
05.96.39	PU black	540 - 730, glides
05.96.40	Beech	555 - 745, glides
05.96.41	Padding, anthracite	615 - 805, glides



- Seat Ø 350 mm, safety gas spring
- High-quality plastic cruciform base, black, Ø 440 mm

Item no.	Seat	Seat height mm
05.96.36	PU black	440 - 630, glides
05.96.37	Beech	455 - 645, glides
05.96.38	Padding, anthracite	515 - 705, glides



- Spine-supporting seat
- Seat made of durable PU foam
- Black
- Safety gas spring
- Stable plastic-cruciform base with casters

Item no.	Seat	Seat height mm
05.96.14	PU black	520 - 710, casters



- Plastic-cruciform base with 5-compartment storage tray

Item no.	Seat	Seat height mm
05.96.12	PU black	400 - 525, casters
05.96.13	Beech	410 - 545, glides



05.3250.81

05.3250.02

Standard stacking stool

- Quickly to hand and stacked to save space
- Seat: durable PU foam or beech plywood
- Stable steel tube frame
- Seat height 500 mm
- Seat Ø 350 mm

Item no.	Seat	Frame
05.3250.01	PU black	Black
05.3250.02	Beech	Black
05.3250.04	PU black	Light grey
05.3250.22	Beech	Light grey
05.3250.81	PU black	chrome-plated
05.3250.82	Beech	chrome-plated



05.3258.01

05.3258.22

High stacking stool

- Quickly to hand and stacked to save space
- Seat: durable PU foam or beech plywood
- Stable steel tube frame
- Seat height 580 mm
- Seat Ø 350 mm
- Also available in stainless steel

Item no.	Seat	Frame
05.3258.01	PU black	Black
05.3258.02	Beech	Black
05.3258.04	PU black	Light grey
05.3258.22	Beech	Light grey

NEW



Chair

Work chairs - load capacity up to approx. 120 kg



Industrial swivel chair with foot ring and glides
- Seat and backrest of beech plywood, natural finish
- Height adjustment with gas spring
- Plastic cruciform base with glides

Item no.	Height adjustment approx.
05.94.36	590 - 840 mm



ESD conductive chairs also available on page 440

Industrial swivel chair with casters
- Seat and backrest of beech plywood, natural finish
- Height adjustment with gas spring
- Plastic cruciform base with casters

Item no.	Height adjustment approx.
05.94.37	500 - 650 mm



Industrial swivel chair with footrest and glides
- Seat and backrest of beech plywood, natural finish
- Height adjustment with keyway
- Steel cruciform base made of rectangular tube with glides

Item no.	Height adjustment approx.
05.94.40	640 - 880



05.94.41



05.94.42

Industrial swivel chair in two different versions
- Seat and backrest of beech plywood, natural finish
- Height adjustment with keyway
- Steel cruciform base made of rectangular tube with glides

Item no.	Height adjustment approx.	Type
05.94.41	640 - 880	with foot ring and glides
05.94.42	440 - 630	with glides



Industrial swivel chair with footrest and glides

- Seat and backrest PU foam, black
- Height adjustment with gas spring
- Plastic cruciform base with glides

Item no.	Height in mm
05.94.38	585 - 835



Industrial swivel chair with glides

- Seat and backrest PU foam, black
- Height adjustment with gas spring
- Plastic cruciform base with glides

Item no.	Height in mm
05.94.39	470 - 610



Industrial swivel chair with foot ring and glides

- Seat and backrest with synthetic leather upholstery, black
- Height adjustment with keyway
- Steel cruciform base made of rectangular tube with glides

Item no.	Height in mm
05.94.43	690 - 930



Industrial swivel chair with casters

- Seat and backrest with synthetic leather upholstery, black
- Height adjustment with keyway
- Steel cruciform base made of rectangular tube with casters

Item no.	Height in mm
05.94.44	540 - 660

Work chairs



Standing aid, maximum load of up to 200 kg

- Seat and backrest with synthetic leather upholstery, black
- Foldable seat, height-adjustable
- Height adjustment with handwheel adjustment
- Steel frame made of rectangular tube, with glides and small casters for easy transport
- Foldable footrest with glides, height-adjustable, rotating pedals for individual foot position

Item no.	Height in mm
05.94.30	550 - 770



Industrial swivel chair, maximum load of up to 170 kg

- Seat and backrest PU foam, black
- Tilting backrest, adjustable height and incline
- Height adjustment with gas spring
- Elegant, stable cruciform base made of round tube, with casters

Item no.	Height in mm
05.94.31	480 - 610



Industrial swivel chair, maximum load of up to 170 kg

- Seat and backrest PU foam, black
- Tilting backrest, adjustable height and incline
- Height adjustment with gas spring
- Elegant, stable cruciform base made of round tube, with floor glides

Item no.	Height in mm
05.93.32	480 - 620



ESD

Industrial swivel chair, maximum load of up to 120 kg ESD version

- Seat and backrest upholstered in fabric, black
- Tilting backrest, adjustable height and incline
- Height adjustment with gas spring
- Elegant aluminium cruciform base, with casters

Item no.	Height in mm
05.94.33	510 - 650



ESD

Industrial swivel chair, maximum load of up to 120 kg ESD version

- Seat and backrest PU foam, black
- Tilting backrest, adjustable height and incline
- Height adjustment with gas spring
- Elegant aluminium cruciform base, with casters

Item no.	Height in mm
05.94.34	490 - 630



ESD

Industrial swivel chair, maximum load of up to 120 kg ESD version

- Seat and backrest upholstered in fabric, black
- Tilting backrest, adjustable height and incline
- Height adjustment with gas spring
- Elegant aluminium cruciform base, with floor glides

Item no.	Height in mm
05.93.35	490 - 630

ESD conductive chairs also available on page 440





EFS footrest – adjustable incline

- Foot plate: Made of plastic with nubs, non-slip movement, adjustable height and incline
- Incline adjustment: 0 - 30°
- Height adjustment: With gas spring, activated at the press of a button
- Adjustment range: 110 - 320 mm

Item no.	Plate in mm	Frame in mm
05.95.01	510 x 350	500 x 360

Standing aid

- Seat made of PU, non-rotating
- Depth spring action
- Gas spring height adjustment
- Black, with glides

Item no.	Height in mm
05.95.02	630 - 840

Industrial swivel chair

- Maximum load of up to 150 kg or 170 kg
- Seat and backrest with adjustable incline
- Height-adjustable with gas spring
- Steel cruciform base



05.95.03 05.95.05 05.95.06

Industrial swivel chairs

Item no.	Type	Height in mm	Load capacity kg	Seat (WxD in mm)	Backrest in mm
05.95.03	With glides	490 - 630	up to 170	480 x 470	430 x 420
05.95.04	With braked casters	480 - 610	up to 170	480 x 470	430 x 420
05.95.05	Glides with footrest	590 - 840	up to 150	480 x 470	430 x 420
05.95.06	Glides with foot ring	590 - 840	up to 150	480 x 470	430 x 420

Chair

Standing aids and work chairs



- Standing aid with ergonomically shaped comfortable seat
- Easy to care for integral foam
- 15° tilting seat
- Horizontal swivelling 16° in each direction
- Seat height 600 - 850 mm

Item no.	Frame
05.96.08	Black
05.96.27	Red
05.96.28	Light grey
05.96.29	chrome-plated
05.96.30	Stainless steel



- Standing aid seat made of easy to care for PU foam, black
- Foldable
- Lockable seat height adjustment 650 - 850 mm

Item no.	Frame
05.96.07	Black
05.96.31	Red



- Large PU seat, blue, 370 mm wide
- Seat height adjustment, 7.5° forwards and backwards
- Seat height adjustment with gas spring
- Stable plastic-cruciform base, Ø 630 mm

Item no.	Seat and backrest	Seat height mm
05.96.10	PU blue	600 - 860, glides
05.96.34	PU blue	560 - 750, glides
05.96.35	PU blue	490 - 680, glides
05.96.09	PU blue	520 - 710, casters

Work chairs

ESD conductive chairs also available on page 440



- Very stable cruciform base made of steel tube in black with three PU footrests of different heights
- Safety gas spring
- 12° seat incline adjustment
- Tilting backrest
- Height-adjustable
- Backrest with adjustable incline

Item no.	Seat and backrest	Seat height mm
05.96.19	PU black	480 - 870, glides
05.96.20	Beech	460 - 850, glides
05.96.21	Padding, anthracite	490 - 880, glides



- Large PU and upholstered seat and backrest
- Ergonomically shaped
- 12° seat incline adjustment
- Asynchronous mechanism for infinite setting of the seat and backrest angle
- Safety gas spring, chrome-plated foot ring
- Plastic cruciform base

Item no.	Seat and backrest	Seat height mm
05.96.22	PU black	515 - 700, glides
05.96.23	Padding, anthracite	525 - 710, glides



- Stable plastic-cruciform base, black
- PU parts with steel inserts
- Tilting backrest
- Height-adjustable
- Backrest with adjustable incline

Item no.	Seat and backrest	Seat height mm
05.96.24	PU black	560 - 820, glides
05.96.25	Beech	540 - 800, glides
05.96.26	Padding, anthracite	575 - 835, glides



05.3571.18

High-quality swivel stool

- PU seat black
- Plastic-cruciform base black with concealed safety gas spring, black
- 12° seat incline adjustment
- The elevated backrest ensures upright sitting.

Item no.	Seat height in mm	Type
05.3571.08	415-605	Glides
05.3571.18	445-635	Casters

NEW



05.3575.08

High-quality swivel stool

- PU seat black
- Plastic-cruciform base black with concealed safety gas spring, black
- 12° seat incline adjustment
- The elevated backrest ensures upright sitting.

Item no.	Seat height in mm	Type
05.3576.08	550 - 805	Glides
05.3575.08	550-805	Glides with foot ring



05.7545.01

05.7540.11

Super-soft work chair

- PU seat black
- Super-soft seat and backrest thanks to new foam system
- Shock-resistant and watertight, easy to care for and durable
- Adaptation to body shape and comfortable pressure relief thanks to ergonomically shaped seat and backrest padding.
- Ventilation channels ensure air exchange
- Stable black plastic cruciform base with concealed safety gas spring, either with load-dependent braked casters or large glides
- Height-adjustable, tilting backrest,
- Backrest with adjustable incline, permanent contact optional

Item no.	Seat height in mm	Type
05.7540.01	440 - 630	Glides
05.7540.11	460 - 650	Double casters
05.7545.01	530 - 790	Glides with foot ring

Shelving systems

Multi-purpose shelving

The superb all-rounder is noted for shelf loads up to 250 kg, bay loads of up to 2000 kg and robust panel shelf levels for bay widths of up to 1695 mm. Locking bars as well as shelving levels made from stepped bars and inset shelf/panel mean no additional stiffening is necessary. Easy, quick and safe assembly is guaranteed.

- With pre-assembled frame
- Additional shelf load 250 kg
- Galvanised surface





Wooden panel

Item no.	Dimensions in mm
05.18083	875 x 300
05.18084	875 x 400
05.18085	875 x 500
05.18086	875 x 600
05.18103	1005 x 300
05.18104	1005 x 400
05.18105	1005 x 500
05.18106	1005 x 600
05.18123	1285 x 300
05.18124	1285 x 400
05.18125	1285 x 500
05.18126	1285 x 600
05.18163	1695 x 300
05.18164	1695 x 400
05.18165	1695 x 500
05.18166	1695 x 600

Multi-purpose shelving

- 5 levels

	Item no.	Dimensions in mm (WxDxH)		Item no.
Base shelving	05.50508.30	875 x 300 x 2000	Add-on shelving	05.50509.30
	05.50508.40	875 x 400 x 2000		05.50509.40
	05.50508.50	875 x 500 x 2000		05.50509.50
	05.50508.60	875 x 600 x 2000		05.50509.60

Multi-purpose shelving

- 5 levels

	Item no.	Dimensions in mm (WxDxH)		Item no.
Base shelving	05.50510.30	1005 x 300 x 2000	Add-on shelving	05.50511.30
	05.50510.40	1005 x 400 x 2000		05.50511.40
	05.50510.50	1005 x 500 x 2000		05.50511.50
	05.50510.60	1005 x 600 x 2000		05.50511.60

Multi-purpose shelving

- 5 levels

	Item no.	Dimensions in mm (WxDxH)		Item no.
Base shelving	05.50512.30	1285 x 300 x 2000	Add-on shelving	05.50513.30
	05.50512.40	1285 x 400 x 2000		05.50513.40
	05.50512.50	1285 x 500 x 2000		05.50513.50
	05.50512.60	1285 x 600 x 2000		05.50513.60

Multi-purpose shelving

- 5 levels

	Item no.	Dimensions in mm (WxDxH)		Item no.
Base shelving	05.50516.30	1695 x 300 x 2000	Add-on shelving	05.50517.30
	05.50516.40	1695 x 400 x 2000		05.50517.40
	05.50516.50	1695 x 500 x 2000		05.50517.50
	05.50516.60	1695 x 600 x 2000		05.50517.60

single-sided

- Base and add-on shelving
- 60 kg load capacity per shelf
- Simple push-fit assembly
- Galvanised surface
- Shelving with rear stop edge
- Height-adjustability 25 : 25 mm
- External dimensions:
  Width base shelving 810 or 1060 mm
  Width add-on shelving 760 or 1010 mm
  Nominal dimension depth + 35 mm
- Additional shelfs on request



Security:
Shelving with a height/depth ratio greater than 5:1 must be secured to prevent it from tipping DGUV rule 108-007
Example:
3000 mm (H): 435 mm (D) = 6.9
The shelf must be secured!
2000 mm (H): 535 mm (D) = 3.74
The shelf does not need to be secured
Tilt protection see page 548

Document shelving, single-sided

	Item no.	Dimensions in mm (WxDxH)	Folder capacity	Shelves		Item no.
Base shelving	05.HZG17307EX	750 x 300 x 1750	45 pcs.	5	Add-on shelving	05.HZA17307EX
	05.HZG17310EX	1000 x 300 x 1750	60 pcs.	5		05.HZA17310EX
	05.HZG20307EX	750 x 300 x 2000	54 pcs.	6		05.HZA20307EX
	05.HZG20310EX	1000 x 300 x 2000	72 pcs.	6		05.HZA20310EX
	05.HZG23307EX	750 x 300 x 2350	63 pcs.	7		05.HZA23307EX
	05.HZG23310EX	1000 x 300 x 2350	84 pcs.	7		05.HZA23310EX
	05.HZG27307EX	750 x 300 x 2700	72 pcs.	8		05.HZA27307EX
	05.HZG27310EX	1000 x 300 x 2700	96 pcs.	8		05.HZA27310EX

Double-sided

- Base and add-on shelving
- 90 kg load capacity per shelf
- Simple push-fit assembly
- Galvanised surface
- Shelving with central stopper
- Height-adjustability 25 : 25 mm
- External dimensions:
  Width base shelving 810 or 1060 mm
  Width add-on shelving 760 or 1010 mm
  Nominal dimension depth + 35 mm
- Additional shelfs on request



Document shelving, double-sided

	Item no.	Dimensions in mm (WxDxH)	Folder capacity	Shelves		Item no.
Base shelving	05.HZG17607DA	750 x 600 x 1750	90 pcs.	5	Add-on shelving	05.HZA17607DA
	05.HZG17610DA	1000 x 600 x 1750	120 pcs.	5		05.HZA17610DA
	05.HZG20607DA	750 x 600 x 2000	108 pcs.	6		05.HZA20607DA
	05.HZG20610DA	1000 x 600 x 2000	144 pcs.	6		05.HZA20610DA
	05.HZG23607DA	750 x 600 x 2350	126 pcs.	7		05.HZA23607DA
	05.HZG23610DA	1000 x 600 x 2350	168 pcs.	7		05.HZA23610DA
	05.HZG27607DA	750 x 600 x 2700	144 pcs.	8		05.HZA27607DA
	05.HZG27610DA	1000 x 600 x 2700	192 pcs.	8		05.HZA27610DA

Shelving systems

Shelving racks

- Base and add-on shelving with shelves
- 200 - 240 kg load capacity per shelf
- Simple push-fit assembly
- Galvanised surface
- 40 mm folded shelf edge
- Height-adjustability 25 : 25 mm
- External dimensions:
  Width base shelving 1060/1360 mm
  Width add-on shelving 1010/1310 mm
  Nominal dimension depth + 35 mm
- Other versions on request.



NEW

Security:
Shelving with a height/depth ratio greater than 5:1 must be secured to prevent it from tipping DGUV rule 108-007
Example:
3000 mm (H): 435 mm (D) = 6.9
The shelf must be secured!
2000 mm (H): 535 mm (D) = 3.74
The shelf does not need to be secured

Tilt protection
Necessary if a height-depth ratio of 5:1 is exceeded

Item no.	Type
05.ZW46	Ceiling anchoring
05.ZW45	Wall anchoring

Shelving rack height 2000 mm

	Item no.	Dimensions in mm (WxDxH)	Shelves		Item no.
Base shelving	05.HZG20410XM	1000 x 400 x 2000	5	Add-on shelving	05.HZA20410XM
	05.HZG20510XM	1000 x 500 x 2000	5		05.HZA20510XM
	05.HZG20610XM	1000 x 600 x 2000	5		05.HZA20610XM
	05.HZG20413XM	1300 x 400 x 2000	5		05.HZA20413XM
	05.HZG20513XM	1300 x 500 x 2000	5		05.HZA20513XM
	05.HZG20613XM	1300 x 600 x 2000	5		05.HZA20613XM

Shelving rack height 2500 mm

	Item no.	Dimensions in mm (WxDxH)	Shelves		Item no.
Base shelving	05.HZG25410XM	1000 x 400 x 2500	6	Add-on shelving	05.HZA25410XM
	05.HZG25510XM	1000 x 500 x 2500	6		05.HZA25510XM
	05.HZG25610XM	1000 x 600 x 2500	6		05.HZA25610XM
	05.HZG25413XM	1300 x 400 x 2500	6		05.HZA25413XM
	05.HZG25513XM	1300 x 500 x 2500	6		05.HZA25513XM
	05.HZG25613XM	1300 x 600 x 2500	6		05.HZA25613XM

Shelving rack height 3000 mm

	Item no.	Dimensions in mm (WxDxH)	Shelves		Item no.
Base shelving	05.HZG30410XM	1000 x 400 x 3000	7	Add-on shelving	05.HZA30410XM
	05.HZG30510XM	1000 x 500 x 3000	7		05.HZA30510XM
	05.HZG30610XM	1000 x 600 x 3000	7		05.HZA30610XM
	05.HZG30413XM	1300 x 400 x 3000	7		05.HZA30413XM
	05.HZG30513XM	1300 x 500 x 3000	7		05.HZA30513XM
	05.HZG30613XM	1300 x 600 x 3000	7		05.HZA30613XM

- Corner shelving rack
- 125 kg per shelf
- Simple push-fit assembly
- Galvanised surface
- Height-adjustability 25 : 25 mm
- With diagonal bars and reinforcement cross-members
- Room corners can be fully utilised by avoiding the "dead corner"
- Recommended add-on shelving, see page 548



Security:
Shelving with a height/depth ratio greater than 5:1 must be secured to prevent it from tipping DGUV rule 108-007
Example:
3000 mm (H): 435 mm (D) = 6.9
The shelf must be secured!
2000 mm (H): 535 mm (D) = 3.74
The shelf does not need to be secured

Tilt protection
Necessary if a height-depth ratio of 5:1 is exceeded

Item no.	Type
05.ZW46	Ceiling anchoring
05.ZW45	Wall anchoring

Corner shelving height 2000

Item no.	Dimensions in mm (WxDxH)	Shelves
05.HZE20410AXL	1060 / 1450 x 400 x 2000	2 x 5
05.HZE20510AXL	1060 / 1550 x 500 x 2000	2 x 5
05.HZE20413AXL	1360 / 1750 x 400 x 2000	2 x 5
05.HZE20513AXL	1360 / 1850 x 500 x 2000	2 x 5

Corner shelving height 2500

Item no.	Dimensions in mm (WxDxH)	Shelves
05.HZE25410AXL	1060 / 1450 x 400 x 2500	2 x 6
05.HZE25510AXL	1060 / 1550 x 500 x 2500	2 x 6
05.HZE25413AXL	1360 / 1750 x 400 x 2500	2 x 6
05.HZE25513AXL	1360 / 1850 x 500 x 2500	2 x 6

Corner shelving height 3000

Item no.	Dimensions in mm (WxDxH)	Shelves
05.HZE30410AXL	1060 / 1450 x 400 x 3000	2 x 7
05.HZE30510AXL	1060 / 1550 x 500 x 3000	2 x 7
05.HZE30413AXL	1360 / 1750 x 400 x 3000	2 x 7
05.HZE30513AXL	1360 / 1850 x 500 x 3000	2 x 7

Wide-span shelving rack

The perfect solution for the storage of heavy loads and bulk materials. Shelf loads up to 400 kg, bay loads up to 2500 kg and bay widths up to 2570 mm are possible.
Locking bars as well as shelf levels made from lengthwise cross-members with steel shelves mean no additional stiffening is necessary.

- With pre-assembled frame
- Plug-in system for easy, quick and safe assembly
- Height 2000 mm
  2500 mm, 3000 mm optional
- 4 shelves
- Additional shelf load 400 kg
- Galvanised surfaces
- Surfaces powder-coated, RAL 5010 (as shown)



Wide-span shelving rack

- 4 shelves, galvanised

	Item no.	Dimensions in mm (WxDxH)		Item no.
Base shelving	05.31101.40	1750 x 400 x 2000	Add-on shelving	05.31102.40
	05.31101.50	1750 x 500 x 2000		05.31102.50
	05.31101.60	1750 x 600 x 2000		05.31102.60
	05.31101.80	1750 x 800 x 2000		05.31102.80

Wide-span shelving rack

- 4 shelves, galvanised

	Item no.	Dimensions in mm (WxDxH)		Item no.
Base shelving	05.31401.40	2010 x 400 x 2000	Add-on shelving	05.31402.40
	05.31401.50	2010 x 500 x 2000		05.31402.50
	05.31401.60	2010 x 600 x 2000		05.31402.60
	05.31401.80	2010 x 800 x 2000		05.31402.80

Wide-span shelving rack

- 4 shelves, galvanised

	Item no.	Dimensions in mm (WxDxH)		Item no.
Base shelving	05.31701.40	2570 x 400 x 2000	Add-on shelving	05.31702.40
	05.31701.50	2570 x 500 x 2000		05.31702.50
	05.31701.60	2570 x 600 x 2000		05.31702.60
	05.31701.80	2570 x 800 x 2000		05.31702.80

Steel panel

Item no.	Dimensions in mm		
05.31070	1750 x 400	05.31082	2010 x 600
05.31071	1750 x 500	05.31083	2010 x 800
05.31072	1750 x 600	05.31090	2570 x 400
05.31073	1750 x 800	05.31091	2570 x 500
05.31080	2010 x 400	05.31092	2570 x 600
05.31081	2010 x 500	05.31093	2570 x 800

The ideal solution for the professional storage of pallets, lattice boxes and heavy loads. The support frames permit a shelf height of up to approx. 6000 mm, the support beams bay widths of up to 3600 mm.

- Surfaces powder-coated, RAL 5010 and RAL 2004

Other versions on request.



Pallet shelving

- 2 levels (4 support beams)
- Shelf load 2000 kg
- Bay load 4000 kg

Base shelving	Item no.	Dimensions in mm (WxDxH)	Add-on shelving	Item no.
	05.50102-K	2700 x 1100 x 2730		05.50103-K

Pallet shelving

- 3 levels (6 support beams)
- Shelf load 2000 kg
- Bay load 5900 kg

Base shelving	Item no.	Dimensions in mm (WxDxH)	Add-on shelving	Item no.
	05.50114-K	2700 x 1100 x 3990		05.50115-K

Pallet shelving

- 3 levels (6 support beams)
- Shelf load 2000 kg
- Bay load 6300 kg

Base shelving	Item no.	Dimensions in mm (WxDxH)	Add-on shelving	Item no.
	05.50106-K	2700 x 1100 x 5250		05.50107-K

Support beam (individual)

Item no.	Dimensions in mm (WxDxH)	Load capacity in kg/pair
05.30301-K	2700 x 50 x 90	2000
05.30302-K	2700 x 50 x 110	3000
05.30303-K	2700 x 50 x 140	3500

Accessories



Impact protection for corners

- L-shaped for protection at entrances and exits in accordance with BGR 234 (German regulations for occupational insurance schemes), incl. 4 floor anchors, height 400 mm

Item no.
05.B4-40102-K



Impact protection for intermediate columns

- U-shaped for protection in corridors in accordance with BGR 234 (German regulations for occupational insurance schemes), incl. 4 floor anchors, height 400 mm

Item no.
05.B4-40103-K



Push-through protection

- Prevents pallets from being pushed out of the shelf
- Width 2700 mm

Item no.
05.B4-40106-K

Cantilever shelving

Technical features:
- Cantilever arms permanently welded
- Uprights and cantilever arms in IPE profiles
- Cantilever arms with permanently welded roll-off protection
- Storage levels including foot support
- Usable depth 500 mm
- Up to 200 kg load capacity per cantilever arm
- High-quality industrial coating RAL 5010

Planning notes:
- External dimensions:
  Width base shelving 1305 mm
  Width add-on shelving 1250 mm
  Nominal dimension depth + 100 mm

Product advantages:
- Affordable system
- Standardised shelving components
- Quick and easy assembly
- Single or double-sided use

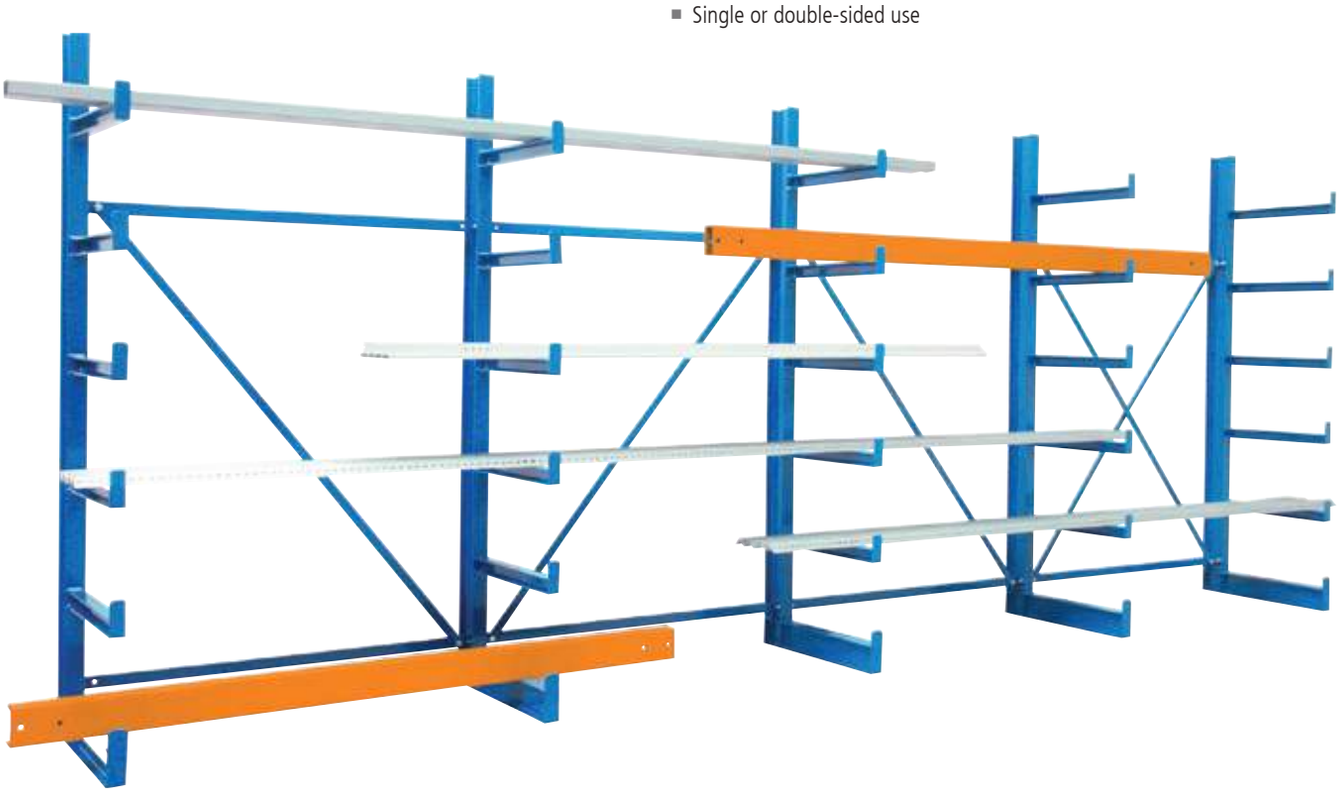

Cantilever shelving

Item no.	Description	Dimensions in mm (WxDxH)
05.60101-50	Base unit with 6 welded arms on one side, length 500 mm, with 2 diagonal bars	1250 x 500 x 2000
05.60102-50	Extension unit with 6 welded arms on one side, length 500 mm, with 1 diagonal bar	1250 x 500 x 2000
05.60121-50	Base unit with 12 welded arms on both sides, length 500 mm, with 2 diagonal bars	1250 x 1000 x 2000
05.60122-50	Extension unit with 12 welded arms on both sides, length 500 mm, with 1 diagonal bar	1250 x 1000 x 2000

Technical features:

- Cantilever arms freely adjustable on the 100 mm grid
- Uprights and cantilever arms in IPE profiles
- Cantilever arms with permanently welded roll-off protection
- Storage levels including foot support
- Usable depth 500 mm
- Up to 500 kg load capacity per cantilever arm
- High-quality industrial coating RAL 5010

Planning notes:

- External dimensions:
  Width base shelving 1060 mm
  Width add-on shelving 1060 mm
  Nominal dimension depth + 120 mm



Cantilever shelving, base shelving

Item no.	Description	Dimensions in mm (WxDxH)
05.20101-50	One-sided with 5 adjustable arms 500 mm long, with 2 diagonal bars, bay load 2000 kg	1000 x 500 x 2000
05.20121-50	Double-sided, with 10 adjustable arms 500 mm long, with 2 diagonal bars, bay load 4000 kg	1000 x 1000 x 2000
05.20201-50	One-sided with 6 adjustable arms 500 mm long, with 2 diagonal bars, bay load 2000 kg	1000 x 500 x 2500
05.20221-50	Double-sided, with 12 adjustable arms 500 mm long, with 2 diagonal bars, bay load 4000 kg	1000 x 1000 x 2500

Cantilever shelving, add-on shelving

Item no.	Description	Dimensions in mm (WxDxH)
05.20102-50	One-sided with 5 adjustable arms 500 mm long, with 1 diagonal bar, bay load 2000 kg	1000 x 500 x 2000
05.20122-50	Double-sided, with 10 adjustable arms 500 mm long, with 1 diagonal bar, bay load 4000 kg	1000 x 1000 x 2000
05.20202-50	One-sided with 6 adjustable arms 500 mm long, with 1 diagonal bar, bay load 2000 kg	1000 x 500 x 2500
05.20222-50	Double-sided, with 12 adjustable arms 500 mm long, with 1 diagonal bar, bay load 4000 kg	1000 x 1000 x 2500

Cantilever arm, additional

Item no.	Description	Dimensions in mm (WxDxH)
05.402-K	Incl. screw fastening	500

Inclined shelving



- Incline angle of the inclined shelves approx. 34°
- The levels are height-adjustable in steps of 25 mm (screwless)
- Push-fit assembly
- Extendable as desired
- Level load: 100 kg
- External dimensions:
  Width base shelving: 1060/1360 mm
  Width add-on shelving: 1010/1310 mm
  Shelf depth 600 mm, shelf depth: 535 mm
- Galvanised surface

NEW



Inclined shelving

- 3 storage levels

	Item no.	Dimensions in mm (WxDxH)		Item no.
Base shelving	05.HZG20510S	1000 x 500 x 2000	Add-on shelving	05.HZA20510S
	05.HZG20513S	1300 x 500 x 2000		05.HZA20513S

Inclined shelving additional level

Item no.	For width in mm
05.Z505100	1000
05.Z505130	1300

- Incline angle of the shelving levels approx. 3-4°
- Screwless height-adjustment in steps of 25 mm
- Level load: 200/400 kg
- Galvanised surface
- External dimensions:
  Width base shelving 1360 mm
  Width add-on shelving 1310 mm
  Shelf depth 1275/2555 mm











Flow rack

Item no.	Type	Dimensions in mm (WxDxH)	Type
05.DLR-AFKLV	Brake plate for small roller conveyor		
05.HZG201213KR	Flow rack, base shelfing	1300 x 1200 x 2000	4 levels, 4 channels per level 5 guide rails per level, bay load 1000 kg Normal rollers
05.HZA201213KR	Flow rack, add-on shelving	1300 x 1200 x 2000	4 levels, 4 channels per level 5 guide rails per level, bay load 1000 kg Normal rollers
05.KR13120GE	Additional level	1300 x 1200	4 channels, 5 guide rails
05.HZG202413KR	Flow rack, base shelfing	1300 x 2400 x 2000	4 levels, 4 channels per level, bay load 2000 kg Small flanged rollers, without guide rails
05.HZA202413KR	Flow rack, add-on shelving	1300 x 2400 x 2000	4 levels, 4 channels per level, bay load 2000 kg Small flanged rollers, without guide rails
05.KR13240GE	Additional level	1300 x 2400	4 channels

Flow rack - movable

- Incline angle of the shelving levels approx. 3-4°
- Small roller strips and guide rails can be adjusted as required on a 6 mm grid
- Special cross-members with large rounding for protected removal of containers
- Push-fit assembly
- Swivel steering casters (wheel diameter 125 mm)
- Bay load: 700 kg
- Level load: 200 kg
- Bay depth: 1275 mm
- Width base shelving: 1360 mm
- Total height 2000 mm
- Galvanised surface

4









Pos.	Item no.	Product	Dimensions in mm (WxDxH)	Type
1	05.HZG171213KR	Flow rack unit, base shelving	1300 x 1200 x 1750	1 2 normal roller strips N33, without guide rails (return) 2 0 normal rollers N33 and 6 guide rails (feed) 3 6 small flanged rollers, without guide rails (feed) 4 6 normal roller strips and 4 guide rails (feed)
2	05.HZGTW1240	Shelving transport trolley	1375 x 1280 x 200	2 support frames, unassembled 2 diagonal bars with lock 2 steering casters with locks; 2 fixed casters
3	05.HZGRÜ1240	Return level	1240 x 335 (WxD)	2 normal roller strips N33 1 guide rail 2 mounting brackets 1 connecting rail
4	05.DLR-AFKLV	Brake plate		For small roller conveyor
5	05.HZGRÜ1410	Auxiliary frame	1472 x 395 (WxD)	Auxiliary frame for returning containers to workraster work bench Incline 1410 x 395 (WxD)

Supplied without decoration, hooks and bins

- 200 kg load capacity per level (with even load)
- Roller conveyors ensure that the goods roll automatically to the removal point - gravity principle
- Flexible and screwless level adjustment in steps of 25 mm
- Shelf is not screwed to the work bench





workraster

- Work bench
- Height adjustment range 735 - 1100 mm



workline

- Work bench
- Height adjustment range 735 - 1100 mm



workergo

- C-foot work bench
- Height adjustment range 695 - 1030 mm

Prices on request

Cloakroom cabinets





NEW

Benches Page 560



NEW

Steel wardrobe lockers Page 561



Compartment lockers Page 566



NEW

Compartment lockers with glazed doors Page 567



Multi-purpose cabinets Page 568



Fire brigade cabinets Page 569

Benches



Stackable benches

- Stable construction
- Feet made of round tube Ø 25 mm, paint RAL 7021 black grey, powder-coated
- Abrasion-resistant plastic sliding base in black
- Seat depth 300 mm, seat height 460 mm
- Seat surface made of clear varnished solid beech wood slats 80 x 20 mm
- Delivered ready-assembled

Stand-alone bench

- Stable square tube construction 30 x 30 mm, paint RAL 7021 black grey
- Seating surface made of rounded, painted hardwood slats 60 x 30 mm
- Shoe trays with 5 cross struts made of square tube
- Sliding base with 10 mm levelling

NEW





Stand-alone bench

Item no.	Dimensions in mm (WxDxH)	Description
06.50.000	1000 x 353 x 420	4x foot, without shoe grate
06.50.010	1000 x 353 x 420	4x foot, with shoe grate
06.51.000	1500 x 353 x 420	4x foot, without shoe grate
06.51.010	1500 x 353 x 420	4x foot, with shoe grate
06.52.000	2000 x 353 x 420	6x foot, without shoe grate
06.52.010	2000 x 353 x 420	6x foot, with shoe grate

Stackable benches

Item no.	Dimensions in mm (WxDxH)	Description
06.85.50	1200 x 460 x 440	4x foot
06.85.51	1600 x 460 x 440	4x foot
06.85.52	2000 x 460 x 440	6x foot

- Stable steel construction
- Doors with vertical reinforcement, hinged on the right and on pintles
- With 3 ventilation slots at the top and bottom and punched label holders
- Insertable hat shelf
- Clothes rail with 3 sliding hooks
- Rotary bolt for padlock
- Easy interior cleaning thanks to flat, sweepable compartment shelves
- Compartment width 300 mm



Increased corrosion protection for the cabinet thanks to plastic cabinet feet



Cylinder lock



06.010.F020



06.055.F030

Wardrobe lockers with 100 mm feet

Item no.	Dimensions in mm (WxDxH)	Number of compartments
06.010.F020	610 x 500 x 1950	2
06.010.F030	900 x 500 x 1950	3
06.010.F040	1190 x 500 x 1950	4

Corpus: RAL 7035

Doors: RAL 5012, RAL 7035

Wardrobe lockers without feet

Item no.	Dimensions in mm (WxDxH)	Number of compartments
06.055.F020	610 x 500 x 1850	2
06.055.F030	900 x 500 x 1850	3
06.055.F040	1190 x 500 x 1850	4

Steel wardrobe lockers

Wardrobe lockers with feet

- Long-lasting steel construction, front panels also made of steel
- Optimal ventilation in the cabinet thanks to the ventilation concept
- Doors hinged on the right, on pintles with vertical reinforcement, ventilation slots and punched label holders
- Door stop damper
- Insertable hat shelf and wardrobe rail made of oval profile with 3 twist-proof sliding hooks for each compartment
- Rotary bolt for padlock as practical basic equipment
- Feet with body colour RAL 7035 in light grey, with all other body colours in black



Oval special wardrobe rail with twist-proof double sliding hooks. Enormous load capacity and high operating comfort



Increased corrosion protection for the cabinet thanks to plastic cabinet feet



Ventilation concept
The air outlet at the back of the cabinet base ensures good ventilation and drying in the compartment. In the case of base-mounted cabinets, ventilation is provided via openings above the recessed base.





06.01.430

Wardrobe lockers with 150 mm feet

Item no.	Dimensions in mm (WxDxH)	Compartment width in mm	Compartments	Description
06.01.230	610 x 500 x 1850	300	2	Rotary bolt for padlock
06.01.231	610 x 500 x 1850	300	2	Cylinder lock
06.01.240	810 x 500 x 1850	400	2	Rotary bolt for padlock
06.01.241	810 x 500 x 1850	400	2	Cylinder lock
06.01.330	900 x 500 x 1850	300	3	Rotary bolt for padlock
06.01.331	900 x 500 x 1850	300	3	Cylinder lock
06.01.340	1200 x 500 x 1850	400	3	Rotary bolt for padlock
06.01.341	1200 x 500 x 1850	400	3	Cylinder lock
06.01.430	1190 x 500 x 1850	300	4	Rotary bolt for padlock
06.01.431	1190 x 500 x 1850	300	4	Cylinder lock
06.01.440	1590 x 500 x 1850	400	4	Rotary bolt for padlock
06.01.441	1590 x 500 x 1850	400	4	Cylinder lock
06.01.530	1480 x 500 x 1850	300	5	Rotary bolt for padlock
06.01.531	1480 x 500 x 1850	300	5	Cylinder lock

- Long-lasting steel construction, front panels also made of steel
- Optimal ventilation in the cabinet thanks to the ventilation concept
- Doors hinged on the right, on pintles with vertical box reinforcement, ventilation slots and punched label holders
- Door stop damper
- Insertable hat shelf and wardrobe rail made of oval profile with 3 twist-proof sliding hooks for each compartment
- Rotary bolt for padlock as practical basic equipment



Oval special wardrobe rail with twist-proof double sliding hooks. Enormous load capacity and high operating comfort



Rotary bolt



Cylinder lock



Ventilation concept
The air outlet at the back of the cabinet base ensures good ventilation and drying in the compartment. In the case of base-mounted cabinets, ventilation is provided via openings above the recessed base.





06.02.431

Wardrobe lockers with 100 mm base

Item no.	Dimensions in mm (WxDxH)	Compartment width in mm	Compartments	Description
06.02.230	610 x 500 x 1800	300	2	Rotary bolt for padlock
06.02.231	610 x 500 x 1800	300	2	Cylinder lock
06.02.240	810 x 500 x 1800	400	2	Rotary bolt for padlock
06.02.241	810 x 500 x 1800	400	2	Cylinder lock
06.02.330	900 x 500 x 1800	300	3	Rotary bolt for padlock
06.02.331	900 x 500 x 1800	300	3	Cylinder lock
06.02.340	1200 x 500 x 1800	400	3	Rotary bolt for padlock
06.02.341	1200 x 500 x 1800	400	3	Cylinder lock
06.02.430	1190 x 500 x 1800	300	4	Rotary bolt for padlock
06.02.431	1190 x 500 x 1800	300	4	Cylinder lock
06.02.440	1590 x 500 x 1800	400	4	Rotary bolt for padlock
06.02.441	1590 x 500 x 1800	400	4	Cylinder lock
06.02.530	1480 x 500 x 1800	300	5	Rotary bolt for padlock
06.02.531	1480 x 500 x 1800	300	5	Cylinder lock

Corpus

RAL 5012 | RAL 6011 | RAL 7021 | RAL 7035

Fronts

RAL 3000 | RAL 3003 | RAL 5010 | RAL 5012 | RAL 5021 | RAL 6011 | RAL 7021 | RAL 7035 | RDS 0959059

Steel wardrobe lockers

NEW

Wardrobe lockers with bench

- Long-lasting steel construction, front panels also made of steel
- Optimal ventilation in the cabinet thanks to the ventilation concept
- Doors hinged on the right, on pintles with vertical reinforcement, ventilation slots and punched label holders
- Door stop damper
- Insertable hat shelf and wardrobe rail made of oval profile with 3 twist-proof sliding hooks for each compartment
- Rotary bolt for padlock as practical basic equipment
- Seat slats made of beech as standard, profile 60 x 35 mm, planed on all sides, rounded top, clear varnished with natural colour differences
- Standard colour of the bench base frame: RAL 7021 Black grey



Oval special wardrobe rail with twist-proof double sliding hooks. Enormous load capacity and high operating comfort



Rotary bolt



Cylinder lock



Ventilation concept
The air outlet at the back of the cabinet base ensures good ventilation and drying in the compartment. In the case of base-mounted cabinets, ventilation is provided via openings above the recessed base.



06.03.330

Wardrobe lockers with attached bench

Item no.	Dimensions in mm (WxDxH)	Compartment width in mm	Compartments	Description
06.03.230	610 x 500 x 2090	300	2	Rotary bolt for padlock
06.03.231	610 x 500 x 2090	300	2	Cylinder lock
06.03.240	810 x 500 x 2090	400	2	Rotary bolt for padlock
06.03.241	810 x 500 x 2090	400	2	Cylinder lock
06.03.330	900 x 500 x 2090	300	3	Rotary bolt for padlock
06.03.331	900 x 500 x 2090	300	3	Cylinder lock
06.03.340	1200 x 500 x 2090	400	3	Rotary bolt for padlock
06.03.341	1200 x 500 x 2090	400	3	Cylinder lock
06.03.430	1190 x 500 x 2090	300	4	Rotary bolt for padlock
06.03.431	1190 x 500 x 2090	300	4	Cylinder lock
06.03.440	1590 x 500 x 2090	400	4	Rotary bolt for padlock
06.03.441	1590 x 500 x 2090	400	4	Cylinder lock
06.03.530	1480 x 500 x 2090	300	5	Rotary bolt for padlock
06.03.531	1480 x 500 x 2090	300	5	Cylinder lock

Cloakroom cabinets

- Double-decker
- 2 compartments on top of each other, per compartment 1 door, clothes rail and 3 sliding hooks
- Smooth doors with twist lock
- Compartment size (WxDxH) 230/330 x 465 x 786 mm
- The 400 mm compartment width is also suitable for motorcycle helmets.
- Punched perforated venting rosettes



06.05.2230



Compartment lockers

- 3 doors on top of each other
- Solid, welded sheet steel construction
- Rebated, smooth doors with internal pintles
- Single-walled
- Cylinder lock with 2 keys each
- Compartment size (WxDxH) 230/330 x 465 x 510 mm
- The 400 mm compartment width is also suitable for motorcycle helmets.



06.05.3231



Wardrobe locker with 150 mm feet

Item no.	Dimensions in mm (WxDxH)	Compartment width in mm	Compartments
06.05.2230	610 x 500 x 1850	300	2 x 2
06.05.2240	810 x 500 x 1850	400	2 x 2
06.05.2330	900 x 500 x 1850	300	3 x 2
06.05.2340	1200 x 500 x 1850	400	3 x 2
06.05.2430	1190 x 500 x 1850	300	4 x 2
06.05.2440	1590 x 500 x 1850	400	4 x 2



Wardrobe locker with 100 mm base

Item no.	Dimensions in mm (WxDxH)	Compartment width in mm	Compartments
06.05.2231	610 x 500 x 1800	300	2 x 2
06.05.2241	810 x 500 x 1800	400	2 x 2
06.05.2331	900 x 500 x 1800	300	3 x 2
06.05.2341	1200 x 500 x 1800	400	3 x 2
06.05.2431	1190 x 500 x 1800	300	4 x 2
06.05.2441	1590 x 500 x 1800	400	4 x 2

Compartment locker with 150 mm feet

Item no.	Dimensions in mm (WxDxH)	Compartment width in mm	Compartments
06.05.3230	610 x 500 x 1850	300	2 x 3
06.05.3240	810 x 500 x 1850	400	2 x 3
06.05.3330	900 x 500 x 1850	300	3 x 3
06.05.3340	1200 x 500 x 1850	400	3 x 3
06.05.3430	1190 x 500 x 1850	300	4 x 3



Compartment locker with 100 mm base

Item no.	Dimensions in mm (WxDxH)	Compartment width in mm	Compartments
06.05.3231	610 x 500 x 1800	300	2 x 3
06.05.3241	810 x 500 x 1800	400	2 x 3
06.05.3331	900 x 500 x 1800	300	3 x 3
06.05.3341	1200 x 500 x 1800	400	3 x 3
06.05.3431	1190 x 500 x 1800	300	4 x 3

Corpus

RAL 5012 | RAL 6011 | RAL 7021 | RAL 7035

Fronts

RAL 3000 | RAL 3003 | RAL 5010 | RAL 5012 | RAL 5021 | RAL 6011 | RAL 7021 | RAL 7035 | RDS 0959059

Compartment lockers

Compartment lockers

Compartment lockers with 4 doors on top of each other

- Solid, welded sheet steel construction
- Rebated, smooth doors with internal pintles
- Single-walled
- Cylinder lock with 2 keys each
- Compartment size (WxDxH) 230/330 x 465 x 375 mm
- The 400 mm compartment width is also suitable for motorcycle helmets.



06.05.4341



Compartment locker with 150 mm feet

Item no.	Dimensions in mm (WxDxH)	Compartment width in mm	Compartments
06.05.4230	610 x 500 x 1850	300	2 x 4
06.05.4240	810 x 500 x 1850	400	2 x 4
06.05.4330	900 x 500 x 1850	300	3 x 4
06.05.4340	1200 x 500 x 1850	400	3 x 4
06.05.4430	1190 x 500 x 1850	300	4 x 4



Compartment locker with 100 mm base

Item no.	Dimensions in mm (WxDxH)	Compartment width in mm	Compartments
06.05.4231	610 x 500 x 1800	300	2 x 4
06.05.4241	810 x 500 x 1800	400	2 x 4
06.05.4331	900 x 500 x 1800	300	3 x 4
06.05.4341	1200 x 500 x 1800	400	3 x 4
06.05.4431	1190 x 500 x 1800	300	4 x 4

Compartment lockers with 5 doors on top of each other

- Solid, welded sheet steel construction
- Rebated, smooth doors with internal pintles
- Single-walled
- Cylinder lock with 2 keys each
- Compartment size (WxDxH) 230/330 x 465 x 295 mm
- The 400 mm compartment width is also suitable for motorcycle helmets.



06.05.5230



Compartment locker with 150 mm feet

Item no.	Dimensions in mm (WxDxH)	Compartment width in mm	Compartments
06.05.5230	610 x 500 x 1850	300	2 x 5
06.05.5240	810 x 500 x 1850	400	2 x 5
06.05.5330	900 x 500 x 1850	300	3 x 5
06.05.5340	1200 x 500 x 1850	400	3 x 5
06.05.5430	1190 x 500 x 1850	300	4 x 5



Compartment locker with 100 mm base

Item no.	Dimensions in mm (WxDxH)	Compartment width in mm	Compartments
06.05.5231	610 x 500 x 1800	300	2 x 5
06.05.5241	810 x 500 x 1800	400	2 x 5
06.05.5331	900 x 500 x 1800	300	3 x 5
06.05.5341	1200 x 500 x 1800	400	3 x 5
06.05.5431	1190 x 500 x 1800	300	4 x 5

- Long-lasting steel construction with 3, 4 or 5 compartments on top of each other
- Optionally with plastic feet (for improved corrosion protection) or with base
- One cylinder lock with 2 keys per compartment, other types of lock on request
- The shelves of the compartments are generally in the body colour
- Doors with Plexiglas inserts for a perfect overview, acrylic glass 3 mm thick, internally firmly adhered

Clear entrances dimensions per compartment

Compartment width	Dimensions in mm (WxDxH)	Compartments on top of each other
300	230 x 465 x 510	3
300	230 x 465 x 375	4
300	230 x 465 x 295	5
400	330 x 465 x 375	4
400	330 x 465 x 295	5



06.80.333



NEW

06.85.534

Compartment locker with 100 mm base

- Compartment width 300 mm

Item no.	Dimensions in mm (WxDxH)	Compartments
06.80.331	320 x 500 x 1800	1 x 3
06.80.332	610 x 500 x 1800	2 x 3
06.80.333	900 x 500 x 1800	3 x 3
06.80.334	1190 x 500 x 1800	4 x 3
06.80.431	320 x 500 x 1800	1 x 4
06.80.432	610 x 500 x 1800	2 x 4
06.80.433	900 x 500 x 1800	3 x 4
06.80.434	1190 x 500 x 1800	4 x 4
06.80.531	320 x 500 x 1800	1 x 5
06.80.532	610 x 500 x 1800	2 x 5
06.80.533	900 x 500 x 1800	3 x 5
06.80.534	1190 x 500 x 1800	4 x 5

- Compartment width 400 mm (also suitable for motorcycle helmets)

Item no.	Dimensions in mm (WxDxH)	Compartments
06.80.341	420 x 500 x 1800	1 x 3
06.80.342	810 x 500 x 1800	2 x 3
06.80.343	1200 x 500 x 1800	3 x 3
06.80.441	420 x 500 x 1800	1 x 4
06.80.442	810 x 500 x 1800	2 x 4
06.80.443	1200 x 500 x 1800	3 x 4
06.80.541	420 x 500 x 1800	1 x 5
06.80.542	810 x 500 x 1800	2 x 5
06.80.543	1200 x 500 x 1800	3 x 5

Compartment locker with 150 mm feet

- Compartment width 300 mm

Item no.	Dimensions in mm (WxDxH)	Compartments
06.85.331	320 x 500 x 1850	1 x 3
06.85.332	610 x 500 x 1850	2 x 3
06.85.333	900 x 500 x 1850	3 x 3
06.85.334	1190 x 500 x 1850	4 x 3
06.85.431	320 x 500 x 1850	1 x 4
06.85.432	610 x 500 x 1850	2 x 4
06.85.433	900 x 500 x 1850	3 x 4
06.85.434	1190 x 500 x 1850	4 x 4
06.85.531	320 x 500 x 1850	1 x 5
06.85.532	610 x 500 x 1850	2 x 5
06.85.533	900 x 500 x 1850	3 x 5
06.85.534	1190 x 500 x 1850	4 x 5

- Compartment width 400 mm (also suitable for motorcycle helmets)

Item no.	Dimensions in mm (WxDxH)	Compartments
06.85.341	420 x 500 x 1850	1 x 3
06.85.342	810 x 500 x 1850	2 x 3
06.85.343	1200 x 500 x 1850	3 x 3
06.85.441	420 x 500 x 1850	1 x 4
06.85.442	810 x 500 x 1850	2 x 4
06.85.443	1200 x 500 x 1850	3 x 4
06.85.541	420 x 500 x 1850	1 x 5
06.85.542	810 x 500 x 1850	2 x 5
06.85.543	1200 x 500 x 1850	3 x 5

Corpus

RAL 5012 | RAL 6011 | RAL 7021 | RAL 7035

Fronts

RAL 3000 | RAL 3003 | RAL 5010 | RAL 5012 | RAL 5021 | RAL 6011 | RAL 7021 | RAL 7035 | RDS 0959059

Multi-purpose cabinets

Clothing and wardrobe lockers

Clothing and wardrobe locker
- Left: 4x shelf
- Right: Hat shelf with clothes rail and 3x sliding hook
- Hinged double doors with a common rotary bolt for a padlock
- Shelves not height-adjustable



06.04.330

Cleaning/equipment cabinet
- To the left of the shortened divider: 4x compartment
- Right: Rail with 6x sliding hook
- Hinged double doors with a common rotary bolt for a padlock
- Shelves not height-adjustable



06.04.341



Clothing and wardrobe locker with 150 mm feet

Item no.	Dimensions in mm (WxDxH)	Description
06.04.230	610 x 500 x 1850	Compartment width 300 mm
06.04.240	810 x 500 x 1850	Compartment width 400 mm



Clothing and wardrobe locker with 100 mm base

Item no.	Dimensions in mm (WxDxH)	Description
06.04.231	610 x 500 x 1800	Compartment width 300 mm
06.04.241	810 x 500 x 1800	Compartment width 400 mm



Cleaning/equipment cabinet with 150 mm feet

Item no.	Dimensions in mm (WxDxH)	Description
06.04.330	610 x 500 x 1850	Compartment width 300 mm
06.04.340	810 x 500 x 1850	Compartment width 400 mm



Cleaning/equipment cabinet with 100 mm base

Item no.	Dimensions in mm (WxDxH)	Description
06.04.331	610 x 500 x 1800	Compartment width 300 mm
06.04.341	810 x 500 x 1800	Compartment width 400 mm

The fire brigade cabinets were designed in close collaboration with experienced specialists. The technology is state of the art, and the cabinets enable the storage of all personal items of equipment.

- Enough space to store firefighting clothing due to height of 1850 mm
- Optimal depth of 500 and 600 mm
- Long-lasting steel construction
- Different dimensions and compartment widths can be chosen
- Numerous object-related substructure variants possible
- Safe valuables compartment (door does not protrude out of the housing)
- Combination lock for surcharge (basic equipment includes cylinder lock with 2 keys)
- Adjusting screws level-adjustable from inside
- Increased corrosion protection for the cabinet thanks to plastic cabinet feet



06.112.150



Fire brigade cabinet
- With internal helmet holder
- Valuables compartment
- Compartment width 500 mm

Item no.	Dimensions in mm (WxDxH)	Description
06.112.150	520 x 600 x 1850	1x compartment
06.112.250	1010 x 600 x 1850	2x compartment
06.112.350	1500 x 600 x 1850	3x compartment



Fire brigade cabinet
- With special shelf for helmet
- Valuables compartment with insertion slot 195 x 25 mm (WxH)
- Compartment width 400 mm

Item no.	Dimensions in mm (WxDxH)	Description
06.112.140	420 x 500 x 1850	1x compartment
06.112.240	810 x 500 x 1850	2x compartment
06.112.340	1200 x 500 x 1850	3x compartment
06.112.440	1590 x 500 x 1850	4x compartment



Feet
- Plastic design
- 150 mm high, approx. 10 mm height-adjustable (4 pieces)

Item no.
06.112.002



Fire brigade cabinet
- With collapsible helmet holder on top of the cabinet
- Valuables compartment with insertion slot 195 x 25 mm (WxH)
- Total height 2035 mm
- Compartment width 400 mm

Item no.	Dimensions in mm (WxDxH)	Description
06.112.142	420 x 500 x 2035	1x compartment
06.112.242	810 x 500 x 2035	2x compartment
06.112.342	1200 x 500 x 2035	3x compartment
06.112.442	1590 x 500 x 2035	4x compartment





Step edge
- With additional upper handle (wall screw fastening required)
- Surcharge per compartment
- Made of aluminium

Item no.
06.112.001

Corpus

RAL 5012 | RAL 6011 | RAL 7021 | RAL 7035

Fronts

RAL 3000 | RAL 3003 | RAL 5010 | RAL 5012 | RAL 5021 | RAL 6011 | RAL 7021 | RAL 7035 | RDS 0959059

Workplace 4.0
Roller conveyors





NEW

Automation | Workplace 4.0 Page 572



Roller conveyor systems Page 582

Workplace 4.0



ADVANTAGES OF WORKPLACE 4.0

- Rapid and reliable acquisition of parameters
- Reduced staff costs
- Constant adherence to quality specifications
- Fewer returns
- Provable and fully tested quality
- Simple documentation
- Management of complexity
- No logging of body parts
- Learning time of a few minutes
- Flexible staff planning
- Increase in customer satisfaction
- Lower quality costs
- Height-adjustable workplace
- Relieving the employees
- Ergonomics

INDUSTRY 4.0

Industry 4.0 refers to the networking of the real world with the virtual world, the use of information technology in traditional industrial processes, and the breaking of new ground in production. The term Industry 4.0 is derived from past major industrial upheavals. Starting with the invention of the first mechanical loom in 1784, followed by the assembly line and mass production at the start of the 20th century, and finally the digital age in the 1970s. Industry 4.0 is considered as the fourth major technological breakthrough in this development. In the coming years and decades, the merging of industrial production and information technology will create a new production world with completely changed production processes and fully networked communication between factories, suppliers and customers. Digitisation makes it possible.

ASSEMBLY SITE OF THE FUTURE

If current studies are to be believed, the demands placed on modern workplaces are transforming in a disruptive manner and, at that, significantly faster than experts ever predicted. The digital revolution has already reached broad sections of companies and is continuing with unbelievable dynamism. Everyone involved – entrepreneurs and employees alike – are being called upon to see these changes as an opportunity. All processes need to be thought over and put to the test. Artificial intelligence is reshaping the environment and workplace design in virtually all sectors. Computer systems are working hand in hand with their human colleagues. Process chains are being broken up and restructured on the basis of cognitive ergonomic criteria. All parties involved are required to obtain advantages for companies and employees from this in order to successfully help shape the digital revolution.

FROM CHALLENGE

Every day, your company's employees grapple with strenuous tasks and heavy physical labour. This often poses great challenges to employees. The performance of your company depends on how motivated and fit your workforce is, as well as on how up-to-date and competitive the skills of your employees are. The critical competitive factors are no longer economy and technology. It is demographics. Here, the person is in focus!

TO OPPORTUNITY

Above all, older and unskilled employees will benefit from the new technological possibilities. Thanks to smarter assistance systems, they will be capable of being active in industrial production for longer, as machines will relieve them of their exhausting work.
For Bedrunka+Hirth the motto is "The person is in focus – the technology assists". The person is supported by intelligent machines. Bedrunka+Hirth wishes to realise these objectives to turn Industry 4.0 into something tangible.

COGNITIVE ERGONOMICS

The constantly growing number of variants and rising quality requirements are gradually increasing the mental stress on an employee to know and implement the respective work steps correctly. Easy to set up visual instructions let each employee know at all times which work step has to take place next and with which article. The visual check relieves the employee from the stress of having possibly installed an incorrect component in the wrong order.

MASTERING COMPLEX WORK

With a height-adjustable worktop, we ensure good ergonomics. The combination of intelligent software and an ergonomic workplace relieves the employee in every respect. The assistance system is employed along the entire value chain: From incoming goods to assembly to outgoing goods. The possibilities range from mere identification to a fully equipped incoming goods inspection with supplier-related sampling selection. Depending on the customer's requirements, these modules are unified into a single system.

The workplace at a glance

INTEGRATED FUNCTIONS

- Administration of employee, parts and packing/assembly lists
- Learning module with free selection of features
- Database for master data with associated images and features
- Search function for documented assembly, packing or inspection processes





Lighting
- LED panel lights with built-in camera
- High luminescence and long service life, yet energy saving



Camera
- One or more USB 3.0 industrial cameras with 1/2"CMOS sensors (resolution up to 18 megapixels)



Pivot arms
- Ergonomic pivot arms at side with various accessories, e.g. inclinable shelves, shelves for open fronted storage bins, box shelves, display wall



Touchscreen:
- High-resolution HD touchscreen (21.5")
- Direct, easy to use, even with work gloves
- Alternatively also controllable by keyboard (keyboard tray under tabletop possible)



Scales
- To determine weights, can be optionally supplemented with scales, including evaluation unit, weighbridge and technical accessories



Electrical height adjustment
- Adapts to the work processes in question and the individual needs of the workers



Tabletop
- Various worktops are possible, width up to max. 1500 mm



Computer unit
- High-performance PC based on Windows 8.1 Industry Pro
- All necessary connections for external devices are built in as standard

Accessories



Barcode reader
- The decoded data can then be transmitted to the system via various interfaces



RFID reader
- For identification and access controls, with interfaces to other IT systems and databases



Torque wrench
- The obtained measurement signal is converted into the force unit to be indicated and transmitted by a measurement amplifier



Bluetooth calipper gauge
- Automatic pickup and storage of measurement data for the transmission of measurement values in real time

Workplace 4.0

Guiding | Checking | Confirming | Documenting

Over four steps, the human and the system work together hand in hand in real time. Processes are divided into substeps, making them easy to verify. The system, supported by an intelligent database, links the real processes with digital data streams via industrial cameras.

Even complex, safety-relevant components are reliably identified and made digitally detectable. Each article feature to be checked is automatically compared with the saved specifications. Errors are detected immediately and the system requests a correction.

Correctly completed substeps are confirmed. If requested, the visual documentation of all substeps can be saved by the system as a log and used as proof of the test results. No more costly learning times; functions and controls are learnt once and never forgotten. Data is fed back to Quality Management and other systems via integrated interfaces.

"*The person is in focus – the technology assists.*"
Ludwig Kellner

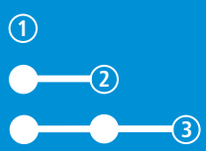



GUIDING

The employee is audiovisually guided through the process via the touch display and is shown what work steps are necessary.
This means that: All new employees can already manage the process safely and correctly after a short period of training and without lengthy work instructions. Employees can be deployed without prior knowledge and with considerably greater flexibility. Processes are more reliable, errors are prevented, and psychical stress never even occurs in the first place.

CHECKING

With the help of the camera, the system checks whether the work step has been performed correctly. In the process, each substep is automatically checked
so that errors can be prevented directly at the source.
A 100 % check is ensured by the integrated QS. Measuring, weighing, counting and identifying take place in real time in seconds.





CONFIRMING

After each inspection, optical and acoustic signals are issued directly to the employee.
If the task has been completed correctly, the system confirms this with "OK". If the employee makes an error during assembly, the system issues an acoustic signal and additionally instructs him to execute the step correctly.

Changing colours are used to bolster the optical signal:
- Green: Process performed without errors
- Red: Result is outside the permissible error tolerance

DOCUMENTING

Every correctly executed work step is automatically saved as an image; in the process, the body parts of the employee are detected by hand tracking, but not recorded.
The complete and correct execution of the process can thus be proved at any time. Product recalls, costly complaints, and subsequent consignments of missing parts are a thing of the past.

Workplace 4.0

Applications

The assistance system has many faces and can be used in a wide range of areas. In the process, we will accompany and advise you from the first day on and equip your system exactly according to your requirements profile. During the initial phase, we will be on-site to instruct your employees. However, we will also be there for you at all times after handover. All of our customers already independently enter new data after a maximum learning time of half a day. Simple, intuitive menu navigation makes it possible.

SECTORS

- Industrial production – assembly and manufacturing operations
- Logistics
- Medical technology
- Automotive industry and electronics
- Aerospace technology

"Workplace 4.0 is also suitable for your sector.
Contact us and together we will find the right solution for your challenge."





INCOMING GOODS

Every day, employees receive hundreds of articles, which must be assigned to the correct article number or order. In addition, the appropriate incoming goods inspection must be performed and documented.
By scanning the delivery note, the system automatically receives information about the type and number of delivered goods. Once their specific features are saved in the system, the articles are reliably identified and recorded by the camera system. Manual activities are reduced and employees are safely guided through the process and pointed to the next subsequent step. Measurement data is automatically transferred to your systems (WMS, MES, etc.).

An innovative specialist company for tube and filter technology relies on the system where the reliable processing of incoming goods and the recording of returns is concerned. Shortened throughput times and the elimination of manual comparisons of catalogue documents and products simplify the processes and make working with incoming goods considerably easier.

IDENTIFICATION

An article that is unfamiliar to the employee is recognised by the camera above the
worktop and reliably identified on the basis of its features. In the process, the software not only displays the article, but also provides information about subsequent process steps and guides the operator through the next work step. Additional information, such as the storage location can also be shown.

A globally leading logistics service provider from Germany has undertaken the sorting and storage of trays, which are used as carriers in the production of computer chips, for one of its customers. There are as many variants of specific carriers as there are different computer chips. These are collected independent of type after use and must be sorted again for re-use. With approximately 1,800 different variants, the differences are sometimes in the millimetre range. The camera-based assistance system reliably identifies them within the shortest possible time.



ASSEMBLY

The constantly growing number of variants and rising quality requirements are gradually increasing the mental stress on an employee to know and implement the respective work steps correctly.
The visual step-by-step guidance via the display immediately lets the employee know which work step has to take place next and with which article. Assembly takes place at the usual speed, while the system checks the individual work steps and issues feedback directly in case of errors. The system recognises and compares even the smallest of details.
The visual check relieves the employee of the stress of having installed an incorrect component or of having performed an incorrect work step.

A well-known German manufacturer of household appliances uses our software for the pre-assembly of switch panels and small parts in the production of dishwashers. Employees install over 1000 of these dishwasher switch panels every day. Because of the repetitive hand movements, monotony quickly sets in. However, thanks to the system, incorrectly installed parts are a thing of the past, and relaxed employees are glad that the assistance system is always virtually looking over their shoulder at the right time.

FINAL INSPECTION/QUALITY CONTROL

With a large number of similar parameters, a manual presence check and quality control is a challenge for all involved.
The system helps to detect the right parameters and checks their presence on the basis of the latest checklist. The employee receives immediate feedback via the display when errors are detected. In addition, the system can count features, measure weights and use and document other technical parameters in the check. All recorded data is automatically documented with the order and serial number.

A manufacturer of parts for the aviation industry checks finished actuators for aircraft using our system. In the process, the system checks the presence of screws, sealing wax, connector pins, and the correct positioning of levers. Additionally, the serial numbers must be recorded and all values must be documented.

Applications



PICKING LISTS

The system provides assistance during recurring complex packing processes by showing the packing list and checking the accuracy and completeness of the products to be picked. If an error is detected, the system notifies the employee by means of an audiovisual message and calls on him to act. Errors no longer remain undetected and are eliminated immediately.
At the end of a correctly performed picking process, the system prints out a traceability number, which the employee adheres to the corresponding operating instructions. The photographic documentation can be used whenever necessary to prove that picking was carried out without errors.

A mechanical engineering company had a clear objective to significantly reduce the number of picking errors occurring during packing. After a few weeks of using the software, the feedback is positive. The error rate is clearly approaching zero, and motivation in the department is increasing thanks to the direct feedback. The visual confirmation and display of the performance rendered in the system provides confirmation for the employees – they no longer feel under pressure to perform.

GOODS ISSUE

Errors frequently occur during the issuing of goods due to the complexity and the number of variants. The system provides a reliable guide through the process and assists the employee. The logged images can be used to prove at any time that the goods were sent complete and in perfect condition. Even complex manual activities become transparent and manageable.

APPLICATION







Would you like a detailed look at the system?

Simply scan the QR code and experience Workplace 4.0 in action.

AWARDS









HANDLING AWARD

Bedrunka + Hirth Gerätebau GmbH, Optimum GmbH, the Institute for Conveying Technology and Logistics (IFL), and the Karlsruhe Institute of Technology (KIT) were given the 2015 Handling Award for the joint project "Workplace 4.0". The award was presented at the MOTEK trade fair

INNOVATION AWARD

In 2015, Initiative Mittelstand gave the IT Innovation Award to "Workplace 4.0".
The award is given to companies with innovative IT solutions and high utility for SMEs.

SPARKASSE INNOVATION PRIZE

The Sparkasse Schwarzwald-Baar awarded first place to the joint project "Workplace 4.0" by Bedrunka + Hirth GmbH, Optimum GmbH, the Institute for Conveying Technology and Logistics (IFL), and the Karlsruhe Institute of Technology (KIT) as a particular furthering of innovative performance.

INDUSTRIEPREIS - BEST OF

The expert jury of the Huber Verlag für Neue Medien GmbH awarded Bedrunka + Hirth the prestigious title of BEST OF 2016. The INDUSTRIEPREIS honours particularly advanced industrial products that provide a significant economic, social, technological and ecological benefit.

Roller conveyors

Accordion roller conveyors

Flared conveyors are independent, flexible conveyor sections. They are used where stationary conveyor sections cannot be installed and packages are handled manually.
Thanks to their high degree of flexibility, they can be used as curves or even S-curves. Furthermore, their conveying length is variable (extendable), and they can be moved using steering casters.

- Standard design with conveyor rollers made of blue plastic tube, Ø 50 x 2.8 mm
- Also galvanised steel tube, Ø 50 x 1.5 mm, on request
- The centre distance is 55 - 130 mm, depending on the extended length
- Height-adjustable, 700 - 1100 mm



Roller conveyor width 300 mm, 100 kg load capacity between 2 supports

Item no.	Number of supports	Extendable from – to
AA052R30036	3	1.9 – 4.4 m
AA052R30050	4	2.7 – 6.2 m
AA052R30064	5	3.3 – 7.9 m
AA052R30078	6	4.0 – 9.6 m

Roller conveyor width 400 mm, 100 kg load capacity between 2 supports

Item no.	Number of supports	Extendable from – to
AA052R40036	3	1.9 – 4.4 m
AA052R40050	4	2.7 – 6.2 m
AA052R40064	5	3.3 – 7.9 m
AA052R40078	6	4.0 – 9.6 m

Roller conveyor width 500 mm, 100 kg load capacity between 2 supports

Item no.	Number of supports	Extendable from – to
AA052R50036	3	1.9 – 4.4 m
AA052R50050	4	2.7 – 6.2 m
AA052R50064	5	3.3 – 7.9 m
AA052R50078	6	4.0 – 9.6 m

Roller conveyor width 600 mm, 120 kg load capacity between 2 supports

Item no.	Number of supports	Extendable from – to
AA052R60036	3	1.9 – 4.4 m
AA052R60050	4	2.7 – 6.2 m
AA052R60064	5	3.3 – 7.9 m
AA052R60078	6	4.0 – 9.6 m

End stops: fixed and folding





Roller conveyor width 300 mm

Item no.
ZA001R00300
ZA002R00300

Roller conveyor width 400 mm

Item no.
ZA001R00400
ZA002R00400

Roller conveyor width 500 mm

Item no.
ZA001R00500
ZA002R00500

Roller conveyor width 600 mm

Item no.
ZA001R00600
ZA002R00600

- Standard version with ball bearing-mounted and galvanised steel rollers, Ø 48 mm
- Also ball bearing-mounted plastic rollers, Ø 48 mm, on request (without surcharge)
- The centre distance is 32 - 130 mm, depending on the extended length
- Height-adjustable, 700 - 1100 mm



Small roller conveyor width 300 mm, 100 kg load capacity between 2 supports

Item no.	Number of supports	Extendable from – to
AB048R30036	3	1.9 – 4.4 m
AB048R30050	4	2.7 – 6.2 m
AB048R30064	5	3.3 – 7.9 m
AB048R30078	6	4.0 – 9.6 m

Small roller conveyor width 400 mm, 100 kg load capacity between 2 supports

Item no.	Number of supports	Extendable from – to
AB048R40036	3	1.9 – 4.4 m
AB048R40050	4	2.7 – 6.2 m
AB048R40064	5	3.3 – 7.9 m
AB048R40078	6	4.0 – 9.6 m

Small roller conveyor width 500 mm, 100 kg load capacity between 2 supports

Item no.	Number of supports	Extendable from – to
AB048R50036	3	1.9 – 4.4 m
AB048R50050	4	2.7 – 6.2 m
AB048R50064	5	3.3 – 7.9 m
AB048R50078	6	4.0 – 9.6 m

Small roller conveyor width 600 mm, 100 kg load capacity between 2 supports

Item no.	Number of supports	Extendable from – to
AB048R60036	3	1.9 – 4.4 m
AB048R60050	4	2.7 – 6.2 m
AB048R60064	5	3.3 – 7.9 m
AB048R60078	6	4.0 – 9.6 m

Connectors for connecting multiple conveyors in a line



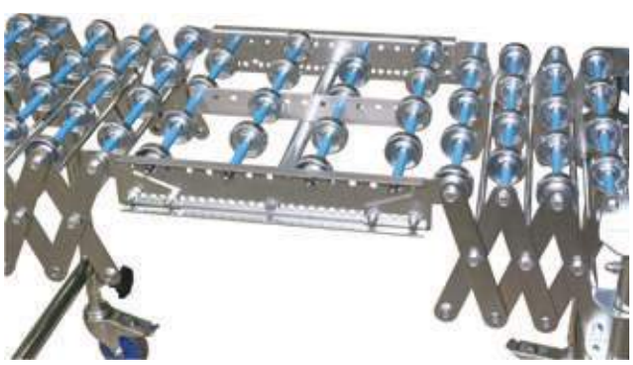

Roller conveyor width 300 mm

Item no.
AA052R00300
AB048R00300

Roller conveyor width 400 mm

Item no.
AA052R00400
AB048R00400

Roller conveyor width 500 mm

Item no.
AA052R00500
AB048R00500

Roller conveyor width 600 mm

Item no.
AA052R00600
AB048R00600

Roller conveyors

Small roller conveyors

For transporting small, light-weight conveyed goods. The conveyed goods should always lie over at least 3 conveyor rollers. Consequently, length and diameter of the smallest conveyed good: min. 75 mm with a centre distance of 25 mm, min. 115 mm with a centre distance of 37.5 mm. The roller conveyor width determines the inner clearance between the roller conveyor frames. The conveyor rollers protrude over the upper edge of the frame.



- Conveyor rollers made of blue plastic tube, Ø 20 x 1.5 mm



- Conveyor rollers made of blue plastic tube, Ø 30 x 1.8 mm

Roller conveyor width 200 mm, distance 25 mm

Item no.	Straight in m
AA122R10201	1
AA122R15201	1.5
AA122R20201	2
AA122R30201	3

Roller conveyor width 200 mm, distance 37.5 mm

Item no.	Straight in m
AA132R10201	1
AA132R15201	1.5
AA132R20201	2
AA132R30201	3

Roller conveyor width 300 mm, distance 25 mm

Item no.	Straight in m
AA122R10301	1
AA122R15301	1.5
AA122R20301	2
AA122R30301	3

Roller conveyor width 300 mm, distance 37.5 mm

Item no.	Straight in m
AA132R10301	1
AA132R15301	1.5
AA132R20301	2
AA132R30301	3

Roller conveyor width 400 mm, distance 25 mm

Item no.	Straight in m
AA122R10401	1
AA122R15401	1.5
AA122R20401	2
AA122R30401	3

Roller conveyor width 400 mm, distance 37.5 mm

Item no.	Straight in m
AA132R10401	1
AA132R15401	1.5
AA132R20401	2
AA132R30401	3

Roller conveyor width 500 mm, distance 25 mm

Item no.	Straight in m
AA122R10501	1
AA122R15501	1.5
AA122R20501	2
AA122R30501	3

Roller conveyor width 500 mm, distance 37.5 mm

Item no.	Straight in m
AA132R10501	1
AA132R15501	1.5
AA132R20501	2
AA132R30501	3

90° bend

- Inner radius 800 mm
- Conveyor rollers, continuous or multi-segment

Item no.	Width in mm
CE122R90201	200
CE122R90301	300
CE122R90401	400
CE122R90501	500

90° bend

- Inner radius 800 mm
- Conveyor rollers, continuous or multi-segment

Item no.	Width in mm
CE132R90201	200
CE132R90301	300
CE132R90401	400
CE132R90501	500

For transporting small, light-weight conveyed goods. The conveyed goods should always lie over at least 3 conveyor rollers. Consequently, length and diameter of the smallest conveyed good: min. 75 mm with a centre distance of 25 mm, min. 115 mm with a centre distance of 37.5 mm. The roller conveyor width determines the inner clearance between the roller conveyor frames. The conveyor rollers protrude over the upper edge of the frame.



- Conveyor rollers made of galvanised steel tube, Ø 20 x 1.0 mm

Roller conveyor width 200 mm, distance 25 mm

Item no.	Straight in m
AA121R10201	1
AA121R15201	1.5
AA121R20201	2
AA121R30201	3

Roller conveyor width 300 mm, distance 25 mm

Item no.	Straight in m
AA121R10301	1
AA121R15301	1.5
AA121R20301	2
AA121R30301	3

Roller conveyor width 400 mm, distance 25 mm

Item no.	Straight in m
AA121R10401	1
AA121R15401	1.5
AA121R20401	2
AA121R30401	3

Roller conveyor width 500 mm, distance 25 mm

Item no.	Straight in m
AA121R10501	1
AA121R15501	1.5
AA121R20501	2
AA121R30501	3

90° bend

- Inner radius 800 mm
- Conveyor rollers, continuous or multi-segment

Item no.	Width in mm
CE121R90201	200
CE121R90301	300
CE121R90401	400
CE121R90501	500



- Conveyor rollers made of galvanised steel tube, Ø 30 x 1.5 mm

Roller conveyor width 200 mm, distance 37.5 mm

Item no.	Straight in m
AA131R10201	1
AA131R15201	1.5
AA131R20201	2
AA131R30201	3

Roller conveyor width 300 mm, distance 37.5 mm

Item no.	Straight in m
AA131R10301	1
AA131R15301	1.5
AA131R20301	2
AA131R30301	3

Roller conveyor width 400 mm, distance 37.5 mm

Item no.	Straight in m
AA131R10401	1
AA131R15401	1.5
AA131R20401	2
AA131R30401	3

Roller conveyor width 500 mm, distance 37.5 mm

Item no.	Straight in m
AA131R10501	1
AA131R15501	1.5
AA131R20501	2
AA131R30501	3

90° bend

- Inner radius 800 mm
- Conveyor rollers, continuous or multi-segment

Item no.	Width in mm
CE131R90201	200
CE131R90301	300
CE131R90401	400
CE131R90501	500

Small roller conveyors, accessories



Roller conveyor width 200 mm

Item no.	Height incl. roller conveyors in mm
ZS100R20276	275 – 340
ZS100R20330	330 – 395
ZS100R20390	390 – 570
ZS100R20550	550 – 850
ZS100R20680	680 – 1100
ZS100R20870	870 – 1350

Roller conveyor width 300 mm

Item no.	Height incl. roller conveyors in mm
ZS100R30276	275 – 340
ZS100R30330	330 – 395
ZS100R30390	390 – 570
ZS100R30550	550 – 850
ZS100R30680	680 – 1100
ZS100R30870	870 – 1350

Roller conveyor width 400 mm

Item no.	Height incl. roller conveyors in mm
ZS100R40276	275 – 340
ZS100R40330	330 – 395
ZS100R40390	390 – 570
ZS100R40550	550 – 850
ZS100R40680	680 – 1100
ZS100R40870	870 – 1350

Roller conveyor width 500 mm

Item no.	Height incl. roller conveyors in mm
ZS100R50276	275 – 340
ZS100R50330	330 – 395
ZS100R50390	390 – 570
ZS100R50550	550 – 850
ZS100R50680	680 – 1100
ZS100R50870	870 – 1350



End stop bolted

Item no.	Roller conveyor width in mm
ZA100R00200	200
ZA100R00300	300
ZA100R00400	400
ZA100R00500	500



Side guides, adjustable up to 100 mm, single-sided

Item no.	Conveyor length in m
ZF100R11000	1
ZF100R11500	1.5
ZF100R12000	2
ZF100R13000	3

Side guides, adjustable up to 100 mm, double-sided

Item no.	Conveyor length in m
ZF100R21000	1
ZF100R21500	1.5
ZF100R22000	2
ZF100R23000	3

90° bend

Item no.	Type
ZF100R30290	single-sided
ZF100R40290	double-sided

Light roller conveyors are used for transporting piece goods of a weight that can still be handled manually. The conveyed goods should always lie over at least 3 conveyor rollers (check centre distance). The roller conveyor width determines the inner clearance between the roller conveyor frames. The load capacity of the conveyors depends on, among other things, the roller conveyor width, and the roller and support spacing. With plastic rollers, the weight of the conveyed good should be no more than 20-25 kg. Supports are placed with a spacing of up to 2 m.





90° bend

- Inner radius 800 mm
- Conveyor rollers, continuous or multi-segment

Item no.
Roller conveyor width 300 mm
CE152R90301
CE152R90302
CE152R90303
Roller conveyor width 400 mm
CE152R90401
CE152R90402
CE152R90403
Roller conveyor width 500 mm
CE152R90501
CE152R90502
CE152R90503
Roller conveyor width 600 mm
CE152R90601
CE152R90602
CE152R90603

- Conveyor rollers made of blue plastic tube, Ø 50 x 2.8 mm
- Bolted axles, Ø 8 mm

Straight 1 m

Item no.	Distance
Roller conveyor width 300 mm	
AA152R10301	62.5 mm
AA152R10302	75 mm
AA152R10303	100 mm
Roller conveyor width 400 mm	
AA152R10401	62.5 mm
AA152R10402	75 mm
AA152R10403	100 mm
Roller conveyor width 500 mm	
AA152R10501	62.5 mm
AA152R10502	75 mm
AA152R10503	100 mm
Roller conveyor width 600 mm	
AA152R10601	62.5 mm
AA152R10602	75 mm
AA152R10603	100 mm

Straight 1.5 m

Item no.	Distance
Roller conveyor width 300 mm	
AA152R15301	62.5 mm
AA152R15302	75 mm
AA152R15303	100 mm
Roller conveyor width 400 mm	
AA152R15401	62.5 mm
AA152R15402	75 mm
AA152R15403	100 mm
Roller conveyor width 500 mm	
AA152R15501	62.5 mm
AA152R15502	75 mm
AA152R15503	100 mm
Roller conveyor width 600 mm	
AA152R15601	62.5 mm
AA152R15602	75 mm
AA152R15603	100 mm

Straight 2 m

Item no.	Distance
Roller conveyor width 300 mm	
AA152R20301	62.5 mm
AA152R20302	75 mm
AA152R20303	100 mm
Roller conveyor width 400 mm	
AA152R20401	62.5 mm
AA152R20402	75 mm
AA152R20403	100 mm
Roller conveyor width 500 mm	
AA152R20501	62.5 mm
AA152R20502	75 mm
AA152R20503	100 mm
Roller conveyor width 600 mm	
AA152R20601	62.5 mm
AA152R20602	75 mm
AA152R20603	100 mm

Straight 3 m

Item no.	Distance
Roller conveyor width 300 mm	
AA152R30301	62.5 mm
AA152R30302	75 mm
AA152R30303	100 mm
Roller conveyor width 400 mm	
AA152R30401	62.5 mm
AA152R30402	75 mm
AA152R30403	100 mm
Roller conveyor width 500 mm	
AA152R30501	62.5 mm
AA152R30502	75 mm
AA152R30503	100 mm
Roller conveyor width 600 mm	
AA152R30601	62.5 mm
AA152R30602	75 mm
AA152R30603	100 mm

Roller conveyors

Light roller conveyors

Light roller conveyors are used for transporting piece goods of a weight that can still be handled manually. The conveyed goods should always lie over at least 3 conveyor rollers (check centre distance). The roller conveyor width determines the inner clearance between the roller conveyor frames. The load capacity of the conveyors depends on, among other things, the roller conveyor width, and the roller and support spacing. With plastic rollers, the weight of the conveyed good should be no more than 20-25 kg. Supports are placed with a spacing of up to 2 m.





90° bend

- Inner radius 800 mm
- Conveyor rollers, continuous or multi-segment

Item no.
Roller conveyor width 300 mm
CE151R90301
CE151R90302
CE151R90303
Roller conveyor width 400 mm
CE151R90401
CE151R90402
CE151R90403
Roller conveyor width 500 mm
CE151R90501
CE151R90502
CE151R90503
Roller conveyor width 600 mm
CE151R90601
CE151R90602
CE151R90603

- Conveyor rollers made of galvanised steel tube, Ø 50
- Bolted axles, Ø 8 mm

Straight 1 m

Item no.	Distance
Roller conveyor width 300 mm	
AA151R10301	62.5 mm
AA151R10302	75 mm
AA151R10303	100 mm
Roller conveyor width 400 mm	
AA151R10401	62.5 mm
AA151R10402	75 mm
AA151R10403	100 mm
Roller conveyor width 500 mm	
AA151R10501	62.5 mm
AA151R10502	75 mm
AA151R10503	100 mm
Roller conveyor width 600 mm	
AA151R10601	62.5 mm
AA151R10602	75 mm
AA151R10603	100 mm

Straight 1.5 m

Item no.	Distance
Roller conveyor width 300 mm	
AA151R15301	62.5 mm
AA151R15302	75 mm
AA151R15303	100 mm
Roller conveyor width 400 mm	
AA151R15401	62.5 mm
AA151R15402	75 mm
AA151R15403	100 mm
Roller conveyor width 500 mm	
AA151R15501	62.5 mm
AA151R15502	75 mm
AA151R15503	100 mm
Roller conveyor width 600 mm	
AA151R15601	62.5 mm
AA151R15602	75 mm
AA151R15603	100 mm

Straight 2 m

Item no.	Distance
Roller conveyor width 300 mm	
AA151R20301	62.5 mm
AA151R20302	75 mm
AA151R20303	100 mm
Roller conveyor width 400 mm	
AA151R20401	62.5 mm
AA151R20402	75 mm
AA151R20403	100 mm
Roller conveyor width 500 mm	
AA151R20501	62.5 mm
AA151R20502	75 mm
AA151R20503	100 mm
Roller conveyor width 600 mm	
AA151R20601	62.5 mm
AA151R20602	75 mm
AA151R20603	100 mm

Straight 3 m

Item no.	Distance
Roller conveyor width 300 mm	
AA151R30301	62.5 mm
AA151R30302	75 mm
AA151R30303	100 mm
Roller conveyor width 400 mm	
AA151R30401	62.5 mm
AA151R30402	75 mm
AA151R30403	100 mm
Roller conveyor width 500 mm	
AA151R30501	62.5 mm
AA151R30502	75 mm
AA151R30503	100 mm
Roller conveyor width 600 mm	
AA151R30601	62.5
AA151R30602	75 mm
AA151R30603	100 mm



Mobile supports
on request

Roller conveyor width 300 mm

Item no.	Height incl. roller conveyors in mm
ZS100R30276	275 – 340
ZS100R30330	330 – 395
ZS100R30390	390 – 570
ZS100R30550	550 – 850
ZS100R30680	680 – 1100
ZS100R30870	870 – 1350

Roller conveyor width 400 mm

Item no.	Height incl. roller conveyors in mm
ZS100R40276	275 – 340
ZS100R40330	330 – 395
ZS100R40390	390 – 570
ZS100R40550	550 – 850
ZS100R40680	680 – 1100
ZS100R40870	870 – 1350

Roller conveyor width 500 mm

Item no.	Height incl. roller conveyors in mm
ZS100R50276	275 – 340
ZS100R50330	330 – 395
ZS100R50390	390 – 570
ZS100R50550	550 – 850
ZS100R50680	680 – 1100
ZS100R50870	870 – 1350

Roller conveyor width 600 mm

Item no.	Height incl. roller conveyors in mm
ZS100R60276	275 – 340
ZS100R60330	330 – 395
ZS100R60390	390 – 570
ZS100R60550	550 – 850
ZS100R60680	680 – 1100
ZS100R60870	870 – 1350



End stop bolted

Item no.	Roller conveyor width in mm
ZA100R00300	300
ZA100R00400	400
ZA100R00500	500
ZA100R00600	600



Side guides, adjustable up to 100 mm, single-sided

Item no.	Conveyor length in m
ZF100R11000	1
ZF100R11500	1.5
ZF100R12000	2
ZF100R13000	3

Side guides, adjustable up to 100 mm, double-sided

Item no.	Conveyor length in m
ZF100R21000	1
ZF100R21500	1.5
ZF100R22000	2
ZF100R23000	3

90° bend

Item no.	Type
ZF100R30390	single-sided
ZF100R40390	double-sided

Roller conveyors

Medium-weight roller conveyors

For applications where light roller conveyors reach their load limits and heavy-duty roller conveyors would be oversized.

They are used for loads of up to approx. 150 - 200 kg/m, irrespective of the roller conveyor width, and the roller and support spacing. For multi-segment sections, the individual conveyors are connected via the supports (no track connectors).





- Conveyor rollers made of galvanised steel tube, Ø 50 x 1.5 mm

Straight 1 m

Item no.	Distance
Roller conveyor width 400 mm	
AA251R10402	78 mm
AA251R10403	104 mm
AA251R10404	130 mm
Roller conveyor width 500 mm	
AA251R10502	78 mm
AA251R10503	104 mm
AA251R10504	130 mm
Roller conveyor width 600 mm	
AA251R10602	78 mm
AA251R10603	104 mm
AA251R10604	130 mm
Roller conveyor width 700 mm	
AA251R10702	78 mm
AA251R10703	104 mm
AA251R10704	130 mm
Roller conveyor width 800 mm	
AA251R10802	78 mm
AA251R10803	104 mm
AA251R10804	130 mm
Roller conveyor width 900 mm	
AA251R10902	78 mm
AA251R10903	104 mm
AA251R10904	130 mm
Roller conveyor width 1000 mm	
AA251R10102	78 mm
AA251R10103	104 mm
AA251R10104	130 mm

Straight 1.5 m

Item no.	Distance
Roller conveyor width 400 mm	
AA251R15402	78 mm
AA251R15403	104 mm
AA251R15404	130 mm
Roller conveyor width 500 mm	
AA251R15502	78 mm
AA251R15503	104 mm
AA251R15504	130 mm
Roller conveyor width 600 mm	
AA251R15602	78 mm
AA251R15603	104 mm
AA251R15604	130 mm
Roller conveyor width 700 mm	
AA251R15702	78 mm
AA251R15703	104 mm
AA251R15704	130 mm
Roller conveyor width 800 mm	
AA251R15802	78 mm
AA251R15803	104 mm
AA251R15804	130 mm
Roller conveyor width 900 mm	
AA251R15902	78 mm
AA251R15903	104 mm
AA251R15904	130 mm
Roller conveyor width 1000 mm	
AA251R15102	78 mm
AA251R15103	104 mm
AA251R15104	130 mm



Straight 2 m

Item no.	Distance
Roller conveyor width 400 mm	
AA251R20402	78 mm
AA251R20403	104 mm
AA251R20404	130 mm
Roller conveyor width 500 mm	
AA251R20502	78 mm
AA251R20503	104 mm
AA251R20504	130 mm
Roller conveyor width 600 mm	
AA251R20602	78 mm
AA251R20603	104 mm
AA251R20604	130 mm
Roller conveyor width 700 mm	
AA251R20702	78 mm
AA251R20703	104 mm
AA251R20704	130 mm
Roller conveyor width 800 mm	
AA251R20802	78 mm
AA251R20803	104 mm
AA251R20804	130 mm
Roller conveyor width 900 mm	
AA251R20902	78 mm
AA251R20903	104 mm
AA251R20904	130 mm
Roller conveyor width 1000 mm	
AA251R20102	78 mm
AA251R20103	104 mm
AA251R20104	130 mm

Straight 3 m

Item no.	Distance
Roller conveyor width 400 mm	
AA251R30402	78 mm
AA251R30403	104 mm
AA251R30404	130 mm
Roller conveyor width 500 mm	
AA251R30502	78 mm
AA251R30503	104 mm
AA251R30504	130 mm
Roller conveyor width 600 mm	
AA251R30602	78 mm
AA251R30603	104 mm
AA251R30604	130 mm
Roller conveyor width 700 mm	
AA251R30702	78 mm
AA251R30703	104 mm
AA251R30704	130 mm
Roller conveyor width 800 mm	
AA251R30802	78 mm
AA251R30803	104 mm
AA251R30804	130 mm
Roller conveyor width 900 mm	
AA251R30902	78 mm
AA251R30903	104 mm
AA251R30904	130 mm
Roller conveyor width 1000 mm	
AA251R30102	78 mm
AA251R30103	104 mm
AA251R30104	130 mm

90° bend

- Inner radius 1000 mm
- Conveyor rollers, continuous or multi-segment
- With bolted axles

Item no.
Roller conveyor width 400 mm
CE251R90402
CE251R90403
CE251R90404
Roller conveyor width 500 mm
CE251R90502
CE251R90503
CE251R90504
Roller conveyor width 600 mm
CE251R90602
CE251R90603
CE251R90604
Roller conveyor width 700 mm
CE251R90702
CE251R90703
CE251R90704
Roller conveyor width 800 mm
CE251R90802
CE251R90803
CE251R90804
Roller conveyor width 900 mm
CE251R90902
CE251R90903
CE251R90904
Roller conveyor width 1000 mm
CE251R90102
CE251R90103
CE251R90104

Medium weight roller conveyors, accessories



Supports

- Height-adjustable, frame made of steel square tube, 40 x 40 x 2 mm, with swivel joint
- Height adjustment via continuously adjustable feet
- Paintwork RAL 5015 Sky blue

Item no.	Height incl. roller conveyors in mm
Roller conveyor width 400 mm	
ZS200R40330	330 – 395
ZS200R40390	390 – 570
ZS200R40550	550 – 800
ZS200R40680	680 – 1100
ZS200R40870	870 – 1350
Roller conveyor width 500 mm	
ZS200R50330	330 – 395
ZS200R50390	390 – 570
ZS200R50550	550 – 800
ZS200R50680	680 – 1100
ZS200R50870	870 – 1350
Roller conveyor width 600 mm	
ZS200R60330	330 – 395
ZS200R60390	390 – 570
ZS200R60550	550 – 800
ZS200R60680	680 – 1100
ZS200R60870	870 – 1350
Roller conveyor width 700 mm	
ZS200R70330	330 – 395
ZS200R70390	390 – 570
ZS200R70550	550 – 800
ZS200R70680	680 – 1100
ZS200R70870	870 – 1350

Item no.	Height incl. roller conveyors in mm
Roller conveyor width 800 mm	
ZS200R80330	330 – 395
ZS200R80390	390 – 570
ZS200R80550	550 – 800
ZS200R80680	680 – 1100
ZS200R80870	870 – 1350
Roller conveyor width 900 mm	
ZS200R90330	330 – 395
ZS200R90390	390 – 570
ZS200R90550	550 – 800
ZS200R90680	680 – 1100
ZS200R90870	870 – 1350
Roller conveyor width 1000 mm	
ZS200R10330	330 – 395
ZS200R10390	390 – 570
ZS200R10550	550 – 800
ZS200R10680	680 – 1100
ZS200R10870	870 – 1350





End stop bolted

Item no.	Roller conveyor width in mm
ZA200R00400	400
ZA200R00500	500
ZA200R00600	600
ZA200R00700	700
ZA200R00800	800
ZA200R00900	900
ZA200R01000	1000



Side guides, galvanised U-profile, 40 / 80 / 40 x 3 mm, guide height up to 75 mm above roller, single-sided

Item no.	Conveyor length in m
ZF201R11000	1
ZF201R11500	1.5
ZF201R12000	2
ZF201R13000	3

Side guides, galvanised U-profile, 40 / 80 / 40 x 3 mm, guide height up to 75 mm above roller, double-sided

Item no.	Conveyor length in m
ZF201R21000	1
ZF201R21500	1.5
ZF201R22000	2
ZF201R23000	3



90° bend

Item no.	Type
ZF201R30490	single-sided
ZF201R40490	double-sided

Worktops





Beech multiplex worktop | with steel edges Page 596



Solid red beech worktop Page 598



Workbench top end profiles and rear edge profile Page 599



MDF worktops, plastic worktops Page 600



Worktop connector Page 602



Chipboard worktop and ESD conductive worktop Page 603

Worktops

Beech multiplex worktop | with steel edges



Beech multiplex worktop
- Glue laminated, oiled
- Waterproof
- Damped according to DIN 68705

Top thickness (mm)	25	40	50
Dimensions in mm (WxD)	Item no.	Item no.	Item no.
1000 x 600	03.1060.25	03.1060.40	03.1060.50
1250 x 600	03.1260.25	03.1260.40	03.1260.50
1500 x 600	03.1560.25	03.1560.40	03.1560.50
2000 x 600	03.2060.25	03.2060.40	03.2060.50
2500 x 600	03.2560.25	03.2560.40	03.2560.50
810 x 750	03.81.25	03.81.40	03.81.50
1000 x 750	03.10.25	03.10.40	03.10.50
1200 x 750	03.12.25	03.12.40	03.12.50
1250 x 750	03.125.25	03.125.40	03.125.50
1500 x 750	03.15.25	03.15.40	03.15.50
2000 x 750	03.20.25	03.20.40	03.20.50
2500 x 750	03.25.25	03.25.40	03.25.50
1000 x 900	03.1090.25	03.1090.40	03.1090.50
1250 x 900	03.1290.25	03.1290.40	03.1290.50
1500 x 900	03.1590.25	03.1590.40	03.1590.50
2000 x 900	03.2090.25	03.2090.40	03.2090.50
2500 x 900	03.2590.25	03.2590.40	03.2590.50



Beech multiplex worktop with cover
For automotive workshops, paint shops and welding work
- With 1.5 mm thick galvanised steel cover, bolted on as an L-profile

Top thickness (mm)	40	50
Dimensions in mm (WxD)	Item no.	Item no.
810 x 750	A03.81.40	A03.81.50
1000 x 750	A03.10.40	A03.10.50
1250 x 750	A03.125.40	A03.125.50
1500 x 750	A03.15.40	A03.15.50
2000 x 750	A03.20.40	A03.20.50
2500 x 750	A03.25.40	A03.25.50
1000 x 900	A03.1090.40	A03.1090.50
1250 x 900	A03.12590.40	A03.12590.50
1500 x 900	A03.1590.40	A03.1590.50
2000 x 900	A03.2090.40	A03.2090.50
2500 x 900	A03.2590.40	A03.2590.50



Beech multiplex worktop with steel edge

- With recessed 3 mm steel edge, bolted on as an L-profile

Top thickness (mm)	40	50
Dimensions in mm (WxD)	Item no.	Item no.
1000 x 600	K03.1060.40	K03.1060.50
1250 x 600	K03.12560.40	K03.12560.50
1500 x 600	K03.1560.40	K03.1560.50
2000 x 600	K03.2060.40	K03.2060.50
2500 x 600	K03.2560.40	K03.2560.50
810 x 750	K03.81.40	K03.81.50
1000 x 750	K03.10.40	K03.10.50
1250 x 750	K03.125.40	K03.125.50
1500 x 750	K03.15.40	K03.15.50
2000 x 750	K03.20.40	K03.20.50
2500 x 750	K03.25.40	K03.25.50
1000 x 900	K03.1090.40	K03.1090.50
1250 x 900	K03.12590.40	K03.12590.50
1500 x 900	K03.1590.40	K03.1590.50
2000 x 900	K03.2090.40	K03.2090.50
2500 x 900	K03.2590.40	K03.2590.50

NEW



Beech multiplex worktop with cover
For automotive workshops, paint shops and welding work

- With recessed 1.5 mm stainless steel cover, bolted on as an L-profile

Top thickness (mm)	40	50
Dimensions in mm (WxD)	Item no.	Item no.
810 x 750	AE038140	AE038150
1000 x 750	AE031040	AE031050
1250 x 750	AE0312540	AE0312550
1500 x 750	AE031540	AE031550
2000 x 750	AE032040	AE032050
2500 x 750	AE032540	AE032550
1000 x 900	AE03109040	AE03109050
1250 x 900	AE031259040	AE031259050
1500 x 900	AE03159040	AE03159050
2000 x 900	AE03209040	AE03209050
2500 x 900	AE03259040	AE03259050

Worktops

Red beech, solid





Solid red beech worktop

- Strip laminated
- Finger jointed
- Glued wood panel with distinctive grain

Top thickness (mm)	40	50
Dimensions in mm (WxD)	Item no.	Item no.
1000 x 600	03.1060.40RB	03.1060.50RB
1250 x 600	03.1260.40RB	03.1260.50RB
1500 x 600	03.1560.40RB	03.1560.50RB
2000 x 600	03.2060.40RB	03.2060.50RB
2500 x 600	03.2560.40RB	03.2560.50RB
810 x 750	03.81.40RB	03.81.50RB
1000 x 750	03.10.40RB	03.10.50RB
1250 x 750	03.125.40RB	03.125.50RB
1500 x 750	03.15.40RB	03.15.50RB
2000 x 750	03.20.40RB	03.20.50RB
2500 x 750	03.25.40RB	03.25.50RB
1000 x 900	03.1090.40RB	03.1090.50RB
1250 x 900	03.1290.40RB	03.1290.50RB
1500 x 900	03.1590.40RB	03.1590.50RB
2000 x 900	03.2090.40RB	03.2090.50RB
2500 x 900	03.2590.40RB	03.2590.50RB

Workbench top end profiles and rear edge profile





Workbench top end profiles, 3-sided

- Beech multiplex
- Height 120 mm
- Thickness 12 mm

Item no.	Dimensions in mm (WxD)
PA.1060.12	1000 x 600
PA.1260.12	1250 x 600
PA.1560.12	1500 x 600
PA.2060.12	2000 x 600
PA.2560.12	2500 x 600
PA81	810 x 750
PA.1075.12	1000 x 750
PA.1275.12	1250 x 750
PA150	1500 x 750
PA200	2000 x 750
PA250	2500 x 750
PA.1090.12	1000 x 900
PA.1290.12	1250 x 900
PA.1590.12	1500 x 900
PA.2090.12	2000 x 900
PA.2590.12	2500 x 900



Rear edge profile

- Beech multiplex
- Height 120 mm
- Thickness 12 mm

Item no.	Dimensions in mm (width)
RPA81	810
RPA100	1000
RPA120	1200
RPA125	1250
RPA150	1500
RPA200	2000
RPA250	2500

Worktops

MDF worktops, plastic worktops



MDF worktop with 0.7 mm HPL coat | For assembly, shipping and laboratory

- HPL (high pressure laminate), also called "Resopal" is fire retarding as well as shock-, scratch- and abrasion-resistant
- 4-sided, ABS edging
- Heat and light resistant
- Stain-resistant, easy to clean and to desinfect
- Solvent resistant and largely chemical resistant

Top thickness (mm)	30	40	50
Dimensions in mm (WxD)	Item no.	Item no.	Item no.
1000 x 600	H03.1060.30	H03.1060.40	H03.1060.50
1250 x 600	H03.1260.30	H03.1260.40	H03.1260.50
1500 x 600	H03.1560.30	H03.1560.40	H03.1560.50
2000 x 600	H03.2060.30	H03.2060.40	H03.2060.50
2500 x 600	H03.2560.30	H03.2560.40	H03.2560.50
810 x 750	H03.81.30	H03.81.40	H03.81.50
1000 x 750	H03.1075.30	H03.1075.40	H03.1075.50
1200 x 750	H03.12.30	H03.12.40	H03.12.50
1250 x 750	H03.1275.30	H03.125.40	H03.125.50
1500 x 750	H03.15.30	H03.15.40	H03.15.50
2000 x 750	H03.20.30	H03.20.40	H03.20.50
2500 x 750	H03.25.30	H03.25.40	H03.25.50
1000 x 900	H03.1090.30	H03.1090.40	H03.1090.50
1250 x 900	H03.1290.30	H03.1290.40	H03.1290.50
1500 x 900	H03.1590.30	H03.1590.40	H03.1590.50
2000 x 900	H03.2090.30	H03.2090.40	H03.2090.50
2500 x 900	H03.2590.30	H03.2590.40	H03.2590.50



Plastic worktop

- Plastic worktop, pressed polyethylene PE 500
- Surface white
- Highly resistant to wear and abrasion
- Excellent chemical resistance
- Highly impact, cut and scratch-proof
- Low flammability
- Area of application: Assembly and automation technology
- Printing and textile industry, conveyor and storage technology

Top thickness (mm)	20	25	30
Dimensions in mm (WxD)	Item no.	Item no.	Item no.
1500 x 750	KUW03.15.20	KUW03.15.25	KUW03.15.30
2000 x 750	KUW03.20.20	KUW03.20.25	KUW03.20.30



MDF worktop with 2.5 mm Trovidur coat

- With robust, hard-wearing 2.5 mm plastic coat
- 4-sided ABS edging
- Low flammability surface
- Very good electrical insulating properties
- High resistance to acids, lyes and salt solutions
- Areas of application: Chemical tank and plant construction, electrical industry, construction industry

Top thickness (mm)	30	40	50
Dimensions in mm (WxD)	Item no.	Item no.	Item no.
1000 x 600	T03.1060.30	T03.1060.40	T03.1060.50
1250 x 600	T03.1260.30	T03.1260.40	T03.1260.50
1500 x 600	T03.1560.30	T03.1560.40	T03.1560.50
2000 x 600	T03.2060.30	T03.2060.40	T03.2060.50
810 x 750	T03.81.30	T03.81.40	T03.81.50
1000 x 750	T03.10.30	T03.10.40	T03.10.50
1200 x 750	T03.12.30	T03.12.40	T03.12.50
1250 x 750	T03.125.30	T03.125.40	T03.125.50
1500 x 750	T03.15.30	T03.15.40	T03.15.50
2000 x 750	T03.20.30	T03.20.40	T03.20.50
1000 x 900	T03.1090.30	T03.1090.40	T03.1090.50
1250 x 900	T03.1290.30	T03.1290.40	T03.1290.50
1500 x 900	T03.1590.30	T03.1590.40	T03.1590.50
2000 x 900	T03.2090.30	T03.2090.40	T03.2090.50



Plastic worktop

- Worktop made from pressed reclaimed material
- Surface multicoloured/black
- Resistant to lyes and acids
- Area of application: Electroplating, bulk goods industry, food industry, paper industry

Top thickness (mm)	20	25	30
Dimensions in mm (WxD)	Item no.	Item no.	Item no.
1500 x 750	KUS03.15.20	KUS03.15.25	KUS03.15.30
2000 x 750	KUS03.20.20	KUS03.20.25	KUS03.20.30

MDF worktop and top connector





Top-top connector
- With Lamello and two fixing clamps
- For lengths from 2500 mm

Item no.
03.00.32



MDF worktop with 2.5 mm linoleum coat
- 4-sided ABS edging
- Easy to care
- Durable
- Antistatic
- Scratch resistant
- Production, light and environmental influences may lead to colour differences in the coating
- Made from purely natural raw materials, thus linoleum is very environmentally friendly in production, use and disposal
- Areas of application: technical, electrical and chemical works

Top thickness (mm)	30	40	50
Dimensions in mm (WxD)	Item no.	Item no.	Item no.
1000 x 600	L03.1060.30	L03.1060.40	L03.1060.50
1250 x 600	L03.1260.30	L03.1260.40	L03.1260.50
1500 x 600	L03.1560.30	L03.1560.40	L03.1560.50
2000 x 600	L03.2060.30	L03.2060.40	L03.2060.50
2500 x 600	L03.2560.30	L03.2560.40	L03.2560.50
810 x 750	L03.81.30	L03.81.40	L03.81.50
1000 x 750	L03.10.30	L03.10.40	L03.10.50
1200 x 750	L03.12.30	L03.12.40	L03.12.50
1250 x 750	L03.125.30	L03.125.40	L03.125.50
1500 x 750	L03.15.30	L03.15.40	L03.15.50
2000 x 750	L03.20.30	L03.20.40	L03.20.50
2500 x 750	L03.25.30	L03.25.40	L03.25.50
1000 x 900	L03.1090.30	L03.1090.40	L03.1090.50
1250 x 900	L03.1290.30	L03.1290.40	L03.1290.50
1500 x 900	L03.1590.30	L03.1590.40	L03.1590.50
2000 x 900	L03.2090.30	L03.2090.40	L03.2090.50
2500 x 900	L03.2590.30	L03.2590.40	L03.2590.50

Chipboard worktop and ESD conductive worktop







Chipboard worktop with melamine resin coating

- 4-sided, ABS edging
- Chipboard carrier plate with direct coating
- Abrasion-resistant and easy to care for surface

Top thickness (mm)	28
Dimensions in mm (WxD)	Item no.
1000 x 600	07.M1060.28
1250 x 600	07.M12560.28
1500 x 600	07.M1560.28
2000 x 600	07.M2060.28
810 x 750	07.M8175.28
1000 x 750	07.M1075.28
1200 x 750	07.M1275.28
1250 x 750	07.M12575.28
1500 x 750	07.M1575.28
2000 x 750	07.M2075.28
2500 x 750	07.M2575.28
1000 x 900	07.M1090.28
1250 x 900	07.M12590.28
1500 x 900	07.M1590.28
2000 x 900	07.M2090.28

ESD conductive worktop

- Surface made from conductive HPL laminate
- Suitable for all electrostatically sensitive areas
- Surface RAL 7035

ESD

Top thickness (mm)	30
Dimensions in mm (WxD)	Item no.
1000 x 600	07.E1060.30
1250 x 600	07.E12560.30
1500 x 600	07.E1560.30
2000 x 600	07.E2060.30
810 x 750	07.E8175.30
1000 x 750	07.E1075.30
1200 x 750	07.E1275.30
1250 x 750	07.E12575.30
1500 x 750	07.E1575.30
2000 x 750	07.E2075.30
2500 x 750	07.E2575.30
1000 x 900	07.E1090.30
1250 x 900	07.E12590.30
1500 x 900	07.E1590.30
2000 x 900	07.E2090.30

Other



Terms and conditions Page 606

Index with product names Page 608

Index according to item no. Page 614



Terms and Conditions

GENERAL CONDITIONS OF PAYMENT AND DELIVERY OF BEDRUNKA & HIRTH GMBH BRÄUNLINGEN

1. Scope of validity¬

1.1 The following terms and conditions are applicable to all our offers, sales, deliveries and services and shall form part of the contract unless a separate contractual agreement is concluded in writing. They shall not apply if our contract partner is a private individual and does not act in a professional or commercial capacity. They shall also apply to all future business relationships, even if they are not expressly agreed as being applicable to future orders.

1.2 We hereby expressly reject any and all deviating or supplemental General Terms and Conditions of the Buyer. These shall also not apply if the Buyer has based his order or other declaration upon them or has rejected the applicability of our General Terms and Conditions.

2. Offers and conclusion of contract

2.1 Our offers are non-binding and may therefore be revoked by us prior to delivery for acceptance by the customer and for 2 working days thereafter, unless they have been described as binding in writing. An effective contract therefore comes into existence only through our order confirmation or the despatch of the goods.

2.2 Dimensions, weights, illustrations, drawings and other documents belonging to our non-binding offers shall remain our property and are indicative only. They shall become a binding part of the contract only with our express written confirmation.

3. Doubtful creditworthiness

3.1 If, after concluding the contract, we become aware of circumstances that cause us to have doubts about the Buyer's ability to pay, we may make further deliveries contingent upon the Buyer making advance payment for the goods. We can require the Buyer to make advance payment within an appropriate period and withdraw from the contract if the advance payment is not paid on time; the Buyer can furnish us with collateral in the form of a bank guarantee instead of the advance payment. If we have already delivered the goods, the purchase price shall immediately become due for payment in full, regardless of any agreed payment deadlines.

3.2 Reasons for doubting the Buyer's ability to pay include the initiation of insolvency proceedings over the Buyer's assets or the failure to make payments to us or third parties on time.

4. Prices

4.1 All prices are net, ex works, without packaging, unless agreed otherwise. The prices applicable on the day of delivery shall always apply. In the case of fixed-price arrangements, we are also entitled to bill proportionately for any increase in the price of materials, salary increases and the like. The prevailing rate of statutory VAT shall be added to all prices.

4.2 Unless agreed otherwise in the offer or order confirmation, packaging shall be charged for separately.

4.3 Shipping / transfer of risk

All risks shall transfer to the Buyer upon handover to the haulier and not later than when the goods leave the factory or warehouse. We are at liberty to choose the shipping method.

4.4 Goods reported as available for despatch on the agreed date must be collected without delay, failing which, we are entitled to store the goods at our own discretion at the Buyer's expense and risk and to charge for them as delivered ex works or ex warehouse. The same shall apply if shipping cannot take place due to traffic stoppages or other circumstances beyond our control.

4.5 Statutory value added tax is not included in our prices and the rate applicable on the billing date shall be indicated separately on the invoice.

4.6 If a delivery within the internal market of the EC was treated as tax-free within the scope of the intra-community supply of goods, even though the prerequisites for this were not met, the delivery shall nevertheless be deemed tax-free if the utilisation of the tax exemption is based on the incorrect information provided by the Buyer and we were unable to identify the incorrect nature of this information, even with the due care of a prudent merchant. In this case, the Buyer shall owe the unpaid tax.

4.7 If more than 4 months pass between the date on which the contract is concluded and the date of delivery, without this being due to a delay in delivery for which Bedrunka+Hirth is responsible, and if our applicable price list has changed during this time, we may demand the list price applicable on the date of delivery instead of the agreed purchase price. We will send the Buyer an appropriately amended order confirmation prior to delivery. In this case, the Buyer may withdraw from its order in respect of the goods for which the price has been increased. The Buyer must declare its intention to withdraw by not later than on the fifth day after receiving the amended order confirmation. This declaration may be sent by fax or email.

5. Delivery time

5.1 All indicated delivery dates are non-binding and are agreed as indicative only, unless we have expressly described them as binding. For non-binding delivery dates, a delivery within 14 days of the indicated delivery date shall in any event still be deemed to be a timely delivery.

5.2 If we are unable to adhere to an expressly agreed deadline or fall behind for other reasons for which we are responsible, the Buyer shall grant us an appropriate grace period. If this grace period expires without success, the Buyer shall be entitled to withdraw from the contract.

5.3 If performance becomes temporarily impossible or considerably more difficult for us, whether in full or in part, due to force majeure or for other extraordinary circumstances beyond our control, the agreed delivery time shall be extended by the duration of the obstacle to performance. The same applies to a deadline for the rendering of service set by the law or by the Buyer, in particular for grace periods set in the event of default.

5.4 Prior to the expiry of the delivery time or the performance deadline extended in accordance with para. 3, the Buyer shall not be entitled to withdraw nor to receive compensation. If the obstacle to performance lasts longer than 3 months, both the Buyer and we shall be entitled to withdraw from the contract if the contract has not yet been executed. If the Buyer is entitled to withdraw from the contract in accordance with the contract or the law (e.g. due to a lack of interest) without setting a grace period, this right shall remain unaffected.

5.5 In the event of a delay in delivery that is not based on intent or gross negligence, claims for compensation of all kinds shall be precluded.

6. Shipping and transport risk

6.1 Delivery shall be ex warehouse, which is also the place of performance for the delivery and any supplementary performance. Upon demand from the cus-tomer and at the customer's cost, the goods shall be sent to a different destination (sales shipment). Unless agreed otherwise, we reserve the right to determine the type of shipment (in particular the transport company, dispatch route, pack-aging).

6.2 The risk of accidental destruction and accidental deterioration of the goods shall transfer to the customer upon transfer of the goods at the latest. For mailorder purchases, however, risk of inadvertent destruction and inadvertent deterioration of the goods and the risk of delay shall transfer to the customer upon delivery of the goods to the haulier, freight carrier or other persons or organisations charged with transporting the goods. Insofar as acceptance is agreed, this shall be decisive for the transfer of risk. Moreover, the statutory provisions of the work and services contract law shall apply correspondingly to the agreed acceptance. Transfer or acceptance also applies if the customer is late accepting the goods.

6.3 If the customer is late accepting the goods, if they omit a duty of cooperation or if our delivery is delayed for other reasons attributable to the customer, we reserve the right to demand compensation for resulting damages, including additional costs (e.g. storage costs).

6.4 Unless otherwise expressly agreed in writing, we are authorised to make partial deliveries to a reasonable extent.

6.5 We will charge EUR 7.50 for each notification of delivery requested by the customer that is made by telephone, fax or email

7. Terms of payment

7.1 Our invoices are payable within 10 days from the invoice date with a 2% discount or within 30 days in full.

7.2 The Buyer shall be in default, without any warning by ourselves, if it does not pay the purchase price within 30 days of becoming due and receipt of the invoice or an equivalent demand for payment.

7.3 If the Buyer is late making a payment, all of its payment obligations arising from the business relationship with us shall immediately become due. In this case, we are entitled to demand interest in the legally established amount with effect from the relevant moment. The Vendor reserves the right to provide proof of further damage.

7.4 The Buyer is entitled to set-off, even if complaints or counterclaims are asserted, only if the counterclaims have been legally established, acknowledged by the Vendor or are not in dispute. The Buyer is authorised to exercise its right of retention if its counterclaim is based on the same purchase agreement.

8. Liability

8.1 Information about the properties of goods, as well as references to technical standards in catalogues or other advertising media and our price lists, are for descriptive purposes only and do not form the basis for any guarantee of quality without explicit reference in the order confirmation or in the contract.

8.2 We are not obliged to provide any warranty if the Buyer has not immediately complained about an apparent fault in writing. In the case of hidden faults, which could not be discovered even with careful execution of the obligations of the customer pursuant to Art. 377 German Commercial Code, the complaint shall be raised immediately after the fault has been found. If the product has a fault for which we are responsible and the Buyer complains about it promptly in writing, we will undertake to rectify the fault - to the exclusion of the right of the Buyer to withdraw from the contract or to reduce the purchase price - unless we are entitled to refuse rectification on the basis of a statutory regulation. For each individual fault, the Buyer shall grant us an appropriate period of time in which to effect rectification.

8.3 Rectification can take the form of the elimination of the fault or the delivery of a new product, at the Buyer's option. We are entitled to reject the method of rectification chosen by the Buyer if it is associated with disproportionately high costs. During rectification, a reduction in the purchase price or withdrawal from the contract by the Buyer are precluded. Rectification is deemed to have failed after the second unsuccessful attempt. If rectification has failed or the Vendor has rejected the rectification overall, the Buyer can demand a lowering of the purchase price (reduction) or declare its withdrawal from the contract, at its option.

8.4 The Buyer can only bring claims to compensation under the following conditions because of the fault if the rectification failed or we refused to carry out rectification. The right of the Buyer to bring further claims for compensation under the following conditions remains unaffected.

8.5 In accordance with statutory provisions, we are liable without restriction for intentional or grossly negligent breaches of duty as well as for damage caused by an injury to life, limb or health. Moreover, we shall only be liable if the breached contractual obligation is of material importance for achieving the purpose of the contract and only up to the amount of the typically foreseeable loss.

8.6 The limitation of liability in accordance with para. 5 applies accordingly to other than contractual claims for compensation, in particular claims arising from tortious liability, with the exception of claims in accordance with the German Product Liability Act. It further also applies to the benefit of our executives, employees, workers, representatives and vicarious agents.

8.7 If we have issued a guarantee or quality and/or shelf life in respect of the goods or parts thereof, we shall also be liable within the scope of this guarantee. However, we shall only be liable for damage that is based on the absence of the guaranteed quality or shelf life but does not occur directly on the goods, if the risk of such damage is apparent from the guarantee of quality and shelf life.

8.8 Any further liability is precluded without consideration of the legal nature of the claim brought. Insofar as the Vendor's liability is precluded or limited, this also applies to the personal liability of his executives, employees, workers, representatives and vicarious agents.

8.9 All claims for defects expire 24 months after the transfer or risk, unless any longer periods are mandatorily prescribed pursuant to Articles 438 I (2), 479 I and 634a I (2) German Federal Civil Code.

9. Retention of title

9.1 We shall retain possession of the goods (goods subject to retention of title) until all payments due under the purchase agreement have been received. The delivered goods shall pass into the possession of the Buyer only when the Buyer has fulfilled all of its liabilities under the business relationship, including subsidiary claims, claims for compensation and redemptions of cheques and bills of exchange. In the case of the cheque/bills of exchange procedure, the retention of title in all of its forms listed here shall expire not with the payment by cheque but only with the redemption of the bill of exchange.

9.2 The Buyer shall notify us in writing without delay of all third-party interventions, in particular of enforcement measures and other impairments of its property. The Buyer shall make good all damage and costs we incur, which arise through a breach of this obligation and through necessary measures to protect against third-party interventions.

9.3 If the Buyer does not comply with its obligation to make payment, despite our reminder, we can, without prior notice, demand that the Buyer release the goods that are still in its possession and subject to the retention of title. The Buyer shall bear the transport costs associated with this. The attachment of the matter subject to the retention of title by us always includes a withdrawal from the contract. We are entitled to dispose of the goods subject to the retention of title following their retention. The proceeds of disposal shall be offset against our outstanding claims.

10. Place of fulfilment

The place of fulfilment for payments is Bräunlingen, for our deliveries of goods the place of shipping.

11. Data processing

The Buyer agrees that we may process the data about the Buyer received in connection with the business relationship in accordance with the Federal Data Protection Act for the fulfilment of our business purposes, in particular to store them or transmit them to a credit reference agency, where this is done within the scope of the identified purpose of the contract or required for the preservation of our legitimate interests, and there is no reason to assume that the legitimate interests of the Buyer outweigh the preclusion of the processing of these data, in particular their transmission.

12. Severability clause

Amendments or additions to the contract or these General Terms and Conditions must be made in writing in order to obtain effectiveness. Should a provision of these General Conditions of Delivery and Payment be or become ineffective or unenforceable, this shall not affect the effectiveness of the remaining General Conditions of Delivery and Payment.

13. Jurisdiction and applicable law

13.1 The contractual relationship between the Buyer and ourselves is governed exclusively by the law of the Federal Republic of Germany, even if the Buyer has its place of residence or business abroad. Application of the Uniform Law on the International Purchase of Goods and the Uniform Law on the Formation of Contracts for the International Sale of Goods is precluded.

13.2 The Buyer is not authorised to cede claims arising from the purchase agreement without the permission of the Vendor.

13.3 If the Buyer is a merchant legal entity under public law or a special fund under public law, the place of jurisdiction for both parties - including for complaints regarding cheques and bills of exchange - is Donaueschingen, Germany. We are, however, also entitled to sue the Buyer at its general place of jurisdiction.

Index with product names

Product name	Page
4-foot	342 - 354, 386 - 391, 425, 427
4-foot table	342 - 349
6-corner group workplace	246
8-corner group workplace	247

A

Add-on frame	
- 4-foot	344, 348 - 349
- A-foot	362, 371, 373
- C-foot	340 - 341
A-foot	361 - 377
After sales service	29
Allen key box	133, 313
Anti-fatigue mat	430
Aqurado	132 - 133, 312 - 313
Arbeits-Montage-Gestell (AMG)	503
Armrest	285, 442 - 443
Assembly	27
Automation	572 - 581

B

Bag holder	295, 397
Base frame	
- 4-foot	56 - 57, 343
- A-foot	57, 361
- C-foot	56 - 57, 335
- L-foot	56, 317
Basic frame	
- 4-foot	346
- A-foot	362, 370, 372
- C-foot	338
BeCode Air lock	131
Bench	560
Bin drawer	123
Bit holder	290
Bottle holder	294, 397, 513
Box workbench	198 - 231
Bracket for MRS®	161
Brake glider	415
Brochure holder	295, 471

C

Cabinet	
- cabinet with glazed doors	533
- environment protection cabinet	531
- fireproof cabinet	531
- heavy-duty cabinet	532
- hinged door cabinet	184 - 186, 502, 522, 530, 533
- multifunction cabinet	524 - 525
- open fronted storage bin cabinet	526 - 529
- sliding door cabinet	533 - 535
Cable duct	263
Cable holder	291
Calliper gauge box	133, 313
Can holder	294, 455, 459, 471
Cantilever shelving	552 - 553
Carriage for superstructure stand	397
Caster types	448 - 449
Catalogues	30 - 31
Centre compartment rail	86, 120
Certificates	29
Certification	29
C-foot	335 - 341, 381 - 385, 424, 426
C-foot table	334 - 341
Chair	440 - 443, 538 - 545
Checklists	48 - 49
Chip	130
Circuit breaker	265
Clamp fixing	335, 343, 361
Climbing aid	441
CNC	
- accessories	172 - 177
- box workbench	179
- drawer	99, 156 - 157, 534
- drawer cabinet	178, 182
- hinged door cabinet	184 - 186
- inline workbench	178 - 179
- mobile workbench	181
- modular system	170 - 171
- roller shutter cabinet	183
- RotaRex®	188 - 189
- tall magazine cabinet	183
- transport trolley	191 - 193
- trolley	191 - 193
- workshop trolley	190
- workstation	180
CNC drawer frame	156 - 157, 175, 181
CNC rotating frame	189
CNC suspension	161
CNC table mounted frame	174
CNC tool holder carrier	156 - 157, 176 -177, 181
CNC tool holder frame	187
CNC tool holding shelf	193
CNC tool inserts	172 - 173
Coffee stand	488
Colours	36 - 37
Combination holder	290
Compartment lockers	565 - 567
Compressed air	243, 264, 297
Computer cabinet	489 - 490
Computer trolley	491 - 495

Product name	Page
Configurator	10
Consulting	22 - 23, 29, 32 - 33
Container carrier	270, 496
Container strip	296, 498
Corner cabinet	244
Corner panel	330 - 331, 356 - 357
Corner panel support	326
Corner shelving	549
Corporate principles	12 - 13
Coupling	297
Coupling socket	297
Cover panel labelling	39
Cover plate	89, 123, 468 - 470, 472, 476
C-rail	415
Crank adjustment	335, 343, 361, 393, 406
Cross-member	326
Cross-member MRS®	161
Customized branding	39
Cutting stand	410
Cutting tool	136, 460

D

Depositing box	294, 397, 471, 477
Desk attachment	502
Diagonal cross-brace MRS®	147
Display cabinet	522
Divider	87, 121
Divider for perforated shelves	409
Divider material	
- for maxmobile 1	132 - 137, 455, 460 - 461
- for maxmobile 2	132 - 137, 459, 462 - 463
- for T500 R 12-16	132 - 135
- for T500 R 18-16	73, 86 - 87, 132 - 135
- for T500 R 24-16	79, 86 - 87, 132 - 137
- for T500 R 36-16	85 - 87, 132 - 135
- for T736 R 18-24	97, 120 - 121, 124 - 127, 132 - 137
- for T736 R 24-24	105, 120 - 121, 124 - 127, 132 - 137
- for T736 R 36-24	113, 120 - 121, 124 - 127, 132 - 137
- for T736 R 48-24	119 - 121, 124 - 127, 132 - 137
Divider MRS®	149
Document holder	267, 377, 396, 455, 459
Document rack	547
Drawer	
- CNC drawer	156 - 157
- for drawer cabinet/workbench/MRS®	69, 75, 84, 93, 99, 107, 115
- for hinged door cabinet	184, 187
- for maxmobile	454, 458
- for roller shutter cabinet	183
Drawer cabinet	
- accessories	128 - 137
- CNC	178, 182
- mobile drawer cabinets	466 - 477
- T500	66 - 89
- T736	90 - 127
Drill / hex key holder	290, 471

E

Earth leakage circuit breaker	265
Earthing box	429
Earthing cable	429
Earthing module	429
Earthing terminal strip	429
Electrode	421 - 422
Electronic lock	131
Emergency stop	243, 265
End stop for roller conveyor	582, 586, 589, 593
Energy attachment for group workplace	246 - 247
Energy block	242
Energy duct	262 - 265
Energy duct mounting	264
Environment protection cabinet	531
Equipment rail	259, 415
Ergonomics	44 - 57
ESD	
- accessories	429 - 438
- chair	440 - 443
- measuring and test instrument	422
- parts trolley	439
- shelving	444 - 445
- workplace	424 - 428
Euro storage bins	298, 497
Expander caster	344, 449

F

Field service	22 - 23
Film inscription	39
Fire brigade cabinet	569
Fireproof cabinet	531
Fixed caster	448 - 449
Flex-Box	306 - 308, 513
Floor anchoring	147
Folder holder	269, 295
Foot switch	385
Footrest	303, 374, 441, 543
Frame attachment	285
Freedom of movement	52 - 53

G

Grid subdivision	58 - 59
Group workplace	246 - 247

Index with product names

Product name	Page
Guarantee	28, 40
Guide bracket for workline	363
Guide rail for worline	363

H

Half shelf	160 - 161
Hanging base cabinets for workbenches	309 - 311
Hanging drawer	309
Hanging drawer block workergo	354 - 355
Hanging drawer block workline	375
Hanging drawer block workraster	327
Hanging folder frame	523 - 524
Heavy load table	8, 378 - 399
Heavy-duty cabinet	532
Height adjustment	
- clamp fixing	335, 343, 361
- crank adjustment	335, 343, 361, 393, 406
- electric height adjustment	335, 343, 361, 381, 387, 393, 406
- grid adjustment	231, 317
- retrofit kit	372
Height-adjustable heavy load table	384, 392 - 395, 399
Height-adjustable workbenches	236 - 237
Hex key holder	290, 471
Hinged door	
- for drawer cabinets	88, 122
- for maxmobile	454, 458
- for mobile drawer cabinets	472 - 473
- for mobile workbenches	480 - 486
- for MRS®	163
- for workbenches	200 - 228
Hinged door cabinet	184 - 186, 502, 522, 530, 533
Hinged flap	244
Hooks	289 - 296
Hose holder	293
hydline	392 - 397

I

Impact protection	551
Inclined hook	289
Inclined support for bins	268
Individual solutions	32 - 39, 42 - 43
Industry 4.0	7, 10, 16 - 19, 573
Info bag	269
Info board	300
Infopoint	512
Inline workbench	232 - 243
Insertable labelling strip	86, 120
Installation contactor	265
Intersecting bridge	326

Product name	Page

K

Keyboard tray	303, 309
Kubik	510 - 512

L

Label pouch	508
Laptop tray	455, 459
Laser cutting	39
LED workplace lamp	272 - 281
Level compensation plate	147
L-foot	56, 317
Lift / lower chassis	231
Lift for vice	286 - 287
Lift truck base	89, 123
Lighting	50 - 51
Locking systems	128 - 131

M

Machine holder	289, 477
Magnetic board	261
Magnetic frame	301
Magnetic holder	289
Magnets	289
Magnifier lamp	280 - 281
Manual switch with memory	385
Market segments	15
Materials trolley	412
Maxirack	510
maxmobile	450 - 459
maxmobile - drawer tool set	460 - 463
MDF tool plates	124 - 127
Media stand	488
Mesh-sided trolley	509
Metal divider	
- metal divider set	73, 79, 85, 97, 105, 113, 119, 153, 155
- single metal divider	86, 120
Milling tool holder	120
Minirack	510
Mirror	511
Mobile	
- cabinet drawer	466 - 477
- CNC workbench	181
- computer, measuring and testing stations	488 - 495
- other mobile units	502 - 513
- workbench	478 - 487
- workergo	518
- workline	519
- workraster	514 - 517
- workshop trolley	473

Product name	Page
Mobile addition	89, 123
Mobile logistics systems	446 - 519
Mobile magazine	498 - 499
Mobile office	490
Monitor attachment housing	489, 491, 493 - 495
Monitor bracket	267, 296, 377
Mounting beam for packing table	404, 407
Mounting block	177
Mounting brackets	177, 181
Mouse tray	493, 495
MRS® - Modular shelving system	138 - 167
Multi-board setup	248 - 270
Multifunction cabinet	524 - 525
Multimedia box	133, 313
Multi-purpose cabinet	568
Multi-purpose shelving	546
Multi-trolley	193, 439, 496 - 497, 501

N

New building	11
Non-slip mat	88, 122, 284

O

Object consulting	32 - 35
Open fronted storage bin	270, 299, 435, 499, 525
Open fronted storage bin cabinet	526 - 529
Open-ended/ring spanners box	133, 313
Overhead frame	259
Overview of pictograms	40 - 41

P

Packing table	404 - 409
Pallet shelving	551
Panel for maxmobile	455, 459
Parallel vice	286
Partition wall MRS®	147
Parts trolley	426, 439, 496 - 501
PC support	253, 369
pCon drawing program	35
Pen holder/Pencil cup	295
Perforated side wall	303, 455, 459
Perforated wall	160, 261, 288
Perforated wall setup	455, 459
Pin code	130
Pivot arm	266 - 268, 377, 396
Pivot arm bracket	266
Planning	12 - 13, 32 - 35
Plastic worktop	600 - 601
Pliers holder	160, 289
powerline	8, 57
Printer pull-out	407
Production	26
Pull-out shelf for hinged door cabinet	187
Push handle	89, 123
Push-in connector for compressed air	297
Push-through protection	551

R

Rack divider	511
Range of products	14
Rear edge profile	599
Rear wall MRS®	146
Retailers	12 - 13, 32
RFID	130 - 131
Ribbed rubber mat	88, 122
Ring spanner holder	290
Roll holder	293, 397, 513
Roller ball table	362
Roller base	502
Roller conveyor	582 - 593
Roller shutter cabinet	182 - 183, 188, 269, 488
Roller with snap hook	415
Roll-off edge	89, 123, 294, 469 - 470, 472, 476
RotaRex®	9, 188 - 189
Rotary plate	285 - 287, 426
Round holder	160, 289, 477

S

Saw holder	291
Scale	411
Screen printing	39
Screwdriver box	133, 313
Screwdriver holder	290
Seated workstation	46
Service	26 - 27, 29
Service hotline	29
Shelf	
- for drawer cabinets	89, 123
- for hinged and sliding door cabinets	187, 523 - 524, 529 - 530, 534 - 535
- for mobile workbenches	480, 482 - 484, 486
- for MRS®	149, 160 - 161
- for multi-board setup	261, 267, 270
- for packing table	409
- for parts trolley	496 - 497
- for shelving	444, 445
- for wall-mounted hanging cabinets	302
- for workbenches	200 - 228, 230, 236 - 240
- for workergo	352

Index with product names

Product name	Page
- for workline	369, 377
Shelf bracket for roller shutter cabinet and CNC-frame	182
Shelf, 3rd level	285, 374
Shelving	546 - 557
Shelving divider	510
Showroom	24 - 25
Side cover panel	455, 459
Side end wall MRS®	147
Side flap	458
Side panel	149
Side table	404
Sieve bottom for skips	505
Sit-stand stool	441
Skips	504 - 505
Sliding door cabinet	533 - 535
Small parts boxes	
- single small parts boxes	135
- small parts boxes set	73, 79, 85, 97, 105, 113, 119, 153, 155, 455, 459, 485
Small roller conveyor	329, 362, 555 - 556, 583
Socket holder	290
Socket key box	133, 313
Socket panel	243, 265, 385, 396
Soft close	94 - 118
Sorting rack	301
Spacer bar for plastic subdivision	134 - 135
Spanner holder	290
Spare parts	129 - 131, 134 - 135
Spatial planning	32 - 35
Spiral cable	429
Spiral hose	297
Spiral vending machine	10
Spool holder	290
Spring balancer	269, 397
Stacking containers	298 - 299
Stacking stool	539
Stand	376, 396
Standard colours	37
Standing aid	543 - 544
Standing workstation	47
Steering caster	448 - 449
Stool	441, 538 - 539, 545
Stop	327, 363
Storage bin	298 - 299
Storage rack	161
Storage shelf	294
Storage trolley	409
Strain relief	269
Superstructure stand	376, 396
Support column	258
Support foot	326
Support frame MRS®	146
Support rail for open fronted storage bins	454, 513, 525
Support tray	455, 459
Support tray set with cylinder lock for drawer MRS®	151, 158
Swing door	244
Swivel stool	545

T

T500	
- drawer cabinet	66 - 85
- individual equipment	86-89
- mobile	466 - 473, 480 - 481
T736	
- drawer cabinet	90-119
- individual equipment	120 - 127
- mobile	474 - 477, 486 - 487
Table scale	411
Table trolley	506 - 507
Tablet stand	271
Tabletop for Kubik	511
Terms and conditions	606 - 607
Textured mat	132, 312
Toggle switch	265
Tool Boy	177
Tool clamp	160, 291, 477
Tool holder	160, 289 - 292
Tool holder box	291
Top connector	602
Transport trolley	190 - 193
Tray for transport trolleys	508
Trolleys	439, 473, 491 - 502, 506 - 509
Trough dividers	134
Trough plates	
- single trough plates	134
- trough plates set	73, 79, 85, 97, 105, 113, 119, 153, 155
TSM®	7, 10, 16 - 17, 20 - 21
Tube holder	290 - 291
TÜV	29
Twist drill box	133, 313

U

Universal accessories	285, 303
Universal lamp	280 - 281
Universal shelf MRS®	149
Unwind stand	410

V

Vertical pull-out	158 - 159
Vice	286 - 287

Product name	Page
W	
Wall ending	144
Wall-mounted hanging cabinet	302
Wardrobe locker	561 - 569
Wardrobe rail	511
Waste bag holder for perforated wall	293
Waste bin	455, 459
Wide-span shelving rack	550
Wooden grating	305
Work chair	540 - 545
Work stool	538
workalu	412 - 415
Workbench	
- 6-corner/8-corner	246 - 247
- accessories	282 - 313
- box workbench	198 - 231
- CNC	178 - 179
- inline workbench	232 - 243
- mobile workbench	478 - 487
Workbench bracket	288
Workbench covering	284
Workbench top	325, 329 - 331, 347, 356 - 357, 367, 375, 383, 389, 595, 599
Workbench top end profiles	599
workergo	56, 332 - 357
workergo ESD	424 - 427
workergo - mobile unit	518
workline	57, 358 - 377
workline ESD	428
workline - mobile unit	519
Workpiece carrier	326
Workpiece carrier rail	363
Workplace 4.0	8, 16 - 19, 572 - 581
Workplace at a glance	54 - 55
Workplace lamp	272 - 281
Workplace mat	304
Workplace systems	314 - 415
workraster	56, 314 - 331
workraster ESD	427
workraster - mobile unit	514 - 517
Workshop trolley	473, 447 - 502
Worktop	
- beech multiplex	234 - 236, 246 - 247, 325, 329, 331, 339, 347, 375, 383, 389, 596 - 597
- chipboard worktop with melamine resin coating	325, 329, 331, 339, 347, 375, 383, 389, 603
- ESD conductive	325, 329, 331, 375, 424 - 425, 603
- MDF worktop	325, 329, 331, 383, 389, 600 - 602
- plastic worktop	600 - 601
- red beech	383, 389, 598
- with steel edge/cover	596 - 597

Product name	Page
Worktop cover	284
Wrist strap	429
Writing tablet	508
Z	
Zinc panel cover	508

Index according to item no.

Item no.	Page
A03.10.40	596
A03.10.50	596
A03.1090.40	596
A03.1090.50	596
A03.125.40	596
A03.125.50	596
A03.12590.40	596
A03.12590.50	596
A03.15.40	596
A03.15.50	596
A03.1590.40	596
A03.1590.50	596
A03.20.40	596
A03.20.50	596
A03.2090.40	596
A03.2090.50	596
A03.25.40	596
A03.25.50	596
A03.2590.40	596
A03.2590.50	596
A03.81.40	596
A03.81.50	596
AA052R00300	583
AA052R00400	583
AA052R00500	583
AA052R00600	583
AA052R30036	582
AA052R30050	582
AA052R30064	582
AA052R30078	582
AA052R40036	582
AA052R40050	582
AA052R40064	582
AA052R40078	582
AA052R50036	582
AA052R50050	582
AA052R50064	582
AA052R50078	582
AA052R60036	582
AA052R60050	582
AA052R60064	582
AA052R60078	582
AA121R10201	585
AA121R10301	585
AA121R10401	585
AA121R10501	585
AA121R15201	585
AA121R15301	585
AA121R15401	585
AA121R15501	585
AA121R20201	585
AA121R20301	585
AA121R20401	585
AA121R20501	585
AA121R30201	585
AA121R30301	585
AA121R30401	585
AA121R30501	585
AA122R10201	584
AA122R10301	584
AA122R10401	584
AA122R10501	584
AA122R15201	584
AA122R15301	584
AA122R15401	584
AA122R15501	584
AA122R20201	584
AA122R20301	584
AA122R20401	584
AA122R20501	584
AA122R30201	584
AA122R30301	584
AA122R30401	584
AA122R30501	584
AA131R10201	585
AA131R10301	585
AA131R10401	585
AA131R10501	585
AA131R15201	585
AA131R15301	585
AA131R15401	585
AA131R15501	585
AA131R20201	585
AA131R20301	585
AA131R20401	585
AA131R20501	585
AA131R30201	585
AA131R30301	585
AA131R30401	585
AA131R30501	585
AA132R10201	584
AA132R10301	584
AA132R10401	584
AA132R10501	584
AA132R15201	584
AA132R15301	584
AA132R15401	584
AA132R15501	584
AA132R20201	584
AA132R20301	584
AA132R20401	584
AA132R20501	584
AA132R30201	584
AA132R30301	584
AA132R30401	584
AA132R30501	584
AA151R10301	588
AA151R10302	588
AA151R10303	588
AA151R10401	588
AA151R10402	588
AA151R10403	588
AA151R10501	588
AA151R10502	588
AA151R10503	588
AA151R10601	588
AA151R10602	588
AA151R10603	588
AA151R15301	588
AA151R15302	588
AA151R15303	588
AA151R15401	588
AA151R15402	588
AA151R15403	588
AA151R15501	588
AA151R15502	588
AA151R15503	588
AA151R15601	588
AA151R15602	588
AA151R15603	588
AA151R20301	588
AA151R20302	588
AA151R20303	588
AA151R20401	588
AA151R20402	588
AA151R20403	588
AA151R20501	588
AA151R20502	588
AA151R20503	588
AA151R20601	588
AA151R20602	588
AA151R20603	588
AA151R30301	588
AA151R30302	588
AA151R30303	588
AA151R30401	588
AA151R30402	588
AA151R30403	588
AA151R30501	588
AA151R30502	588
AA151R30503	588
AA151R30601	588
AA151R30602	588
AA151R30603	588
AA152R10301	587
AA152R10302	587
AA152R10303	587
AA152R10401	587
AA152R10402	587
AA152R10403	587
AA152R10501	587
AA152R10502	587
AA152R10503	587
AA152R10601	587
AA152R10602	587
AA152R10603	587
AA152R15301	587
AA152R15302	587
AA152R15303	587
AA152R15401	587
AA152R15402	587
AA152R15403	587
AA152R15501	587
AA152R15502	587
AA152R15503	587
AA152R15601	587
AA152R15602	587
AA152R15603	587
AA152R20301	587
AA152R20302	587
AA152R20303	587
AA152R20401	587
AA152R20402	587
AA152R20403	587
AA152R20501	587
AA152R20502	587
AA152R20503	587
AA152R20601	587
AA152R20602	587
AA152R20603	587
AA152R30301	587
AA152R30302	587
AA152R30303	587
AA152R30401	587
AA152R30402	587
AA152R30403	587
AA152R30501	587
AA152R30502	587
AA152R30503	587
AA152R30601	587
AA152R30602	587
AA152R30603	587
AA251R10102	590
AA251R10103	590
AA251R10104	590
AA251R10402	590
AA251R10403	590
AA251R10404	590

Item no.	Page
AA251R10502	590
AA251R10503	590
AA251R10504	590
AA251R10602	590
AA251R10603	590
AA251R10604	590
AA251R10702	590
AA251R10703	590
AA251R10704	590
AA251R10802	590
AA251R10803	590
AA251R10804	590
AA251R10902	590
AA251R10903	590
AA251R10904	590
AA251R15102	590
AA251R15103	590
AA251R15104	590
AA251R15402	590
AA251R15403	590
AA251R15404	590
AA251R15502	590
AA251R15503	590
AA251R15504	590
AA251R15602	590
AA251R15603	590
AA251R15604	590
AA251R15702	590
AA251R15703	590
AA251R15704	590
AA251R15802	590
AA251R15803	590
AA251R15804	590
AA251R15902	590
AA251R15903	590
AA251R15904	590
AA251R20102	591
AA251R20103	591
AA251R20104	591
AA251R20402	591
AA251R20403	591
AA251R20404	591
AA251R20502	591
AA251R20503	591
AA251R20504	591
AA251R20602	591
AA251R20603	591
AA251R20604	591
AA251R20702	591
AA251R20703	591
AA251R20704	591
AA251R20802	591
AA251R20803	591
AA251R20804	591
AA251R20902	591
AA251R20903	591
AA251R20904	591
AA251R30102	591
AA251R30103	591
AA251R30104	591
AA251R30402	591
AA251R30403	591
AA251R30404	591
AA251R30502	591
AA251R30503	591
AA251R30504	591
AA251R30602	591
AA251R30603	591
AA251R30604	591

Item no.	Page
AA251R30702	591
AA251R30703	591
AA251R30704	591
AA251R30802	591
AA251R30803	591
AA251R30804	591
AA251R30902	591
AA251R30903	591
AA251R30904	591
AB048R00300	583
AB048R00400	583
AB048R00500	583
AB048R00600	583
AB048R30036	583
AB048R30050	583
AB048R30064	583
AB048R30078	583
AB048R40036	583
AB048R40050	583
AB048R40064	583
AB048R40078	583
AB048R50036	583
AB048R50050	583
AB048R50064	583
AB048R50078	583
AB048R60036	583
AB048R60050	583
AB048R60064	583
AB048R60078	583
AE031040	597
AE031050	597
AE03109040	597
AE03109050	597
AE0312540	597
AE0312550	597
AE031259040	597
AE031259050	597
AE031540	597
AE031550	597
AE03159040	597
AE03159050	597
AE032040	597
AE032050	597
AE03209040	597
AE03209050	597
AE032540	597
AE032550	597
AE03259040	597
AE03259050	597
AE038140	597
AE038150	597
AFS	385
AHSM	385
BE1.6060G25	356
BE1.6060K25	356
BE1.6075G25	356
BE1.6075K25	356
BE1.6090G25	356
BE1.6090K25	356
BE1.7560G25	356
BE1.7560K25	356
BE1.7575G25	356
BE1.7575K25	356
BE1.7590G25	356
BE1.7590K25	356
BE1.9060G25	356
BE1.9060K25	356
BE1.9075G25	356
BE1.9075K25	356

Item no.	Page
BE1.9090G25	356
BE1.9090K25	356
BE2.6060G25	357
BE2.6060K25	357
BE2.6075G25	357
BE2.6075K25	357
BE2.6090G25	357
BE2.6090K25	357
BE2.7560G25	357
BE2.7560K25	357
BE2.7575G25	357
BE2.7575K25	357
BE2.7590G25	357
BE2.7590K25	357
BE2.9060G25	357
BE2.9060K25	357
BE2.9075G25	357
BE2.9075K25	357
BE2.9090G25	357
BE2.9090K25	357
C100E160G	339
C100E175G	339
C100E260G	339
C100E275G	339
C100GE60AL	340
C100GE60AR	341
C100GE75AL	340
C100GE75AR	341
C100KL60AL	340
C100KL60AR	341
C100KL60G	338
C100KL75AL	340
C100KL75AR	341
C100KL75G	338
C100KU60G	338
C100KU75G	338
C125E160G	339
C125E175G	339
C125E260G	339
C125E275G	339
C125GE60AL	340
C125GE60AR	341
C125GE75AL	340
C125GE75AR	341
C125KL60AL	340
C125KL60AR	341
C125KL60G	338
C125KL75AL	340
C125KL75AR	341
C125KL75G	338
C125KU60G	338
C125KU75G	338
C150E160G	339
C150E175G	339
C150E260G	339
C150E275G	339
C150GE60AL	340
C150GE60AR	341
C150GE75AL	340
C150GE75AR	341
C150KL60AL	340
C150KL60AR	341
C150KL60G	338
C150KL75AL	340
C150KL75AR	341
C150KL75G	338
C150KU60G	338
C150KU75G	338
C200E160G	339

Index according to item no.

Item no.	Page
C200E175G	339
C200E260G	339
C200E275G	339
C200GE60AL	340
C200GE60AR	341
C200GE75AL	340
C200GE75AR	341
C200KL60AL	340
C200KL60AR	341
C200KL60G	338
C200KL75AL	340
C200KL75AR	341
C200KL75G	338
C200KU60G	338
C200KU75G	338
CE121R90201	585
CE121R90301	585
CE121R90401	585
CE121R90501	585
CE122R90201	584
CE122R90301	584
CE122R90401	584
CE122R90501	584
CE131R90201	585
CE131R90301	585
CE131R90401	585
CE131R90501	585
CE132R90201	584
CE132R90301	584
CE132R90401	584
CE132R90501	584
CE151R90301	588
CE151R90302	588
CE151R90303	588
CE151R90401	588
CE151R90402	588
CE151R90403	588
CE151R90501	588
CE151R90502	588
CE151R90503	588
CE151R90601	588
CE151R90602	588
CE151R90603	588
CE152R90301	587
CE152R90302	587
CE152R90303	587
CE152R90401	587
CE152R90402	587
CE152R90403	587
CE152R90501	587
CE152R90502	587
CE152R90503	587
CE152R90601	587
CE152R90602	587
CE152R90603	587
CE251R90102	591
CE251R90103	591
CE251R90104	591
CE251R90402	591
CE251R90403	591
CE251R90404	591
CE251R90502	591
CE251R90503	591
CE251R90504	591
CE251R90602	591
CE251R90603	591
CE251R90604	591
CE251R90702	591
CE251R90703	591
CE251R90704	591
CE251R90802	591
CE251R90803	591
CE251R90804	591
CE251R90902	591
CE251R90903	591
CE251R90904	591
CEE32A	265
CF.125.75	382
CF.125.75-1	384
CF.125.75-2	384
CF.125.75BM	382
CF.150.75	382
CF.150.75-1	384
CF.150.75-2	384
CF.150.75BM	382
CF.200.75	382
CF.200.75-1	384
CF.200.75-2	384
CF.200.75BM	382
E06500910VM	430
E06500940VE	430
E07.24.01	429
E07.24.02	429
E07.24.03	429
E07.24.04	429
E07.24.05	429
E07.24.07	429
E07.24.08	429 - 430
E07.24.09	429
E07.60.31	426
E07.60.32	426
E07.75.KHEMW	428
E07.75.KHEST	428
E07.75.KLMW	428
E07.75.KLST	428
E07.75.KUMW	428
E07.75.KUST	428
E07.8310.08K	426
E07.899.01	427
E1250.682	430
E1310.PF.701	430
E1310.PF.ESD	430
E1310PF701R	430
E1310PF701RES	430
E1402.662.L	431
E1402.662.R	431
E1402.662.S	431
E1402.663.L	431
E1402.663.R	431
E1402.663.S	431
E1402.665.L	431
E1402.665.R	431
E1402.665.S	431
E1451.7206.R	431
E1452.659.R	431
E150300.D	433
E150300.E	433
E150300.R.DE	433
E1700.ES.B	442
E1700.ES.D	442
E1700.ESP.S	443
E1700.KS.13	440 - 443
E1700.PU	440
E1700.S	441
E1700.VH	441
E1700.XS	442 - 443
E1700.XS.PU	440
E1710.ES.B	442
E1710.ES.D	442
E1710.ESP.S	443
E1710.PU	440
E1740.001	441
E1750.410	441
E2000.ML	422
E2000.TR50	422
E2822.1.5025	433
E2822.1.EPA	433
E2822.1.MPDE	433
E2822.3.5033	433
E2850.10	432
E2850.2040	432
E2850.3025	432
E2850.3030.R	432
E2850.4090.DE	432
E2850.6035.D	432
E2850.6035.E	432
E2850.B.4090	432
E300500.D	433
E300500.E	433
E300500.KS.D	433
E300500.KS.E	433
E300500.R.DE	433
E307.B1.Z	430
E3110.850	438
E3110.850.1	438
E3110.850.2	438
E3110.890	438
E4150E175-04	427
E4150E175G	425
E4150E190G	425
E4150E275-04	427
E4150E275G	425
E4150E290G	425
E4150KL75-04	427
E4150KL75G	425
E4150KL90G	425
E4150KU75-04	427
E4150KU75G	425
E4150KU90G	425
E4200E175G	425
E4200E190G	425
E4200E275G	425
E4200E290G	425
E4200KL75G	425
E4200KL90G	425
E4200KU75G	425
E4200KU90G	425
E47002.L	430
E47002.S	430
E5180.850	438
E5180.854	438
E5180.855	438
E5180.860	438
E5180.890	438
E5180.890.D	438
E5180.890.F	438
E5180.890SET	438
E5310.05	436
E5310.10	436
E5310.14	436
E5310.15	436
E5310.20	436
E5310.24	436
E5310.25	436
E5310.31	436
E5310.32.S	436
E5310.33	436

Item no.	Page
E5310.34	436
E5310.42	436
E5310.43	436
E5310.43.PU	436
E5310.43.S	436
E5310.50	436
E5310.55	436
E5310.64	436
E5310.64.PU	436
E5310.70	436
E5310.80	436
E5311.R.10	437
E5311.R.14	437
E5311.R.20	437
E5311.R.24	437
E5311.R.34	437
E5311.R.42	437
E5311.R.43	437
E5311.R.64	437
E5311.Y.10	437
E5311.Y.14	437
E5311.Y.20	437
E5311.Y.24	437
E5311.Y.34	437
E5311.Y.42	437
E5311.Y.43	437
E5311.Y.64	437
E5320.2	435
E5320.2.ET	435
E5320.3	435
E5320.3.ET	435
E5320.3Z	435
E5320.3Z.ET	435
E5320.4	435
E5320.4.ET	435
E5320.5	435
E5320.5.ET	435
E5320.6	435
E5320.6.ET	435
E5320.6D	435
E5320.FA3Z	435
E5320.FA4	435
E5320.FA4.ET	435
E5320.FA5	435
E5320.FA5.ET	435
E5320FA2.3ET	435
E5320FA3Z.ET	435
E5321.R.4	435
E5321.R.5	435
E5321.R.6	435
E5321.Y.4	435
E5321.Y.5	435
E5321.Y.6	435
E5600.100	434
E5600.100.1	434
E5600.101	434
E5600.120	434
E5600.324	434
E5600.325	434
E6035.19.D	432
E6035.19.E	432
E6035.20.D	432
E6035.20.E	432
E7100.VB	423
EB530.MK	422
EC150E175-05	426
EC150E175G	424
EC150E275-05	426
EC150E275G	424

Item no.	Page
EC150KL75-05	426
EC150KL75G	424
EC150KU75-05	426
EC150KU75G	424
EC200E175G	424
EC200E275G	424
EC200KL75G	424
EC200KU75G	424
EE1.6060G30	356
EE1.6060K30	356
EE1.6075G30	356
EE1.6075K30	356
EE1.6090G30	356
EE1.6090K30	356
EE1.7560G30	356
EE1.7560K30	356
EE1.7575G30	356
EE1.7575K30	356
EE1.7590G30	356
EE1.7590K30	356
EE1.9060G30	356
EE1.9060K30	356
EE1.9075G30	356
EE1.9075K30	356
EE1.9090G30	356
EE1.9090K30	356
EE2.6060G30	357
EE2.6060K30	357
EE2.6075G30	357
EE2.6075K30	357
EE2.6090G30	357
EE2.6090K30	357
EE2.7560G30	357
EE2.7560K30	357
EE2.7575G30	357
EE2.7575K30	357
EE2.7590G30	357
EE2.7590K30	357
EE2.9060G30	357
EE2.9060K30	357
EE2.9075G30	357
EE2.9075K30	357
EE2.9090G30	357
EE2.9090K30	357
EHKA20410ESD	444
EHKA20413ESD	445
EHKA20510ESD	444
EHKA20513ESD	445
EHKA20610ESD	444
EHKA20613ESD	445
EHKA25410ESD	444
EHKA25413ESD	445
EHKA25510ESD	444
EHKA25513ESD	445
EHKA25610ESD	444
EHKA25613ESD	445
EHKG20410ESD	444
EHKG20413ESD	445
EHKG20510ESD	444
EHKG20513ESD	445
EHKG20610ESD	444
EHKG20613ESD	445
EHKG25410ESD	444
EHKG25413ESD	445
EHKG25510ESD	444
EHKG25513ESD	445
EHKG25610ESD	444
EHKG25613ESD	445
EK10040ES040	444

Item no.	Page
EK10050ES040	444
EK10060ES040	444
EK13040ES040	445
EK13050ES040	445
EK13060ES040	445
EPGT120	421
EPGT120.12.S	421
EPGT120.CU	421
EPGT120.TEST	421
EPGT120.WK	421
ES530.G	422
ESD07.58.12	439
ESD07.58.14	439
ESD07.58.16	439
ESD07.58.18	439
ESDC150KU75G	426
ESRM200.K	423
H03.1060.30	600
H03.1060.40	600
H03.1060.50	600
H03.1075.30	600
H03.1075.40	600
H03.1075.50	600
H03.1090.30	600
H03.1090.40	600
H03.1090.50	600
H03.12.30	600
H03.12.40	600
H03.12.50	600
H03.125.40	383, 600
H03.125.50	383, 600
H03.1260.30	600
H03.1260.40	600
H03.1260.50	600
H03.1275.30	600
H03.1290.30	600
H03.1290.40	600
H03.1290.50	600
H03.15.30	600
H03.15.40	383, 389, 600
H03.15.40HV	395
H03.15.40HVS	395
H03.15.50	383, 389, 600
H03.15.50HV	395
H03.15.50HVS	395
H03.1560.30	600
H03.1560.40	600
H03.1560.50	600
H03.1590.30	600
H03.1590.40	389, 600
H03.1590.50	389, 600
H03.20.30	600
H03.20.40	383, 389, 600
H03.20.40HV	395
H03.20.40HVS	395
H03.20.50	383, 389, 600
H03.20.50HV	395
H03.20.50HVS	395
H03.2060.30	600
H03.2060.40	600
H03.2060.50	600
H03.2090.30	600
H03.2090.40	389, 600
H03.2090.50	389, 600
H03.25.30	600
H03.25.40	600
H03.25.50	600
H03.2560.30	600
H03.2560.40	600

Index according to item no.

Item no.	Page
H03.2560.50	600
H03.2590.30	600
H03.2590.40	600
H03.2590.50	600
H03.81.30	600
H03.81.40	600
H03.81.50	600
HE1.6060G30	356
HE1.6060K30	356
HE1.6075G30	356
HE1.6075K30	356
HE1.6090G30	356
HE1.6090K30	356
HE1.7560G30	356
HE1.7560K30	356
HE1.7575G30	356
HE1.7575K30	356
HE1.7590G30	356
HE1.7590K30	356
HE1.9060G30	356
HE1.9060K30	356
HE1.9075G30	356
HE1.9075K30	356
HE1.9090G30	356
HE1.9090K30	356
HE2.6060G30	357
HE2.6060K30	357
HE2.6075G30	357
HE2.6075K30	357
HE2.6090G30	357
HE2.6090K30	357
HE2.7560G30	357
HE2.7560K30	357
HE2.7575G30	357
HE2.7575K30	357
HE2.7590G30	357
HE2.7590K30	357
HE2.9060G30	357
HE2.9060K30	357
HE2.9075G30	357
HE2.9075K30	357
HE2.9090G30	357
HE2.9090K30	357
K03.10.40	597
K03.10.50	597
K03.1060.40	597
K03.1060.50	597
K03.1090.40	597
K03.1090.50	597
K03.125.40	597
K03.125.50	597
K03.12560.40	597
K03.12560.50	597
K03.12590.40	597
K03.12590.50	597
K03.15.40	597
K03.15.50	597
K03.1560.40	597
K03.1560.50	597
K03.1590.40	597
K03.1590.50	597
K03.20.40	597
K03.20.50	597
K03.2060.40	597
K03.2060.50	597
K03.2090.40	597
K03.2090.50	597
K03.25.40	597
K03.25.50	597

Item no.	Page
K03.2560.40	597
K03.2560.50	597
K03.2590.40	597
K03.2590.50	597
K03.81.40	597
K03.81.50	597
KUS03.15.20	601
KUS03.15.25	601
KUS03.15.30	601
KUS03.20.20	601
KUS03.20.25	601
KUS03.20.30	601
KUW03.15.20	600
KUW03.15.25	600
KUW03.15.30	600
KUW03.20.20	600
KUW03.20.25	600
KUW03.20.30	600
L03.10.30	602
L03.10.40	602
L03.10.50	602
L03.1060.30	602
L03.1060.40	602
L03.1060.50	602
L03.1090.30	602
L03.1090.40	602
L03.1090.50	602
L03.12.30	602
L03.12.40	602
L03.12.50	602
L03.125.30	602
L03.125.40	383, 602
L03.125.50	383, 602
L03.1260.30	602
L03.1260.40	602
L03.1260.50	602
L03.1290.30	602
L03.1290.40	602
L03.1290.50	602
L03.15.30	602
L03.15.40	383, 389, 602
L03.15.50	383, 389, 602
L03.1560.30	602
L03.1560.40	602
L03.1560.50	602
L03.1590.30	602
L03.1590.40	389, 602
L03.1590.50	389, 602
L03.20.30	602
L03.20.40	383, 389, 602
L03.20.50	383, 389, 602
L03.2060.30	602
L03.2060.40	602
L03.2060.50	602
L03.2090.30	602
L03.2090.40	389, 602
L03.2090.50	389, 602
L03.25.30	602
L03.25.40	602
L03.25.50	602
L03.2560.30	602
L03.2560.40	602
L03.2560.50	602
L03.2590.30	602
L03.2590.40	602
L03.2590.50	602
L03.81.30	602
L03.81.40	602
L03.81.50	602

Item no.	Page
ME1.6060G28	356
ME1.6060K28	356
ME1.6075G28	356
ME1.6075K28	356
ME1.6090G28	356
ME1.6090K28	356
ME1.7560G28	356
ME1.7560K28	356
ME1.7575G28	356
ME1.7575K28	356
ME1.7590G28	356
ME1.7590K28	356
ME1.9060G28	356
ME1.9060K28	356
ME1.9075G28	356
ME1.9075K28	356
ME1.9090G28	356
ME1.9090K28	356
ME2.6060G28	357
ME2.6060K28	357
ME2.6075G28	357
ME2.6075K28	357
ME2.6090G28	357
ME2.6090K28	357
ME2.7560G28	357
ME2.7560K28	357
ME2.7575G28	357
ME2.7575K28	357
ME2.7590G28	357
ME2.7590K28	357
ME2.9060G28	357
ME2.9060K28	357
ME2.9075G28	357
ME2.9075K28	357
ME2.9090G28	357
ME2.9090K28	357
ML32CHIP	130
ML32FLT	130
ML32HPVH1	131
ML32HRVH	131
ML32RFIDK	130
ML32USB	130
PA.1060.12	599
PA.1075.12	599
PA.1090.12	599
PA.1260.12	599
PA.1275.12	483 - 484, 599
PA.1290.12	599
PA.1560.12	599
PA.1590.12	599
PA.2060.12	599
PA.2090.12	599
PA.2560.12	599
PA.2590.12	599
PA150	486, 599
PA200	599
PA250	599
PA81	599
RFIDBELAIR1	131
RPA100	599
RPA120	599
RPA125	483 - 484, 599
RPA150	486, 599
RPA200	599
RPA250	599
RPA81	599
SRAB150	161
SRAB200	161
SRAB250	161

Item no.	Page
SRAB300	161
SRBV	147
SRDK	147
SRFBGE070	149
SRFBGE100	149
SRFBGL070	149
SRFBGL100	149
SRFBTB095	149
SRFBTB145	149
SRFBTB195	149
SRFLE070/080	163
SRFLE070/100	163
SRFLE070/200	163
SRFLE070/240	163
SRFLE070/280	163
SRFLE100/080	163
SRFLE100/100	163
SRFLE100/200	163
SRFLE100/240	163
SRFLE100/280	163
SRFLO070/080	163
SRFLO070/100	163
SRFLO100/080	163
SRFLO100/100	163
SRHB025	161
SRHB050	161
SRHB075	161
SRHB100	161
SRHFBVZ150	160
SRHFBVZ200	160
SRHFBVZ250	160
SRHFBVZ300	160
SRHFBVZ350	160
SRK01	164
SRK02	164
SRK03	165
SRK04	165
SRK05	166
SRK06	166
SRK07	167
SRK08	167
SRNAP1	147
SRNAP2	147
SRNAP4	147
SRRW070/20	146
SRRW070/24	146
SRRW070/28	146
SRRW100/20	146
SRRW100/24	146
SRRW100/28	146
SRSAW200	147
SRSAW240	147
SRSAW280	147
SRSB095	149
SRSB145	149
SRSB195	149
SRSTS070/080	151
SRSTS070/100	151
SRSTS070/130	151
SRSTS100/080	151
SRSTS100/100	151
SRSTS100/130	151
SRSTV070/100	158
SRSTV070/200	158
SRSTV070/240	158
SRSTV070/280	158
SRSTV100/100	158
SRSTV100/200	158
SRSTV100/240	158
SRSTV100/280	158

Item no.	Page
SRTR200	146
SRTR240	146
SRTR280	146
SRTRGE	161
SRUNFBGE070	149
SRUNFBGE100	149
SRUNFBGL070	149
SRUNFBGL100	149
SRVACNWAT300	161
SRVAHFBCN250	161
SRVZ150/100	159
SRVZ150/200	159
SRVZ150/240	159
SRVZ150/280	159
SRVZ200/100	159
SRVZ200/200	159
SRVZ200/240	159
SRVZ200/280	159
SRVZ250/100	159
SRVZ250/200	159
SRVZ250/240	159
SRVZ250/280	159
SRVZ300/100	159
SRVZ300/200	159
SRVZ300/240	159
SRVZ300/280	159
SRVZ350/100	159
SRVZ350/200	159
SRVZ350/240	159
SRVZ350/280	159
SRVZLW416	160
SRZW200	147
SRZW240	147
SRZW280	147
T03.10.30	601
T03.10.40	601
T03.10.50	601
T03.1060.30	601
T03.1060.40	601
T03.1060.50	601
T03.1090.30	601
T03.1090.40	601
T03.1090.50	601
T03.12.30	601
T03.12.40	601
T03.12.50	601
T03.125.30	601
T03.125.40	383, 601
T03.125.50	383, 601
T03.1260.30	601
T03.1260.40	601
T03.1260.50	601
T03.1290.30	601
T03.1290.40	601
T03.1290.50	601
T03.15.30	601
T03.15.40	383, 389, 601
T03.15.50	383, 389, 601
T03.1560.30	601
T03.1560.40	601
T03.1560.50	601
T03.1590.30	601
T03.1590.40	389, 601
T03.1590.50	389, 601
T03.20.30	601
T03.20.40	383, 389, 601
T03.20.50	383, 389, 601
T03.2060.30	601
T03.2060.40	601
T03.2060.50	601

Item no.	Page
T03.2090.30	601
T03.2090.40	389, 601
T03.2090.50	389, 601
T03.81.30	601
T03.81.40	601
T03.81.50	601
ZA001R00300	582
ZA001R00400	582
ZA001R00500	582
ZA001R00600	582
ZA002R00300	582
ZA002R00400	582
ZA002R00500	582
ZA002R00600	582
ZA100R00200	586
ZA100R00300	586, 589
ZA100R00400	586, 589
ZA100R00500	586, 589
ZA100R00600	589
ZA200R00400	593
ZA200R00500	593
ZA200R00600	593
ZA200R00700	593
ZA200R00800	593
ZA200R00900	593
ZA200R01000	593
ZF100R11000	586, 589
ZF100R11500	586, 589
ZF100R12000	586, 589
ZF100R13000	586, 589
ZF100R21000	586, 589
ZF100R21500	586, 589
ZF100R22000	586, 589
ZF100R23000	586, 589
ZF100R30290	586
ZF100R30390	589
ZF100R40290	586
ZF100R40390	589
ZF201R11000	593
ZF201R11500	593
ZF201R12000	593
ZF201R13000	593
ZF201R21000	593
ZF201R21500	593
ZF201R22000	593
ZF201R23000	593
ZF201R30490	593
ZF201R40490	593
ZS100R20276	586
ZS100R20330	586
ZS100R20390	586
ZS100R20550	586
ZS100R20680	586
ZS100R20870	586
ZS100R30276	586, 589
ZS100R30330	586, 589
ZS100R30390	586, 589
ZS100R30550	586, 589
ZS100R30680	586, 589
ZS100R30870	586, 589
ZS100R40276	586, 589
ZS100R40330	586, 589
ZS100R40390	586, 589
ZS100R40550	586, 589
ZS100R40680	586, 589
ZS100R40870	586, 589
ZS100R50276	586, 589
ZS100R50330	586, 589
ZS100R50390	586, 589
ZS100R50550	586, 589

Index according to item no.

Item no.	Page
ZS100R50680	586, 589
ZS100R50870	586, 589
ZS100R60276	589
ZS100R60330	589
ZS100R60390	589
ZS100R60550	589
ZS100R60680	589
ZS100R60870	589
ZS200R10330	592
ZS200R10390	592
ZS200R10550	592
ZS200R10680	592
ZS200R10870	592
ZS200R40330	592
ZS200R40390	592
ZS200R40550	592
ZS200R40680	592
ZS200R40870	592
ZS200R50330	592
ZS200R50390	592
ZS200R50550	592
ZS200R50680	592
ZS200R50870	592
ZS200R60330	592
ZS200R60390	592
ZS200R60550	592
ZS200R60680	592
ZS200R60870	592
ZS200R70330	592
ZS200R70390	592
ZS200R70550	592
ZS200R70680	592
ZS200R70870	592
ZS200R80330	592
ZS200R80390	592
ZS200R80550	592
ZS200R80680	592
ZS200R80870	592
ZS200R90330	592
ZS200R90390	592
ZS200R90550	592
ZS200R90680	592
ZS200R90870	592
01.033	310, 354
01.034	310, 354
01.040	68
01.040M125	468
01.040M80	468
01.044	68
01.045	68
01.046	68
01.046.007-1	86
01.046.009	89, 491
01.046.012	89
01.046M125	468
01.046M80	468
01.047	68
01.047M125	468
01.047M80	468
01.048	68
01.048M125	468
01.048M80	468
01.049	68
01.049M125	468
01.049M80	468
01.050.001	129
01.050.002	129
01.050.003	129
01.050.005B	129
01.050.007-1	120
01.050.009	123
01.050.012	123
01.050.013	123, 238, 240
01.050.550EL	238, 240
01.050.550ER	238, 240
01.050.700EL	122, 238, 240
01.050.700ER	122, 238, 240
01.050.800EL	122
01.050.800ER	122
01.050.900EL	122
01.050.900ER	122
01.0520	311, 354
01.053	310, 354
01.053.400E	200, 204
01.053.500E	200, 204, 473, 480
01.053.700E	88, 472
01.053.800E	88
01.053.900E	88
01.0530	311, 354
01.054	310, 354
01.0540	311, 354
01.060	74
01.060M125	469
01.060M80	469
01.0613	74
01.065	74
01.066	74
01.066M125	469
01.066M80	469
01.067	74
01.067M125	469
01.067M80	469
01.068	74
01.068.007-1	86
01.068.009	89, 491
01.068.012	89
01.068.400E	202
01.068.500E	202
01.068.700E	88
01.068.800E	88
01.068.900E	88
01.068M125	469
01.068M80	469
01.069	74
01.069M125	469
01.069M80	469
01.070.007-1	120
01.070.009	123
01.070.012	123
01.070.013	123
01.070.700EL	122
01.070.700ER	122
01.070.800EL	122
01.070.800ER	122
01.070.900EL	122
01.070.900ER	122
01.090	80
01.090M125	470
01.090M80	470
01.0913	80
01.096	80
01.096M125	470
01.096M80	470
01.097	80
01.097M125	470
01.097M80	470
01.098	80
01.098.007-1	86
01.098.009	89, 490 - 491
01.098.012	89
01.098.700E	88
01.098.800E	88
01.098.900E	88
01.098.BLFL	88
01.098M125	470
01.098M80	470
01.099	80
01.099M125	470
01.099M80	470
01.100.007-1	120
01.100.009	123
01.100.012	123
01.100.013	123
01.100.700E	122
01.100.800E	122
01.100.900E	122
01.100.BLFL	122
01.130.007-1	120
01.130.012	123
01.130.013	123
01.130.700E	122
01.130.800E	122
01.130.900E	122
01.130.BLFL	122
01-00206	182
014500221	299
014500222	299
014500223	299
014500224	299
014500225	299
015500221	299
015500222	299
015500223	299
015500224	299
015500225	299
016500221	299
016500222	299
016500223	299
016500224	299
016500225	299
017500221	299
017500222	299
017500223	299
017500224	299
017500225	299
018500221	299
018500222	299
018500223	299
018500224	299
018500225	299
019500221	299
019500222	299
019500223	299
019500224	299
019500225	299
01M152003	126
01M152003w	126
01M152004+05	126
01M152004+05w	126
01M152006	126
01M152006w	126
01M152008	126
01M152008w	126
01M152010	126
01M152010w	126
01M152012	126
01M152012w	126

Item no.	Page
01M152016	126
01M152016w	126
01M152020	126
01M152020w	126
01M1520ER16	126
01M1520ER16w	126
01M1520ER25	126
01M1520ER25w	126
01M1520ER32	126
01M1520ER32w	126
01M153003	127
01M153003w	127
01M153004+05	127
01M153004+05w	127
01M153006	127
01M153006w	127
01M153008	127
01M153008w	127
01M153010	127
01M153010w	127
01M153012	127
01M153012w	127
01M153016	127
01M153016w	127
01M153020	127
01M153020w	127
01M1530ER16	127
01M1530ER16w	127
01M1530ER25	127
01M1530ER25w	127
01M1530ER32	127
01M1530ER32w	127
01M303003	127
01M303003w	127
01M303004+05	127
01M303004+05w	127
01M303006	127
01M303006w	127
01M303008	127
01M303008w	127
01M303010	127
01M303010w	127
01M303012	127
01M303012w	127
01M303016	127
01M303016w	127
01M303020	127
01M303020w	127
01M3030ER16	127
01M3030ER16w	127
01M3030ER25	127
01M3030ER25w	127
01M3030ER32	127
01M3030ER32w	127
01MR18-24-02	124
01MR24-24-02	124
01MR36-24-01	124
02.092.01	192
02.092.02	192
02.095.03 VA	182 - 183
02.1000.1	188
02.1000.2	188
02.1000.3	188
02.1080.4V	182
02.117.04.01	185
02.118.05.01	184
02.140V	178
02.33.87.60	156 - 157, 177, 181, 190
02.560.000	177
02.560.001	177
02.560.002	177
02.560.003	177
02.560.31	177
02.560.41	177
02.560.51	177
02.580.05V	190
02.580V86	179
02.780.04V	190
02.85.01	191
02.85.06	191
02.85.07	191
02.85.08	191
02.86.01	191
02.86.07	191
02.8705.100	176, 181, 190
02.8705.200	174
02.8705.400	174, 180
02.8705.500	175, 181, 190
02.8707.100	156, 176, 180, 190 - 192
02.8707.200	174
02.8707.400	174
02.8707.500	156, 175, 180, 190
02.8708.100	176
02.8710.100	157, 176, 191
02.8710.500	157, 175
02.88.00	192
02.89.01	183
02.89.WAT.01	177, 180 - 181
02.89W140	187
02.89WAR900	184 - 185, 187
02.89WAR9005	187
02.89WARA900	184 - 185, 187
02.89WARG900	182 -183
02.910.01	180, 193
02.910.02	180, 193
02.95.01	183
02.95.01.01	183
02.95.01Schloß	129
02.98.00	182
02.R01	189
02.R560130	189
02.R560140	189
02.R560150	189
02.R560225	189
02.R560230	189
02.R560240	189
02.R560250	189
02.R560330	189
02.R560340	189
02.R560350	189
02.R570100	189
02.R570103	189
02.R570104	189
02.R570106	189
02.R570108	189
02.R5701100	189
02.R570132	189
02.R570140	189
02.R570150	189
02.R570163	189
02.R570180	189
02.R570405	189
03.0.06.05KA	243
03.00.32	602
03.070.400E	486
03.050.400EL	482
03.050.400ER	482
03.050.450L	206, 210, 212, 214,220, 222, 224, 228
03.050.450R	206, 210, 212, 214,220, 222, 224, 228
03.050.600	206, 210, 212, 214,220, 222, 224, 228, 483 - 484
03.055.001	206
03.055.001-9	206
03.055.01V	206
03.055.01V9	206
03.055.05V	206
03.055.05V9	206
03.055.06V	206
03.055.06V9	206
03.055.07V	207
03.055.07V9	207
03.055.08V	207
03.055.08V9	207
03.055.09V	207
03.055.09V9	207
03.055.10V	207
03.055.10V9	207
03.055.11V	207
03.055.11V9	207
03.055.12V	207
03.055.12V9	207
03.068.103	234
03.068.103-75	234
03.068.221	234
03.068.221-75	234
03.070.450L	208, 216, 218, 226
03.070.450R	208, 216, 218, 226
03.070.600	208, 216, 218, 226
03.075.00	230
03.075.001	208
03.075.001-9	208
03.075.00-9	230
03.075.01V	208
03.075.01V9	208
03.075.03V	208
03.075.03V9	208
03.075.05V	209
03.075.05V9	209
03.075.06V	208
03.075.06V9	208
03.075.08V	209
03.075.08V9	209
03.075.09V	209
03.075.09V9	209
03.075.10V	209
03.075.10V9	209
03.075.11V	209
03.075.11V9	209
03.075.12V	209
03.075.12V9	209
03.098.103	235
03.098.103-75	235
03.098.221	235
03.098.221-75	235
03.1.06.06SA	243
03.10.00	230
03.10.000.6	399
03.10.001.6	399
03.10.00-9	230
03.10.14.01	351
03.10.25	596
03.10.40	596
03.10.40RB	598
03.10.50	596
03.10.50RB	598
03.1060.25	596

Index according to item no.

Item no.	Page
03.1060.40	596
03.1060.40RB	598
03.1060.50	596
03.1060.50RB	598
03.1090.25	596
03.1090.40	596
03.1090.40RB	598
03.1090.50	596
03.1090.50RB	598
03.1094.00	208, 216, 218, 226, 486
03.1094.01	206, 210, 212, 214, 220,222, 224, 228, 482 - 484
03.1094.03	226
03.10SLT0.6	398
03.10SLT1.6	398
03.12.00	230
03.12.001	210
03.12.001-9	210
03.12.00-9	230
03.12.04V	211
03.12.04V9	211
03.12.05V	211
03.12.05V9	211
03.12.06V	211
03.12.06V9	211
03.12.07V	211
03.12.07V9	211
03.12.08V	211
03.12.08V9	211
03.12.13V	210
03.12.13V9	210
03.12.14.01	351
03.12.15V	210
03.12.15V9	210
03.12.17V	211
03.12.17V9	211
03.12.25	490, 596
03.12.40	596
03.12.50	596
03.12.50RB	383
03.12.98	285
03.12/60.25	495
03.125.25	339, 596
03.125.40	383, 596
03.125.40RB	383, 598
03.125.50	383, 596
03.125.50RB	598
03.1260.25	339, 596
03.1260.40	596
03.1260.40RB	598
03.1260.50	596
03.1260.50RB	598
03.1290.25	596
03.1290.40	596
03.1290.40RB	598
03.1290.50	596
03.1290.50RB	598
03.14.00	230
03.14.001	212
03.14.001-9	212
03.14.002	214
03.14.002-9	214
03.14.00-9	230
03.14.04V	213
03.14.04V9	213
03.14.05V	213
03.14.05V9	213
03.14.06V	213
03.14.06V9	213
03.14.07V	213
03.14.07V9	213
03.14.08V	213
03.14.08V9	213
03.14.11V	214
03.14.11V9	214
03.14.13V	212
03.14.13V9	212
03.14.16V	252
03.14.17V	212
03.14.17V9	212
03.14.21V	215
03.14.21V9	215
03.14.22V	215
03.14.22V9	215
03.14.23-LV	215
03.14.23-LV9	215
03.14.24-LV	215
03.14.24-LV9	215
03.14.26-LV	215
03.14.26-LV9	215
03.14.27-LV	215
03.14.27-LV9	215
03.14.30	230
03.14.30-9	230
03.14.30KS	308
03.14.31V	230
03.14.31V-9	230
03.14.32V	230
03.14.32V-9	230
03.14.33V	213, 250
03.14.33V9	213
03.14.520V	253
03.15.000.2	236
03.15.000.3	236
03.15.000.6	399
03.15.000.E1	242
03.15.001	216
03.15.001.6	399
03.15.001-9	216
03.15.002	218
03.15.002-9	218
03.15.022V	218
03.15.022V9	218
03.15.026V	219
03.15.026V9	219
03.15.027V	219
03.15.027V9	219
03.15.028V	219
03.15.028V9	219
03.15.029V	219
03.15.029V9	219
03.15.030V	219
03.15.030V9	219
03.15.031V	219
03.15.031V9	219
03.15.07V	216
03.15.07V9	216
03.15.14.01	351, 352
03.15.21V	217
03.15.21V9	217
03.15.23V	217
03.15.23V9	217
03.15.25	339, 347, 596
03.15.31V	217
03.15.31V9	217
03.15.32V	217
03.15.32V9	217
03.15.37V	250
03.15.40	178, 236, 383, 389, 596
03.15.40.07	392
03.15.40HV	394 - 395
03.15.40HVS	392, 394 - 395
03.15.40RB	383, 389, 598
03.15.41V	217
03.15.41V9	217
03.15.50	383, 389, 596
03.15.50HV	395
03.15.50HVS	395
03.15.50RB	383, 389, 598
03.15.520.1HVV	237
03.15.520.1V	237
03.15.520.2V	237
03.15.520HVV	237
03.15.535.2HVV	237
03.15.535.2V	237
03.15.54V	217
03.15.54V9	217
03.15.580.001	238
03.15.580.002	240
03.15.580.112V	241
03.15.580.202V	241
03.15.580.212V	241
03.15.580.222V	241
03.15.580.232V	241
03.15.580.2V	239
03.15.580.4V	239, 251
03.15.580.5-1V	239
03.15.580.5V	238
03.15.580.6-1V	239
03.15.580.6V	239
03.15.580.7-1V	240
03.15.580.7V	238
03.15.580.8V	239
03.15.580.9E	242
03.15.580.9V	240
03.15.66	246
03.15.88	247
03.15.94	231
03.15.95	200, 202, 204, 206, 208, 210, 212, 214, 216, 218, 220, 222, 224, 226, 228, 231, 253
03.15.98	285
03.1560.25	234, 339, 347, 596
03.1560.40	234, 596
03.1560.40RB	598
03.1560.50	596
03.1560.50RB	598
03.1590.25	347, 596
03.1590.40	389, 596
03.1590.40RB	389, 598
03.1590.50	389, 596
03.1590.50RB	389, 598
03.15SLT0.6	398
03.15SLT1.6	398
03.19.00	230
03.19.001	224
03.19.001-9	224
03.19.002	222
03.19.002-9	222
03.19.003	220
03.19.003-9	220
03.19.00-9	230
03.19.10V	221
03.19.10V9	221
03.19.11V	221
03.19.11V9	221
03.19.12V	220
03.19.12V9	220
03.19.13V	221

Item no.	Page
03.19.13V9	221
03.19.17V	221
03.19.17V9	221
03.19.18V	221
03.19.18V9	221
03.19.19V	221
03.19.19V9	221
03.19.24V	222
03.19.24V9	222
03.19.25V	223
03.19.25V9	223
03.19.27V	223
03.19.27V9	223
03.19.28V	223
03.19.28V9	223
03.19.29V	223
03.19.29V9	223
03.19.30	230
03.19.30-9	230
03.19.31V	230
03.19.31V-9	230
03.19.32.1V	230
03.19.32.1V-9	230
03.19.32V	224
03.19.32V9	224
03.19.33V	225
03.19.33V9	225
03.19.34V	225
03.19.34V9	225
03.19.35V	225
03.19.35V9	225
03.19.36V	225
03.19.36V9	225
03.19.37V	254
03.19.38V	255
03.19.42V	223
03.19.42V9	223
03.19.44V	225
03.19.44V9	225
03.19.45V	223
03.19.45V9	223
03.19.46V	225
03.19.46V9	225
03.20.000.2	236
03.20.000.3	236
03.20.000.6	399
03.20.000.E1	242
03.20.001	226
03.20.001.6	399
03.20.001-9	226
03.20.03V	226
03.20.03V9	226
03.20.04V	227
03.20.04V9	227
03.20.11V	227
03.20.11V9	227
03.20.13V	227
03.20.13V9	227
03.20.14.01	351
03.20.14V	227
03.20.14V9	227
03.20.15V	227
03.20.15V9	227
03.20.16V	252
03.20.18V	227
03.20.18V9	227
03.20.25	339, 347, 596
03.20.34V86	179
03.20.34V96	179

Item no.	Page
03.20.40	178, 180, 236, 383, 389, 596
03.20.40HV	395
03.20.40HVS	395
03.20.40RB	383, 389, 598
03.20.50	383, 389, 596
03.20.50HV	395
03.20.50HVS	395
03.20.50RB	383, 389, 598
03.20.520.1HVV	237
03.20.520.1V	237
03.20.520.2V	237
03.20.520HVV	237
03.20.535.2HVV	237
03.20.535.2V	237
03.20.580.001	238
03.20.580.002	240
03.20.580.11V	241
03.20.580.20V	241
03.20.580.21V	241
03.20.580.22V	241
03.20.580.23V	241
03.20.580.2V	239
03.20.580.4V	239, 251
03.20.580.5-1V	239
03.20.580.5V	238
03.20.580.6-1V	239
03.20.580.6V	239
03.20.580.7-1V	240
03.20.580.7V	238
03.20.580.8V	239
03.20.580.9E	242
03.20.580.9V	240
03.20.98	285
03.20/30.25	409
03.2014.01-1	351
03.2018-01	230
03.2018-01D	230
03.2018-02	230
03.2018-02D	230
03.2018-05	230
03.2018-05D	230
03.2018-07	230
03.2018-07D	230
03.2018-08	230
03.2018-08D	230
03.2018-10	236
03.2018-11	236
03.2060.25	235, 339, 347, 596
03.2060.40	235, 596
03.2060.40RB	598
03.2060.50	596
03.2060.50RB	598
03.2090.25	347, 596
03.2090.40	389, 596
03.2090.40RB	389, 598
03.2090.50	389, 596
03.2090.50RB	389, 598
03.20SLT0.6	398
03.20SLT1.6	398
03.25.001	228
03.25.001-9	228
03.25.1532V	229
03.25.1532V9	229
03.25.2222V	228
03.25.2222V9	228
03.25.2342V	229
03.25.2342V9	229
03.25.25	596
03.25.3131V	229

Item no.	Page
03.25.3131V9	229
03.25.40	596
03.25.40RB	598
03.25.4433V	229
03.25.4433V9	229
03.25.50	596
03.25.50RB	598
03.25.5541V	229
03.25.5541V9	229
03.25.6432V	229
03.25.6432V9	229
03.25.98	285
03.2560.25	596
03.2560.40	596
03.2560.40RB	598
03.2560.50	596
03.2560.50RB	598
03.2590.25	596
03.2590.40	596
03.2590.40RB	598
03.2590.50	596
03.2590.50RB	598
03.30.57.14V	241
03.40.57.14V	241
03.50.01	234, 235
03.50.02	234 - 235
03.509201	404
03.53/50.25	491
03.55498	298, 497
03.55501	298, 497
03.55504	298, 497
03.58.20	246 - 247
03.66.05V	246
03.66.73/BL	246
03.66.73-1	246
03.700030	404
03.700050	404
03.700080	404
03.700120	404
03.700140	404
03.74.01	297
03.74.02	297
03.74.03	297
03.74.04	297
03.74.05	297
03.74.06	297
03.74.07	297
03.74.09	297
03.74.11	297
03.74.12	297
03.74.16	265
03.74.17	265
03.74.18	265
03.74.19	265
03.74.20	265
03.74.21	265
03.785.001	129
03.785.001-1	129
03.785.002	129
03.785.002-1	129
03.785.002-2	129
03.785.003	129
03.785.004	129
03.785.006	129
03.81.25	596
03.81.40	596
03.81.40RB	598
03.81.50	596
03.81.50RB	598

Index according to item no.

Item no.	Page
03.83.736	303
03.84.04	286
03.84.07	286
03.861.04	264
03.87.043	288
03.87.044	288
03.87.101	288
03.87.102	288
03.87.103	288
03.87.104	288
03.87.19	291
03.87.301	289
03.87.302	289
03.87.303	289
03.87.304	289
03.87.305	291
03.87.306	291
03.87.307	291
03.87.311	160, 289
03.87.312	160, 289
03.87.313	160, 289
03.87.318	289
03.87.322	160, 289, 397
03.87.323	160, 289, 397
03.87.324	160, 289, 397
03.87.325	291
03.87.326	291
03.87.327	294
03.87.331	160, 291
03.87.332	160, 291
03.87.333	160, 291
03.87.334	160, 291
03.87.335	160, 291
03.87.341	160, 291, 477
03.87.342	160, 291, 477
03.87.343	160, 291, 477
03.87.344	160, 291, 477
03.87.345	160, 291, 477
03.87.350	293
03.87.355	160, 289, 477
03.87.358	289, 477
03.87.359	289, 477
03.87.363	291
03.87.368	290
03.87.369	294, 471
03.87.370	294
03.87.371	290
03.87.372	290
03.87.374	290
03.87.375	290
03.87.377	290
03.87.378	290, 471
03.87.379	290, 471
03.87.380	290
03.87.381	291
03.87.383	291
03.87.384	291
03.87.391	289
03.87.392	289
03.87.395-10	292, 397, 454, 471
03.87.395-18	292, 481, 525
03.87.395-28	292
03.87.395-40	292
03.87.398	295, 471
03.87.401	289
03.87.402	289
03.87.403	289
03.87.404	289
03.87.405	289
03.87.406	289
03.87.407	289
03.87.408	289
03.87.409	160, 289
03.87.410	160, 289
03.87.411	160, 289
03.87.412	160, 289
03.87.413	160, 289
03.87.414	290
03.87.415	290
03.87.416	290
03.87.417	290
03.87.418	290
03.87.419	290
03.87.420	291
03.87.421	291
03.87.422	291
03.87.423	291
03.87.424	291
03.87.425	293
03.87.426	293
03.87.427	294
03.87.428	294
03.87.429	294
03.87.430	294, 397
03.87.431	294
03.87.432	294
03.87.433	295
03.87.434	295
03.87.435	295
03.87.436	295
03.87.437	295
03.87.438	295
03.87.500	296
03.87.501	296
03.87.W1000S	302
03.87W1000	302
03.87W500	302
03.87WFB	302
03.88.05V	247
03.88.100	286
03.88.101	286
03.88.102	286
03.88.103	286
03.88.104	286
03.88.111	286
03.88.120	286
03.88.122	286
03.88.140	286
03.88.144	286
03.88.160	286
03.88.166	286
03.88.170	286
03.88.73/BL	247
03.88.73-1	247
03.89.100	287
03.89.101	287
03.89.102	287
03.89.105	287
03.89.111	287
03.89.122	287
03.89.125	287
03.89.150	287
03.89.155	287
03.897052	404
03.90.01	236
03.90.01HV	236
03.90.HVMOB	399
03.900.001	270, 296, 454, 477, 513, 525
03.900.002	270, 296, 454, 477, 513, 525
03.900.003	270, 296, 454, 473, 477, 513, 525
03.900.004	270, 296, 473, 477, 525
03.900.005	270, 296, 473, 477, 525
03.900.01	259, 397
03.900.012	270, 496
03.900.013	270, 496
03.900.015	270, 496
03.900.025	295
03.900.05	270, 296, 454, 471, 477, 525
03.900.06	270, 296, 454, 471, 477, 513, 525
03.900.07	289
03.900.12.01	481
03.900.12.02	481
03.900.14.16	252
03.900.15.02-01	250
03.900.15.13	364
03.900.15.14	253
03.900.15.20	256, 394
03.900.15.20-1	256
03.900.15.21	256
03.900.15.21-1	256
03.900.15.22	256
03.900.15.22-1	256
03.900.15.23	256
03.900.15.23-1	256
03.900.15.24	256
03.900.15.24-1	256
03.900.15.25	256
03.900.15.25-1	256
03.900.15.30	487
03.900.15.31	487
03.900.15.32	487
03.900.15.33	250
03.900.15.580.4	251
03.900.20.16	252
03.900.20.20	257
03.900.20.20-1	257
03.900.20.21	257
03.900.20.21-1	257
03.900.20.22	257
03.900.20.22-1	257
03.900.20.23	257
03.900.20.23-1	257
03.900.20.24	257
03.900.20.24-1	257
03.900.20.26	257
03.900.20.26-1	257
03.900.21	251, 365
03.900.22	254
03.900.23	255
03.900.40	269
03.900.41	295, 397
03.900.42	293, 397, 513
03.900.43	294, 397, 513
03.900.44	269, 397
03.900.45	269, 397
03.900.46	269, 397
03.900.60	269, 397
03.900.61	269, 397
03.900.62	269, 397
03.900.75.18	364
03.9001520WL	366
03.9001521WL	366
03.9001522WL	366
03.9001523WL	366
03.9001524WL	366
03.9001525WL	366
03.907.220	261

Item no.	Page
03.907.320	261
03.907.420	261
03.910.03	259, 327
03.910.220	261, 497
03.910.320	261, 497
03.910.420	261, 497
03.912.03	259
03.912.220	261
03.912.320	261
03.912.420	261
03.915.03	259, 327, 352
03.915.220	261, 352
03.915.320	261, 352
03.915.420	261
03.917.03	259
03.917.220	261
03.917.320	261
03.917.420	261
03.920.03	259
03.920.220	261
03.920.320	261
03.920.420	261
03.935.125.125	258
03.935.125.140	180, 258
03.935.125.225	258
03.935.125.240	180, 258
03.935.155.140	258
03.935.155.240	258
03.935.650.125	258
03.935.650.140	258
03.935.650.225	258
03.935.650.240	258
03.935.950.125	258
03.935.950.140	258
03.935.950.225	258
03.935.950.240	258
03.960.20-1	274, 352
03.960.21-1	274
03.960.26	280
03.960.27	280
03.960.28	280
03.960.29	280
03.960.46	281
03.960.52	281
03.960.54	281
03.960.55	281
03.960.80	274
03.960.81	274
03.960.82	274
03.960.83	274
03.960.84	274
03.960.85	274
03.960.86	280
03.960.87	280
03.960.90	281
03.961.265	242
03.961.2651	242
03.983.07	261
03.983.10	261
03.983.101	261
03.983.102	180, 261, 497
03.983.103	261
03.983.104	261
03.983.105	261
03.983.106	261
03.983.12	261
03.983.15	261
03.983.17	261
03.983.20	261

Item no.	Page
03.983.53.1	471, 477
03.983.530	471
03.983.580	477
03.983.581	477
03.983.68.1	471, 477
03.983.680	471
03.990.01.14	269, 285
03.AQ.3907	132, 312
03.AQ.555	132, 312
03.AQ.705	132, 312
03.AQ-0100	132, 312
03.AQ-0101	132, 312
03.AQ-0102	133, 313
03.AQ-0103	133, 313
03.AQ-0104	132, 312
03.AQ-0105	132, 312
03.AQ-0106	132, 312
03.AQ-0107	132, 312
03.AQ-0108	132, 312
03.AQ-0109	132, 312
03.AQ-0110	132, 312
03.AQ-0111	132, 312
03.AQ-0112	132, 312
03.AQ-0113	133, 313
03.AQ-0114	132, 312
03.AQ-0115	132, 312
03.AQ-0116	132, 312
03.AQ-0117	132, 312
03.AQ-0121	132, 312
03.AQ-0122	132, 312
03.AQ-1118	133, 313
03.AQ-1119	133, 313
03.AQ-1122	133, 313
03.AQ-2110	133, 313
03.AQ-2111	133, 313
03.AQ-2112	133, 313
03.AQ-2113	133, 313
03.AQ-2114	133, 313
03.AQ-2115	133, 313
03.AQ-2116	133, 313
03.AQ-2117	133, 313
03.AQ-2123	133, 313
03.AQ-4103	133, 313
03.AQ-4104	133, 313
03.AQ-4105	133, 313
03.HLR080.35	305
03.HLR080.45	305
03.HLR100.35	305
03.HLR100.45	305
03.HLR120.35	305
03.HLR120.45	305
03.HLR150.35	305
03.HLR150.45	305
03.HLRAP35	305
03.HLRAP45	305
03.HLRAS35	305
03.HLRAS45	305
03.HLRGELB	305
03.HLRVERB	305
03.HUB12075	231
03.HUB15075	231
03.HUB17575	231
03.HUB20075	231
03.M88.100	287
03.M88.101	287
03.M88.102	287
03.M88.121	287
03.M88.122	287
03.M88.125	287

Item no.	Page
03.M88.150	287
03.M88.151	287
03.M88.152	287
03.M88.171	287
03.M88.172	287
03.M88.175	287
03.M89.080	287
03.M89.081	287
03.M89.082	287
03.M89.100	287
03.M89.101	287
03.M89.102	287
03.M89.120	287
03.M89.121	287
03.M89.122	287
03.M89.150	287
03.M89.151	287
03.M89.152	287
03.MA88.100	286
03.MA88.101	286
03.MA88.121	286
03.MA88.125	286
03.MA88.150	286
03.MA88.151	286
03.PT01	404
03.PT02	404
03.PT05	404
03.PT06	404
03.PT08	404
03.PT12	404
03.PT13	404
03.PT14	404
03.PT1545	409
03.PT1546	409
03.PT160900	406
03.PT163000	406
03.PT163001	405
03.PT163002	405
03.PT163500	406
03.PT163800	406
03.PT1653	406
03.PT1653D	406
03.PT166000	406
03.PT17	404
03.PT20	407
03.PT2000-1	408
03.PT2000-2	408
03.PT200600	407
03.PT200900	406
03.PT203000	406
03.PT203500	406
03.PT203800	406
03.PT2053	406
03.PT205350	407
03.PT2053D	406
03.PT206000	406
03.PT2062	407
03.PT2064	407
03.PT2065	407
03.PT2066	407
03.PT207001	406
03.PT207002	406
03.PT207003	406
03.PT207004	406
03.PT2082	407
03.PT228100	407
03.PT228101	407
03.PT2941	409
03.PT2943	409

Index according to item no.

Item no.	Page
03.PT2944	409
03.PT2945	409
03.PT2946	409
03.PT2954	409
03.PT2955	409
03.PT3414	408
03.PT3415	408
03.PT3416	408
03.PT3416-1	408
03.PT3418	408
03.PT3425	408
03.PT3426	408
03.PT3426-1	408
03.PT509001	407
03.PT509002	407
03.PT509006	407
03.PT509201	407
03.PT704700	406
03.PT704740	406
03.PT704750	406
03.PT704800	406
03.WA098517	411
03.WA114223	411
03.WA200927	411
0310754ANT	284
0310754TRA	284
0312754ANT	284
0312754TRA	284
0315754ANT	284
0315754TRA	284
0320754ANT	284
0320754TRA	284
0325754ANT	284
0325754TRA	284
0340104ANT	284
0340604ANT	284
0340604SANT	284
0340804ANT	284
0340804SANT	284
0387W1500	302
03L06M50E	275
03L06M50P	275
03L06O50AP2	277
03L06R50E	276
03L06R50P	276
03L06V24M40	273
03L06V24M65	273
03L06V24R40	273
03L06V24R65	273
03L09M27-65D	279
03L09M50D	275
03L09M50E	275
03L09M50P	275
03L09M50SEND	278
03L09O50AP2	277
03L09O50AP2D	277
03L09O50SEND	278
03L09R27-65D	279
03L09R50D	276
03L09R50E	276
03L09R50P	276
03L09R50SEND	278
03L09V24M40	273
03L09V24M65	273
03L09V24R40	273
03L09V24R65	273
03L11M27-65D	279
03L11M50D	275
03L11M50E	275

Item no.	Page
03L11M50P	275
03L11M50SEND	278
03L11O50AP2	277
03L11O50AP2D	277
03L11O50SEND	278
03L11R27-65D	279
03L11R50D	276
03L11R50E	276
03L11R50P	276
03L11R50SEND	278
03L11V24M40	273
03L11V24M65	273
03L11V24R40	273
03L11V24R65	273
03L287144	281
03L287145	281
03L287146	281
03L287147	281
03L287284	281
03L287285	281
03L43SATML	272
03L43SATMR	272
03L43SATOL	272
03L43SATOR	272
03L43SATRL	272
03L43SATRR	272
03L61490	281
03L63M50GEL	280
03T5125.00	200
03T512501-50	201
03T512501-75	201
03T512502-50	201
03T512502-75	201
03T512503-50	201
03T512503-75	201
03T512504-50	201
03T512504-75	201
03T512505-50	201
03T512505-75	201
03T512506-50	201
03T512506-75	201
03T512507-50	200
03T512507-75	200
03T5150.00	202
03T515001-50	203
03T515001-75	203
03T515002-50	203
03T515002-75	203
03T515003-50	203
03T515003-75	203
03T515004-50	203
03T515004-75	203
03T515005-50	203
03T515005-75	203
03T515006-50	203
03T515006-75	203
03T515007-50	202
03T515007-75	202
03T5175.00	204
03T517501-50	205
03T517501-75	205
03T517502-50	205
03T517502-75	205
03T517503-50	205
03T517503-75	205
03T517504-50	205
03T517504-75	205
03T517505-50	205
03T517505-75	205

Item no.	Page
03T517506-50	205
03T517506-75	205
03T517507-50	204
03T517507-75	204
04.01.0913	500
04.01.119	531
04.01.2013	500
04.01.219	531
04.01.3513	501
04.013.81	529
04.02.0913	500
04.02.2013	500
04.03.0913	500
04.03.2013	501
04.03.3513	501
04.040.013	89
04.044.81	529
04.053.013	200, 204, 472, 473, 480
04.06.3513	501
04.060.013	89, 202, 523
04.060.014	523
04.060.015	523
04.090.013	89, 184 - 185, 187, 523 - 524
04.090.014	187, 523 - 524
04.090.015	523 - 524
04.10.04V	477
04.10.05V	476
04.10.05V-1	392
04.10.07V	477
04.105	502
04.105.125	492 - 493, 502
04.105.205	492, 495, 502
04.105.50	502
04.105.BH	492
04.105.C01	493
04.105.C02	493
04.105.CM01	493 - 495
04.105.CM02	493
04.105.MAA	493, 495
04.105.MC125	492
04.105.MKC125	492
04.105.TAA	493
04.105C	492 - 493
04.105M125	502
04.105MK125	502
04.106	522
04.106.001	522
04.109	186, 522
04.109.001	522
04.11.01	472
04.11.04	472
04.11.1054	506
04.11.1058	507
04.11.1063	506
04.11.1067	507
04.11.1072	506
04.11.1076	507
04.11.1081	506
04.11.1085	507
04.11.1099	506
04.11.1103	507
04.11.1108	506
04.11.1112	507
04.110	502
04.110.125	494 - 495, 502
04.110.CM	491, 494 - 495
04.1100LG	472
04.110M125	502
04.112	522

Item no.	Page
04.112.04	531
04.112.05	531
04.112.06	531
04.113.20	529
04.113.21	529
04.113.22	529
04.113.23	529
04.116.09	473
04.116LG	473
04.117	186, 522
04.118	186, 522
04.118.002	489
04.118.003	489
04.118.023	524
04.118.023/1	525
04.118.024	524
04.118.024/1	525
04.118.026	525
04.118.026/1	525
04.118.05	489
04.118.600	489
04.118.601	489
04.118.607	489
04.118.608	489
04.118.609	489
04.119	522
04.12.01	479
04.12.02	479
04.12.04V	482
04.12.05V	482
04.12.1207	509
04.12.1208	509
04.12.1211	509
04.12.1212	509
04.12.1215	509
04.12.1216	509
04.12.19V	483
04.12.23V	483
04.12.26V	181
04.12.27V	181
04.12.28V	484
04.12.29V	484
04.12.80	485
04.12.81	485
04.12.82	485
04.12.83	485
04.12.859-1M	482
04.12.859-2M	482
04.12.935M	483
04.12.995M	484
04.122	183
04.13001150	499
04.130276.65	528
04.130276.66	528
04.130276.67	528
04.130276.68	528
04.144.20	529
04.144.22	529
04.144.23	529
04.144.24	529
04.144.28	529
04.144.29	529
04.15.01	479
04.15.02	479
04.15.14V	486
04.15.22V	487
04.15.24V	487
04.15.33V	487
04.15.41V	487

Item no.	Page
04.15.43V	486
04.15.859M	486
04.154.070	530
04.154.070FB	530
04.154.093	530
04.154.093FB	530
04.154.120	530
04.154.120FB	530
04.155.050	530
04.155.050FB	530
04.155.070	530
04.155.070FB	530
04.155.093	530
04.155.093FB	530
04.155.120	530
04.155.120FB	530
04.155.2Schloß	129
04.156.093	530
04.156.093FB	530
04.156.120	530
04.156.120FB	530
04.158.093	530
04.158.093FB	530
04.158.120	530
04.158.120FB	530
04.180.C01	494 - 495
04.180.C02	495
04.180.C03	494
04.180.C04	494
04.180.C05	494
04.180.C06	495
04.180.C07	495
04.18-1001	505
04.18-1003	505
04.18-1005	505
04.18-1007	505
04.18-1009	505
04.18-1011	505
04.18-1013	505
04.18-1015	505
04.18-1016	505
04.18-1017	505
04.18-1018	505
04.18-1019	505
04.188.002	522
04.18-89S25	505
04.18-89S40	505
04.18-89S60	505
04.20.01	479
04.20.02	479
04.200.140	534
04.200.92V10	534
04.200.92V18	534
04.200.94	534
04.250.20	244
04.250.30	244
04.250.35	244
04.254.120	535
04.254.120FB	535
04.254.12H10	535
04.254.12H12	535
04.254.160	535
04.254.160FB	535
04.254.16H10	535
04.254.16H12	535
04.255.120	535
04.255.120FB	535
04.255.12H10	535
04.255.12H12	535

Item no.	Page
04.255.160	535
04.255.160FB	535
04.255.16H10	535
04.255.16H12	535
04.256.120	535
04.256.120FB	535
04.256.12H10	535
04.256.12H12	535
04.256.160	535
04.256.160FB	535
04.256.16H10	535
04.256.16H12	535
04.413.20	529
04.413.210	529
04.413.22	529
04.413.23	529
04.413.24	529
04.413.25	529
04.413.27	529
04.48.84	509
04.48.85	509
04.48.86	509
04.48.87	509
04.50.37.2	513
04.50.37LW	513
04.512.01	481
04.512.03	480
04.512.04	481
04.512.05	480
04.512.20	479
04.512.30	479
04.512M	480
04.515.20	479
04.515.30	479
04.530.01	491
04.530.02	491
04.680.01	491
04.680.02	491
04.680.10	491
04.680.C125	491
04.680.PA	491, 495
04.900.01	508
04.900.02	508
04.900.03	508
04.900.04	508
04.900.10	508
04.900.11	508
04.900.12	508
04.900.13	508
04.980.01	490
04.980.02	490
04.980.03	491
04.980.04	491
04.980.30	490
04.FA.4	499
04.FA.5	499
04.FAM.142	499
04.FAM.180	499
04.FAM.84	499
04.IP001	512
04.KA51S	527
04.KA51V	527
04.KA52S	527
04.KA52V	527
04.KA53S	527
04.KA53V	527
04.KK454120	307
04.KK454121	307
04.KK454122	307

Index according to item no.

Item no.	Page
04.KK454123	307
04.KK457500	306
04.KK457510	306
04.KK457520	306
04.KK457550	306
04.KWBM125	231
04.KWBM200	231
04.MAG100/30	494
04.RC.01	488
04.RC.02	488
04.SB.4	499
04.SB.5	499
04.SBFA.M	499
04.SBM.142	499
04.SBM.180	499
04.SBM.84	499
04.STM.106	498
04.STM.52	498
04.STM.70	498
04.STM.84	498
04.STS.2	498
04.STS.9	498
04155093G	533
04155093G-1	533
04155093G-2	533
04155120G	533
04155120G-1	533
04155120G-2	533
04156093G	533
04156093G-1	533
04156093G-2	533
04156120G	533
04156120G-1	533
04156120G-2	533
04158093G	533
04158120G	533
04255120G	533
04255160G	533
04256120G	533
04256160G	533
04MB100	449
04ML100	449
04MLF100	449
04S155093	532
04S155093-1	532
04S155120	532
04S155120-1	532
04S156093	532
04S156093-1	532
04S156120	532
04S156120-1	532
04S158093	532
04S158120	532
04S255120	532
04S255160	532
04ST500L80	448
04ST500LF80	448
04ST736B125	448
04ST736B80	448
04ST736L125	448
04ST736L80	448
04ST736LF125	448
04ST736LF80	448
04SWEB125	448 - 449
04SWEL125	448 - 449
04SWELF125	448 - 449
04WB200	449
04WL200	449
04WLF200	449

Item no.	Page
05.10.02	503
05.10.03	503
05.10.04	503
05.10.05	503
05.10.10	503
05.10.11	503
05.10.12	503
05.18083	546
05.18084	546
05.18085	546
05.18086	546
05.18103	546
05.18104	546
05.18105	546
05.18106	546
05.18123	546
05.18124	546
05.18125	546
05.18126	546
05.18163	546
05.18164	546
05.18165	546
05.18166	546
05.20101-50	553
05.20102-50	553
05.20121-50	553
05.20122-50	553
05.20201-50	553
05.20202-50	553
05.20221-50	553
05.20222-50	553
05.30301-K	551
05.30302-K	551
05.30303-K	551
05.31070	550
05.31071	550
05.31072	550
05.31073	550
05.31080	550
05.31081	550
05.31082	550
05.31083	550
05.31090	550
05.31091	550
05.31092	550
05.31093	550
05.31101.40	550
05.31101.50	550
05.31101.60	550
05.31101.80	550
05.31102.40	550
05.31102.50	550
05.31102.60	550
05.31102.80	550
05.31401.40	550
05.31401.50	550
05.31401.60	550
05.31401.80	550
05.31402.40	550
05.31402.50	550
05.31402.60	550
05.31402.80	550
05.31701.40	550
05.31701.50	550
05.31701.60	550
05.31701.80	550
05.31702.40	550
05.31702.50	550
05.31702.60	550
05.31702.80	550

Item no.	Page
05.3250.01	539
05.3250.02	539
05.3250.04	539
05.3250.22	539
05.3250.81	539
05.3250.82	539
05.3258.01	539
05.3258.02	539
05.3258.04	539
05.3258.22	539
05.3571.08	545
05.3571.18	545
05.3575.08	545
05.3576.08	545
05.402-K	553
05.50102-K	551
05.50103-K	551
05.50106-K	551
05.50107-K	551
05.50114-K	551
05.50115-K	551
05.50508.30	546
05.50508.40	546
05.50508.50	546
05.50508.60	546
05.50509.30	546
05.50509.40	546
05.50509.50	546
05.50509.60	546
05.50510.30	546
05.50510.40	546
05.50510.50	546
05.50510.60	546
05.50511.30	546
05.50511.40	546
05.50511.50	546
05.50511.60	546
05.50512.30	546
05.50512.40	546
05.50512.50	546
05.50512.60	546
05.50513.30	546
05.50513.40	546
05.50513.50	546
05.50513.60	546
05.50516.30	546
05.50516.40	546
05.50516.50	546
05.50516.60	546
05.50517.30	546
05.50517.40	546
05.50517.50	546
05.50517.60	546
05.60101-50	552
05.60102-50	552
05.60121-50	552
05.60122-50	552
05.7540.01	545
05.7540.11	545
05.7545.01	545
05.93.32	542
05.93.35	542
05.94.30	542
05.94.31	542
05.94.33	542
05.94.34	542
05.94.36	540
05.94.37	540
05.94.38	541
05.94.39	541

Item no.	Page
05.94.40	540
05.94.41	540
05.94.42	540
05.94.43	541
05.94.44	541
05.95.01	543
05.95.02	543
05.95.03	543
05.95.04	543
05.95.05	543
05.95.06	543
05.96.01	180, 538
05.96.02	538
05.96.03	538
05.96.04	538
05.96.05	538
05.96.06	538
05.96.07	544
05.96.08	544
05.96.09	392, 544
05.96.10	544
05.96.12	538
05.96.13	538
05.96.14	538
05.96.17	538
05.96.18	538
05.96.19	544
05.96.20	544
05.96.21	544
05.96.22	544
05.96.23	544
05.96.24	544
05.96.25	544
05.96.26	544
05.96.27	544
05.96.28	544
05.96.29	544
05.96.30	544
05.96.31	544
05.96.34	544
05.96.35	544
05.96.36	538
05.96.37	538
05.96.38	538
05.96.39	538
05.96.40	538
05.96.41	538
05.96.42	538
05.96.43	538
05.96.44	538
05.96.45	538
05.B4-40102-K	551
05.B4-40103-K	551
05.B4-40106-K	551
05.BM.101	304
05.BM.101-2	304
05.BM.102	304
05.BM.102-2	304
05.BM.103	304
05.BM.104	304
05.DLR-AFKLV	555 - 556
05.HZA17307EX	547
05.HZA17310EX	547
05.HZA17607DA	547
05.HZA17610DA	547
05.HZA201213KR	555
05.HZA202413KR	555
05.HZA20307EX	547
05.HZA20310EX	547

Item no.	Page
05.HZA20410XM	548
05.HZA20413XM	548
05.HZA20510S	554
05.HZA20510XM	548
05.HZA20513S	554
05.HZA20513XM	548
05.HZA20607DA	547
05.HZA20610DA	547
05.HZA20610XM	548
05.HZA20613XM	548
05.HZA23307EX	547
05.HZA23310EX	547
05.HZA23607DA	547
05.HZA23610DA	547
05.HZA25410XM	548
05.HZA25413XM	548
05.HZA25510XM	548
05.HZA25513XM	548
05.HZA25610XM	548
05.HZA25613XM	548
05.HZA27307EX	547
05.HZA27310EX	547
05.HZA27607DA	547
05.HZA27610DA	547
05.HZA30410XM	548
05.HZA30413XM	548
05.HZA30510XM	548
05.HZA30513XM	548
05.HZA30610XM	548
05.HZA30613XM	548
05.HZE20410AXL	549
05.HZE20413AXL	549
05.HZE20510AXL	549
05.HZE20513AXL	549
05.HZE25410AXL	549
05.HZE25413AXL	549
05.HZE25510AXL	549
05.HZE25513AXL	549
05.HZE30410AXL	549
05.HZE30413AXL	549
05.HZE30510AXL	549
05.HZE30513AXL	549
05.HZG171213KR	556
05.HZG17307EX	547
05.HZG17310EX	547
05.HZG17607DA	547
05.HZG17610DA	547
05.HZG201213KR	555
05.HZG202413KR	555
05.HZG20307EX	547
05.HZG20310EX	547
05.HZG20410XM	548
05.HZG20413XM	548
05.HZG20510S	554
05.HZG20510XM	548
05.HZG20513S	554
05.HZG20513XM	548
05.HZG20607DA	547
05.HZG20610DA	547
05.HZG20610XM	548
05.HZG20613XM	548
05.HZG23307EX	547
05.HZG23310EX	547
05.HZG23607DA	547
05.HZG23610DA	547
05.HZG25410XM	548
05.HZG25413XM	548
05.HZG25510XM	548
05.HZG25513XM	548
05.HZG25610XM	548

Item no.	Page
05.HZG25613XM	548
05.HZG27307EX	547
05.HZG27310EX	547
05.HZG27607DA	547
05.HZG27610DA	547
05.HZG30410XM	548
05.HZG30413XM	548
05.HZG30510XM	548
05.HZG30513XM	548
05.HZG30610XM	548
05.HZG30613XM	548
05.HZGRÜ1240	556
05.HZGRÜ1410	556
05.HZGTW1240	556
05.KR13120GE	555
05.KR13240GE	555
05.Z505100	554
05.Z505130	554
05.ZW45	548 - 549
05.ZW46	548 - 549
0500	92
0500M125	476
0512	92
0513	92
0515	92
0550	92
0550M125	476
0560	92
0560M125	476
0570	92
0570M125	476
0580	92
0580M125	476
0590	92
0590M125	476
06.01.230	562
06.01.231	562
06.01.240	562
06.01.241	562
06.01.330	562
06.01.331	562
06.01.340	562
06.01.341	562
06.01.430	562
06.01.431	562
06.01.440	562
06.01.441	562
06.01.530	562
06.01.531	562
06.010.F020	561
06.010.F030	561
06.010.F040	561
06.02.230	563
06.02.231	563
06.02.240	563
06.02.241	563
06.02.330	563
06.02.331	563
06.02.340	563
06.02.341	563
06.02.430	563
06.02.431	563
06.02.440	563
06.02.441	563
06.02.530	563
06.02.531	563
06.03.230	564
06.03.231	564
06.03.240	564

Index according to item no.

Item no.	Page
06.03.241	564
06.03.330	564
06.03.331	564
06.03.340	564
06.03.341	564
06.03.430	564
06.03.431	564
06.03.440	564
06.03.441	564
06.03.530	564
06.03.531	564
06.04.230	568
06.04.231	568
06.04.240	568
06.04.241	568
06.04.330	568
06.04.331	568
06.04.340	568
06.04.341	568
06.05.2230	565
06.05.2231	565
06.05.2240	565
06.05.2241	565
06.05.2330	565
06.05.2331	565
06.05.2340	565
06.05.2341	565
06.05.2430	565
06.05.2431	565
06.05.2440	565
06.05.2441	565
06.05.3230	565
06.05.3231	565
06.05.3240	565
06.05.3241	565
06.05.3330	565
06.05.3331	565
06.05.3340	565
06.05.3341	565
06.05.3430	565
06.05.3431	565
06.05.4230	566
06.05.4231	566
06.05.4240	566
06.05.4241	566
06.05.4330	566
06.05.4331	566
06.05.4340	566
06.05.4341	566
06.05.4430	566
06.05.4431	566
06.05.5230	566
06.05.5231	566
06.05.5240	566
06.05.5241	566
06.05.5330	566
06.05.5331	566
06.05.5340	566
06.05.5341	566
06.05.5430	566
06.05.5431	566
06.055.F020	561
06.055.F030	561
06.055.F040	561
06.112.001	569
06.112.002	569
06.112.140	569
06.112.142	569
06.112.150	569
06.112.240	569
06.112.242	569
06.112.250	569
06.112.340	569
06.112.342	569
06.112.350	569
06.112.440	569
06.112.442	569
06.50.000	560
06.50.010	560
06.51.000	560
06.51.010	560
06.52.000	560
06.52.010	560
06.80.331	567
06.80.332	567
06.80.333	567
06.80.334	567
06.80.341	567
06.80.342	567
06.80.343	567
06.80.431	567
06.80.432	567
06.80.433	567
06.80.434	567
06.80.441	567
06.80.442	567
06.80.443	567
06.80.531	567
06.80.532	567
06.80.533	567
06.80.534	567
06.80.541	567
06.80.542	567
06.80.543	567
06.85.331	567
06.85.332	567
06.85.333	567
06.85.334	567
06.85.341	567
06.85.342	567
06.85.343	567
06.85.431	567
06.85.432	567
06.85.433	567
06.85.434	567
06.85.441	567
06.85.442	567
06.85.443	567
06.85.50	560
06.85.51	560
06.85.52	560
06.85.531	567
06.85.532	567
06.85.533	567
06.85.534	567
06.85.541	567
06.85.542	567
06.85.543	567
07.00.19	253, 369
07.00.20	374
07.00.21	374
07.00.25	374
07.00.26	374
07.00.30	303, 392
07.00.40	372
07.00.41	372
07.00.42	372
07.00.43	372
07.00.45	372
07.10.15	371
07.10.15.10.96	365
07.10.15KHV	371
07.10.70	372
07.10.70EHV	372
07.10.70KHV	372
07.10.72	373
07.10.72KHV	373
07.10.75	372
07.10.75EHV	372
07.10.75KHV	372
07.15.15	371
07.15.15KHV	371
07.15.72	373
07.15.72KHV	373
07.18.00	375
07.18.01	309, 327, 375
07.18.02	375
07.18.03	309, 375
07.18.04	309, 375
07.20.15/40	365
07.2016	309
07.2017	309
07.2018	309
07.2019	309
07.2020	309
07.2021	309
07.2022	309
07.2031	309
07.2032	309
07.2036	303, 309
07.23107	410
07.23110	410
07.23112	410
07.24.91	375
07.25.25	374
07.25.33	285, 374
07.25.35	285, 374
07.25.90	375
07.25607	410
07.25610	410
07.25612	410
07.25716	410
07.26.91	375
07.26207N	410
07.26210N	410
07.26212N	410
07.26216N	410
07.26218N	410
07.26407	410
07.26410	410
07.26412	410
07.26416	410
07.27.90	375
07.28.91	375
07.29.91	375
07.30.15	373
07.30.15EHV	373
07.30.15KHV	373
07.30.20	369
07.30.21	369
07.30.25	369
07.30.26	369
07.30.90	375
07.35110	410
07.35112	410
07.35116	410
07.35118	410
07.35120	410
07.40.00	376

Item no.	Page
07.40.01	376
07.40.016	385, 392, 396
07.40.02	376
07.40.03	385, 396
07.40.04	385, 396
07.40.06	376, 392, 396
07.40.07	376, 392, 396
07.45.21	296
07.45.22	296
07.45.26	396
07.5037	308
07.51.85	519
07.51.86	519
07.51.87	519
07.55.75	519
07.55.95	519
07.55107	410
07.55110	410
07.55112	410
07.58.10	496
07.58.10-1	193
07.58.12	497
07.58.14	496
07.58.16	497
07.58.17	496
07.58.18	497
07.58.19	497
07.58.20	496
07.58.22	193, 496
07.59.75	519
07.59.95	519
07.60.01	363
07.60.02	363
07.60.03	363
07.60.10	363
07.60.10.40	362
07.60.10.50	362
07.60.10.60	362
07.60.100	362
07.60.11	363
07.60.12	363
07.60.15.40	362
07.60.15.50	362
07.60.15.60	362
07.60.150	362
07.60.31	285
07.60.32	285
07.60.33	285
07.60.34	285
07.60.40	363
07.60.42	363
07.60.44	363
07.60.46	363
07.60.48	363
07.60.70	362
07.60.71	362
07.60.90	362
07.60.91	362
07.60.92	362
07.60.93	362
07.60.94	362
07.60.95	362
07.61.100	362
07.61.150	362
07.61.70	362
07.75.10	370
07.75.10EHV	370
07.75.10KHV	370
07.75.15	364, 370
07.75.15EHV	370
07.75.15KHV	370
07.75.17	364
07.75.25EHV	374
07.75.25KHV	374
07.75.35	369
07.75.35KHV	369
07.75.41	374
07.75.41EHV	374
07.75.41KHV	374
07.75.46	369
07.75.46KHV	369
07.75.55	368
07.75.55KHV	368
07.75.96	368
07.75.96KHV	368
07.81.02	327
07.8109.32	329
07.8109.32E	329
07.8109.32H	329
07.8109.32M	329
07.8109.34	329
07.8109.34E	329
07.8109.34H	329
07.8109.34M	329
07.8109.62	325
07.8109.62E	325
07.8109.62H	325
07.8109.62M	325
07.8109.64	325
07.8109.64E	325
07.8109.64H	325
07.8109.64M	325
07.8109.72	325
07.8109.72E	325
07.8109.72H	325
07.8109.72M	325
07.8109.74	325
07.8109.74E	325
07.8109.74H	325
07.8109.74M	325
07.8110.32	329
07.8110.32E	329
07.8110.32H	329
07.8110.32M	329
07.8110.34	329
07.8110.34E	329
07.8110.34H	329
07.8110.34M	329
07.8110.62	325
07.8110.62E	325
07.8110.62H	325
07.8110.62M	325
07.8110.64	325
07.8110.64E	325
07.8110.64H	325
07.8110.64M	325
07.8110.72	325
07.8110.72E	325
07.8110.72H	325
07.8110.72M	325
07.8110.74	325
07.8110.74E	325
07.8110.74H	325
07.8110.74M	325
07.8114.32	329
07.8114.32E	329
07.8114.32H	329
07.8114.32M	329
07.8114.34	329
07.8114.34E	329
07.8114.34H	329
07.8114.34M	329
07.8114.62	325
07.8114.62E	325
07.8114.62H	325
07.8114.62M	325
07.8114.64	325
07.8114.64E	325
07.8114.64H	325
07.8114.64M	325
07.8114.72	325
07.8114.72E	325
07.8114.72H	325
07.8114.72M	325
07.8114.74	325
07.8114.74E	325
07.8114.74H	325
07.8114.74M	325
07.8115.32	329
07.8115.32E	329
07.8115.32H	329
07.8115.32M	329
07.8115.34	329
07.8115.34E	329
07.8115.34H	329
07.8115.34M	329
07.8115.62	325
07.8115.62E	325
07.8115.62H	325
07.8115.62M	325
07.8115.64	325
07.8115.64E	325
07.8115.64H	325
07.8115.64M	325
07.8115.72	325
07.8115.72E	325
07.8115.72H	325
07.8115.72M	325
07.8115.74	325
07.8115.74E	325
07.8115.74H	325
07.8115.74M	325
07.8130.25	331
07.8130.25E	331
07.8130.25H	331
07.8130.25M	331
07.8130.40	331
07.8130.40E	331
07.8130.40H	331
07.8130.40M	331
07.8140.25	331
07.8140.25E	331
07.8140.25H	331
07.8140.25M	331
07.8140.40	331
07.8140.40E	331
07.8140.40H	331
07.8140.40M	331
07.8175.25	331
07.8175.25E	331
07.8175.25H	331
07.8175.25M	331
07.8175.40	331
07.8175.40E	331
07.8175.40H	331
07.8175.40M	331
07.8310.01	516

Index according to item no.

Item no.	Page
07.8310.02	516
07.8310.03	516
07.8310.04	517
07.8310.05	517
07.8310.06	517
07.8310.07	517
07.8310.50	516
07.8310.811	515
07.8310.821	515
07.8310.912	515
07.8310.922	515
07.8410.112	324
07.8410.122	324
07.8410.511	324
07.8410.521	324
07.8410.811	324
07.8410.821	324
07.8410.912	324
07.8410.922	324
07.8415.112	324
07.8415.122	324
07.8415.511	324
07.8415.521	324
07.8415.811	324
07.8415.821	324
07.8415.912	324
07.8415.922	324
07.861.01	269
07.861.01-1	264, 352
07.861.02	264
07.861.03	264
07.861.03-1	264
07.861.04	243, 264
07.861.05	243, 264
07.861.06	243, 264
07.861.07	243, 246 - 247, 264
07.861.08	243, 246 - 247, 264
07.861.09	243
07.861.10	265
07.861.10.10	262
07.861.10.11	262
07.861.10.12	263
07.861.10.13	263
07.861.10.14	490
07.861.11	243, 265
07.861.1101	264
07.861.12	243, 246 - 247, 265
07.861.13	265
07.861.1301	264
07.861.1302	263
07.861.14	243, 246 - 247, 265
07.861.15	243, 246 - 247, 265
07.861.15.10	262, 352
07.861.15.11	262
07.861.15.12	263
07.861.15.13	263
07.861.16	243, 246 - 247, 265
07.861.1801	264
07.861.1802	263
07.861.19	246 - 247, 264
07.861.20.10	262
07.861.20.11	262
07.861.20.12	263
07.861.20.13	263
07.861.801	264
07.861.802	263
07.8610.300	329
07.8610.400	329
07.8614.300	329
07.8614.400	329
07.8615.300	329
07.8615.400	329
07.8650.300	329
07.8650.400	329
07.8690.300	329
07.8690.400	329
07.8710.300	329
07.8710.400	329
07.8714.300	329
07.8714.400	329
07.8715.300	329
07.8715.400	329
07.8750.300	329
07.8750.400	329
07.8790.300	329
07.8790.400	329
07.8830.300	326
07.8830.400	326
07.8840.400	326
07.89.06	303
07.89.07	327
07.89.08	327
07.89.09	303
07.89.10	326
07.89.11	285
07.89.12	285
07.89.15	269
07.89.16	326
07.89.17	326
07.89.18	270
07.89.19	270
07.89.23	270
07.89.24	270
07.89.33	296, 498
07.89.34	296, 498
07.89.35	296, 498
07.89.36	296, 498
07.89.37	268
07.89.40	326
07.89.41	326
07.89.42	326
07.89.43	326
07.89/125.23	270
07.89/125.24	270
07.8904.300	327
07.8904.400	327
07.8907.350	270
07.8910.1	259, 327, 351
07.8910.2	327
07.8910.350	270
07.8912.1	259, 351
07.8912.350	270
07.8915.1	259, 327, 351 - 352
07.8915.2	327
07.8915.350	270
07.8917.1	259
07.8920.1	259, 351
07.8930	271
07.8931	271
07.8933	271
07.8934	271
07.899.00	322
07.899.01	322
07.899.02	323
07.899.03	323
07.899.04	322
07.899.05	322
07.899.06	323
07.899.07	323
07.89BTR10-0	270
07.89BTR12-0	270
07.89BTR15-0	270
07.98.01	266
07.98.02	266, 352
07.98.03	267, 377
07.98.04	266, 377, 396
07.98.05	267, 377, 396
07.98.06	267, 377
07.98.07	267, 377
07.98.08	267, 352, 377
07.98.09	268, 396
07.98.10	268, 392, 396
07.98.11	268, 352
07.98.12	268, 396
07.98.13	266
07.98.14	268
07.98.20	490
07.98.SA	266
07.E1060.30	603
07.E1075.30	603
07.E1090.30	603
07.E12560.30	603
07.E12575.30	603
07.E12590.30	603
07.E1275.30	603
07.E1560.30	603
07.E1575.30	424 - 425, 603
07.E1590.30	424 - 425, 603
07.E2060.30	603
07.E2075.30	424 - 425, 603
07.E2090.30	424 - 425, 603
07.E2575.30	603
07.E8175.30	603
07.M1060.28	603
07.M1075.28	603
07.M1090.28	603
07.M12560.28	339, 603
07.M12575.28	339, 603
07.M12575.40	383
07.M12575.50	383
07.M12590.28	603
07.M1275.28	603
07.M1560.28	339, 347, 603
07.M1575.28	339, 347, 603
07.M1575.40	383, 389
07.M1575.50	383, 389
07.M1590.28	347, 603
07.M1590.40	389
07.M1590.50	389
07.M2060.28	339, 347, 603
07.M2075.28	339, 347, 603
07.M2075.40	383, 389
07.M2075.50	383, 389
07.M2090.28	347, 603
07.M2090.40	389
07.M2090.50	389
07.M2575.28	603
07.M8175.28	603
0700	98
071000201	299
071000202	299
071000203	299
071000204	299
071000205	299
0712	98
071210201	299
071210202	299
071210203	299

Item no.	Page
071210204	299
071210205	299
0713	98
0715	98
072000201	299
072000202	299
072000203	299
072000204	299
072000205	299
072120201	299
072120202	299
072120203	299
072120204	299
072120205	299
072170201	299
072170202	299
072170203	299
072170204	299
072170205	299
072750201	299
072750202	299
072750203	299
072750204	299
072750205	299
074000201	298
074000202	298
074000203	298
074000204	298
074000205	298
074210201	298
074210202	298
074210203	298
074210204	298
074210205	298
0750	98
075000201	298
075000202	298
075000203	298
075000204	298
075000205	298
075120201	298
075120202	298
075120203	298
075120204	298
075120205	298
075170201	298
075170202	298
075170203	298
075170204	298
075170205	298
075750201	298
075750202	298
075750203	298
075750204	298
075750205	298
0760	98
0770	98
077000201	298
077000202	298
077000203	298
077000204	298
077000205	298
0780	98
078000201	298
078000202	298
078000203	298
078000204	298
078000205	298
0790	98

Item no.	Page
08.711.0033	464
08.711.0098	464
08.711.0135	464
08.711.0136	464
08.711.0180	464
08.711.1012	465
08.711.1024	465
08.711.2022	465
08.711.5027	465
08.711.6017	465
08.711.8024	465
08.781.2029	464
08.88.03	453
08.88.10	454
08.88.200	137, 460
08.88.201	137, 460
08.88.203	137, 461
08.88.204	137, 461
08.88.205	137, 461
08.88.206	137, 461
08.88.30	455
08.88.34	455
08.88.35	455
08.88.36	455
08.88.37	455
08.88.38	455
08.88.39	455
08.88.41	455
08.88.42	455
08.88.43	455
08.88.59	454
08.88.60	454
08.88.61	454
08.88.62	454
08.88.63	454
08.88.70	455
08.88.72	455
08.88.73	455, 459
08.88.74	455
08.88.75	455
08.88.76	455
08.88.77	455, 459
08.88.79	455
08.88.81	455
08.88.89	455, 459
08.88.90-1	451
08.88.91	454
08.88.92	453
08.88.93	453
08.88.FLGSE	454, 458
08.89.03	458
08.89.10	458
08.89.200	462
08.89.201	462
08.89.202	462
08.89.203	462
08.89.204	462
08.89.205	462
08.89.207	463
08.89.208	463
08.89.209	463
08.89.210	463
08.89.211	463
08.89.212	463
08.89.303-1	451
08.89.50	455, 459
08.89.51	455, 459
08.89.59	458
08.89.60	458
08.89.61	458

Item no.	Page
08.89.62	458
08.89.63	458
08.89.70	459
08.89.71	458
08.89.72	459
08.89.74	459
08.89.75	459
08.89.76	459
08.89.79	459
08.89.81	459
08.89.88	458
08.89.90-1	451
08.89.91	457
08.89.92	457
08.89.92-1	451
08.89.93	457
08.90.01	136, 460
08.90.02	136, 460
08.90.03	136, 460
08.90.10	136, 460
08.90.11	136, 460
08.90.45.60	136
08.90.60.60	136
08.90.90.60	136
100/0213V10	110
100/1231V10	110
100/2141V10	110
100/22510V10	110
100/4221V10	110
100/4311V10	110
1000	106
1012	106
1013	106
1015	106
1050	106
1060	106
1070	106
1080	106
1090	106
110BLH100	97
110BLH150	97
110BLH50	97
110BLH75	97
111	97
112BLH100	97
112BLH50	97
112BLH75	97
113/0323V10	111
113/2223V10	111
113/22331V10	111
113/2423V10	111
113/3331V10	111
113/42511V10	111
113BLH100	97
113BLH150	97
113BLH200	97
113BLH50	97
113BLH75	97
114BLH100	97
114BLH150	97
114BLH50	97
114BLH75	97
115/0044V10	112
115/0921V10	112
115/2224V10	112
115/24321V10	112
115/34231V10	112
115/42611V10	112
115BLH100	97

Index according to item no.

Item no.	Page
115BLH150	97
115BLH200	97
115BLH75	97
116BLH100	97
116BLH150	97
116BLH200	97
116BLH50	97
116BLH75	97
117BLH100	97
117BLH150	97
117BLH200	97
117BLH50	97
117BLH75	97
119BLH100	97
119BLH50	97
119BLH75	97
120	122
128-1	485
128-3	485
128-7	485
130	105, 153
1300	114
1300/0222V18	117
1300/0900V18	117
1300/1122V18	117
1300/2131V18	117
1312	114
1313	114
1313/0120V18	118
1313/0323V18	118
1313/0640V18	118
1313/4141V18	118
1315	114
132BLH100	105, 153
132BLH50	105, 153
132BLH75	105, 153
134BLH100	105, 153
134BLH50	105, 153
134BLH75	105, 153
135BLH100	105, 153
135BLH150	105, 153
135BLH200	105, 153
135BLH50	105, 153
135BLH75	105, 153
1380	114
1380/0221V18	116
1380/0420V18	116
1380/0700V18	116
1380/2211V18	116
138BLH100	105, 153
138BLH150	105, 153
138BLH200	105, 153
138BLH50	105, 153
138BLH75	105, 153
1390	114
139BLH100	105, 153
139BLH150	105, 153
139BLH200	105, 153
139BLH50	105, 153
139BLH75	105, 153
140	122
144BLH100	105, 153
144BLH150	105, 153
144BLH200	105, 153
144BLH75	105, 153
146-130	73
146-130-075	73
146-132	73
146-132-075	73
146-135-100	73
146-135-150	73
146-135-200	73
146-135-75	73
146-137-100	73
146-137-150	73
146-137-200	73
146-137-75	73
146-139-100	73
146-139-150	73
146-139-200	73
146-139-75	73
146-140-100	73
146-140-150	73
146-140-200	73
146-140-75	73
146-141-100	73
146-141-150	73
146-141-200	73
146-141-75	73
146-142-100	73
146-142-150	73
146-142-200	73
146-142-75	73
147BLH100	105, 153
147BLH150	105, 153
147BLH200	105, 153
147BLH75	105, 153
149BLH100	105, 153
149BLH150	105, 153
149BLH200	105, 153
149BLH50	105, 153
149BLH75	105, 153
150	113, 155
153BLH100	113, 155
153BLH150	113, 155
153BLH200	113, 155
153BLH50	113, 155
153BLH75	113, 155
155BLH100	113, 155
155BLH150	113, 155
155BLH200	113, 155
155BLH75	113, 155
159BLH100	113, 155
159BLH50	113, 155
159BLH75	113, 155
160	122
161BLH100	113, 155
161BLH150	113, 155
161BLH200	113, 155
161BLH50	113, 155
161BLH75	113, 155
166BLH100	113, 155
166BLH150	113, 155
166BLH200	113, 155
166BLH75	113, 155
168-130	79
168-130-075	79
168-132	79, 459
168-132-075	79
168-136-100	79, 459
168-136-150	79, 459
168-136-200	79, 459
168-136-75	79
168-137-100	79
168-137-150	79
168-137-200	79
168-137-75	79
168-139-100	79, 459
168-139-150	79, 459
168-139-200	79, 459
168-139-75	79
168-144-100	79
168-144-150	79
168-144-200	79
168-144-75	79
168-145-100	79
168-145-150	79
168-145-200	79
168-145-75	79
168-146-100	79
168-146-150	79
168-146-200	79
168-146-75	79
170/0040V10	108
170/0320V10	108
170/0600V10	108
170/1112V10	108
170/2220V10	108
170/4210V10	108
170BLH100	113, 155
170BLH150	113, 155
170BLH200	113, 155
170BLH75	113, 155
171BLH100	113, 155
171BLH150	113, 155
171BLH200	113, 155
171BLH75	113, 155
172BLH100	113, 155
172BLH150	113, 155
172BLH200	113, 155
172BLH50	113, 155
172BLH75	113, 155
1741-07	301
1742-07	301
180/0221V10	109
180/2040V10	109
180/2121V10	109
180/22111V10	109
180/3211V10	109
180/4310V10	109
180BLH75	119
181BLH100	119
181BLH75	119
182BLH100	119
182BLH75	119
183BLH100	119
183BLH150	119
183BLH200	119
183BLH75	119
184BLH100	119
184BLH150	119
184BLH200	119
184BLH75	119
185BLH100	119
185BLH150	119
185BLH200	119
185BLH75	119
186	122
198-130	85
198-130-075	85
198-132	85
198-132-075	85
198-136-100	85
198-136-150	85
198-136-200	85
198-136-75	85
198-139-100	85

Item no.	Page
198-139-150	85
198-139-200	85
198-139-75	85
198-141-100	85
198-141-150	85
198-141-200	85
198-141-75	85
198-142-100	85
198-142-150	85
198-142-200	85
198-142-75	85
198-144-100	85
198-144-150	85
198-144-200	85
198-144-75	85
198-146-100	85
198-146-150	85
198-146-200	85
198-146-75	85
20.400.060	86
20.400.085	86
20.400.135	86
20.400.185	86
20.450.060	86
20.450.085	86
20.600.030	120
20.600.050	120
20.600.060	86
20.600.075	120
20.600.085	86
20.600.125	120
20.600.175	120
20.900.060	86
20.900.085	86
2140	415
2141	415
2142	415
2148	415
2149	415
2150	415
2151	415
2152	415
2153	415
2162	415
2163	415
2165	415
2166	415
2168	415
2475	415
2476	415
2494	415
2611	412
30.050.050	121
30.050.075	121
30.050.125	121
30.075.050	121
30.075.075	121
30.075.125	121
30.075.175	121
30.100.050	121
30.100.060	87
30.100.075	121
30.100.085	87
30.100.125	121
30.100.135	87
30.100.175	121
30.100.185	87
30.125.175	121
30.150.050	121

Item no.	Page
30.150.060	87
30.150.075	121
30.150.085	87
30.150.125	121
30.150.135	87
30.150.175	121
30.150.185	87
30.200.050	121
30.200.060	87
30.200.075	121
30.200.085	87
30.200.125	121
30.200.135	87
30.200.175	121
30.200.185	87
30.250.125	121
30.250.135	87
30.250.175	121
30.250.185	87
30.300.050	121
30.300.060	87
30.300.075	121
30.300.085	87
30.300.125	121
30.300.135	87
30.300.175	121
30.300.185	87
30.400.175	121
30.050.30	121
30.075.30	121
30.100.30	121
30.150.30	121
30.200.30	121
3360-01	301
3360-10	301
3361-01	301
3361-10	301
38.011	310, 355
38.020	310, 355
38.150	310, 355
38.300	310, 355
40.303	72
40.303-75	72
40.340	72
40.340-75	72
40.421	72
40.421-75	72
40.44010	72
40.44010-75	72
40.620	72
40.620-75	72
40.701	72
40.701-75	72
4100E160G	347
4100E175G	347
4100E190G	347
4100E260G	347
4100E275G	347
4100E290G	347
4100GE60AL	348
4100GE60AR	349
4100GE75AL	348
4100GE75AR	349
4100GE90AL	348
4100GE90AR	349
4100KL60AL	348
4100KL60AR	349
4100KL60G	346
4100KL75AL	348

Item no.	Page
4100KL75AR	349
4100KL75G	346
4100KL90AL	348
4100KL90AR	349
4100KL90G	346
4100KU60G	346
4100KU75G	346
4100KU90G	346
4125E160G	347
4125E175G	347
4125E190G	347
4125E260G	347
4125E275G	347
4125E290G	347
4125GE60AL	348
4125GE60AR	349
4125GE75AL	348
4125GE75AR	349
4125GE90AL	348
4125GE90AR	349
4125KL60AL	348
4125KL60AR	349
4125KL60G	346
4125KL75AL	348
4125KL75AR	349
4125KL75G	346
4125KL90AL	348
4125KL90AR	349
4125KL90G	346
4125KU60G	346
4125KU75G	346
4125KU90G	346
4150E160G	347
4150E175G	347
4150E190G	347
4150E260G	347
4150E275G	347
4150E290G	347
4150GE60AL	348
4150GE60AR	349
4150GE75AL	348
4150GE75AR	349
4150GE90AL	348
4150GE90AR	349
4150KL60AL	348
4150KL60AR	349
4150KL60G	346
4150KL75AL	348
4150KL75AR	349
4150KL75G	346
4150KL90AL	348
4150KL90AR	349
4150KL90G	346
4150KU60G	346
4150KU75G	346
4150KU90G	346
4200E160G	347
4200E175G	347
4200E190G	347
4200E260G	347
4200E275G	347
4200E290G	347
4200GE60AL	348
4200GE60AR	349
4200GE75AL	348
4200GE75AR	349
4200GE90AL	348
4200GE90AR	349
4200KL60AL	348

Index according to item no.

Item no.	Page
4200KL60AR	349
4200KL60G	346
4200KL75AL	348
4200KL75AR	349
4200KL75G	346
4200KL90AL	348
4200KL90AR	349
4200KL90G	346
4200KU60G	346
4200KU75G	346
4200KU90G	346
4322	413
4323	413
4324	413
4325	413
4328	413
4329	413
4330	413
4331	413
4345	412
4346	412
4348	412
4349	412
4351	413
4352	413
4354	413
4355	413
44.001	310, 355
44.011	310, 355
46.021	70
46.021-75	70
46.102	70
46.102-75	70
46.220	70
46.220-75	70
46.220M	468
46.2210	70
46.2210-75	70
46.301	70
46.301-75	70
46.301M	253
46.301M80	409
46.500	70
46.500-75	70
46.500M	471
48.022	71
48.022-75	71
48.140	71
48.140-75	71
48.21101	71
48.21101-75	71
48.420	71
48.420-75	71
48.501	71
48.501-75	71
4865	414
4866	414
4867	414
4868	414
4868-01	301
4868-03	301
4868-07	301
4868-23	301
4869	414
4869-01	301
4869-03	301
4869-07	301
4869-23	301
4870	414

Item no.	Page
48.700	71
48.700-75	71
4871	414
4872	414
4873	414
4874	414
4875	414
4876	414
4877	414
4878	414
4879	414
4881	414
4882	414
4883	414
4884	414
4885	414
4886	414
4887	414
4888	414
4889	414
4890	414
4891	414
4892	414
4893	414
4894	414
4895	414
4945-130	301
4945-131	301
4945-132	301
4C150-1	353
4C150-2	353
4C150-3	353
4C150-4	353
4C150-5	353
4C150-6	353
4C150-7	518
4C200-1	353
4C200-2	353
4C200-3	353
4C200-4	353
4C200-5	353
4C200-6	353
4C200-7	518
4F.150.75	388
4F.150.75-1	390
4F.150.75-2	390
4F.150.75-3	391
4F.150.75-4	391
4F.150.75BM	388
4F.150.90	388
4F.150.90-1	390
4F.150.90-2	390
4F.150.90-3	391
4F.150.90-4	391
4F.150.90BM	388
4F.200.75	388
4F.200.75-1	390
4F.200.75-2	390
4F.200.75-3	391
4F.200.75-4	391
4F.200.75BM	388
4F.200.90	388
4F.200.90-1	390
4F.200.90-2	390
4F.200.90-3	391
4F.200.90-4	391
4F.200.90BM	388
4M150KL75GB	518
4M200KL75GB	518

Item no.	Page
4XXXXX60BL	346
4XXXXX60TR	354
4XXXXX75BL	346
4XXXXX75TR	354
4XXXXX90BL	346
4XXXXX90TR	354
4XXXXXMB100	449
4XXXXXMBL100	344
4XXXXXML100	449
4XXXXXMLF100	449
4XXXXXMLL100	344
50.002.070	134
50.003.046	134
50.004.034	134
50.100.KTK1	135
50.100.KTK2	135
50.100.MP	134
50.500.MP	134
50.700.KTK1	135
50.700.KTK2	135
50.700.MP	134
500/0900V10	96
500/1222V10	96
500/1223V10	96
500/1231V10	96
500/3131V10	96
500/4302V10	96
50002070SE	134
50003046SE	134
50004034SE	134
51.002.070	134
51.003.046	134
51.004.034	134
51002070SE	134
51003046SE	134
51004034SE	134
52.075.075	135
52.150.075	135
52.150.150	135
520/1V	236
520/1VA-1	311, 355
52075075SE	135
52150075SE	135
52150150SE	135
53.005.264	120
53.005.315	120
53.005.394	120
53.010.126	120
53.010.156	120
53.010.214	120
53.020	310, 355
53.075.075.30	135
53.075.075.65	135
53.150	310, 355
53.150.075.30	135
53.150.075.65	135
53.150.150.30	135
53.150.150.65	135
53.300	310, 355
530.111V	311, 355
5307507530SE	135
5307507565SE	135
5315007530SE	135
5315007565SE	135
5315015030SE	135
5315015065SE	135
535/020V	311, 355
535/111V	236
535/300V	311

Item no.	Page
550/0002V10	94
550/0201V10	94
550/0400V10	94
550/1210V10	94
550/12200V10	94
550/3110V10	94
5507	300
5512	300
5551B	300
5551O	300
5551R	300
5567	300
56.01.30	172
56.01.40	172
56.01.50	172
56.02.25	172
56.02.30	172
56.02.40	172
56.02.50	172
56.02.60	172
56.03.30	172
56.03.40	172
56.03.50	172
5606	300
57.01.00	173
57.01.03	173
57.01.04	173
57.01.05	173
57.01.06	173
57.01.08	173
57.01.100	172
57.01.32	172
57.01.40	172
57.01.50	172
57.01.63	172
57.01.80	172
580.0111V86	178, 180
580/0001FL	245
580/0010.550V	245
580/0110/450V	245
580/0140V	245
580/0221V	246
580/0300.400V	245
580/0501V10	95
580/0700V	247
580/1222V10	95
580/2.0002V	245
580/2.0040V	245
580/2.0202V	245
580/2.0600V	245
580/2.1110V	245
580/22111V10	95
580/2600V10	95
580/32201V10	95
580/3410V10	95
5914	300
60.038.100VA	310, 354
60.038.150VA	310, 354
60.046.075VA	69, 200, 204, 354, 468, 472 - 473, 480
60.046.100VA	69, 200, 204, 310, 354, 468, 472 - 473, 480
60.046.100VA-75	69, 200, 204, 468, 472 - 473, 480
60.046.150VA	69, 200, 204, 310, 354, 468, 472 - 473, 480
60.046.150VA-75	69, 200, 204, 468, 472 - 473, 480
60.046.200VA	69, 200, 204, 468, 472 - 473, 480
60.046.200VA-75	69, 200, 204, 468, 472 - 473, 480
60.046.250VA	69, 200, 204, 468, 472 - 473, 480
60.046.250VA-75	69, 200, 204, 468, 472 - 473, 480
60.046.300VA	69, 200, 204, 468, 472 - 473, 480
60.046.300VA-75	69, 200, 204, 468, 472 - 473, 480
60.050.AZ VA	123
60.068.075VA	75, 202, 469
60.068.100 VA	523
60.068.100VA	75, 202, 469
60.068.100VA-75	75, 202, 469
60.068.150 VA	523
60.068.150VA	75, 202, 469
60.068.150VA-75	75, 202, 469
60.068.200 VA	523
60.068.200VA	75, 202, 469
60.068.200VA-75	75, 202, 469
60.068.250VA	75, 202, 469
60.068.250VA-75	75, 202, 469
60.068.300VA	75, 202, 469
60.068.300VA-75	75, 202, 469
60.070.AZ VA	123
60.095.100VA	183
60.098.075VA	81, 470
60.098.100VA	81, 184, 187, 470, 490, 523 - 524
60.098.100VA-75	81, 470
60.098.150VA	81, 184, 187, 470, 523 - 524
60.098.150VA-75	81, 470
60.098.200VA	81, 184, 187, 470, 523 - 524
60.098.200VA-75	81, 470
60.098.250VA	81, 470
60.098.250VA-75	81, 470
60.098.300VA	81, 470
60.098.300VA-75	81, 470
60.10.050V07	107, 154
60.10.075V10	107, 154
60.10.100V10	107, 154
60.10.100V18	107, 154
60.10.125V10	107, 154
60.10.125V18	107, 154
60.10.150V10	107, 154
60.10.150V18	107, 154
60.10.150V30	107
60.10.175V10	107, 154
60.10.175V18	107, 154
60.10.175V30	107
60.10.200V10	107, 154
60.10.200V18	107, 154
60.10.200V30	107
60.10.250V10	107, 154
60.10.250V18	107, 154
60.10.250V30	107
60.10.300V10	107, 154
60.10.300V18	107, 154
60.10.300V30	107
60.10.30V18CNC	107, 157
60.10.40V18CNC	107, 157
60.100.AZ VA	123
60.100.SC	94, 96, 100, 102, 104, 108, 110, 112, 116, 118
60.13.075V10	115
60.13.100V18	115
60.13.125V18	115
60.13.150V18	115
60.13.175V18	115
60.13.200V18	115
60.13.250V18	115
60.180.SC	94, 96, 100, 102, 104, 108, 110, 112, 116, 118
60.303	77
60.303-75	77
60.340	77
60.340-75	77
60.41011	77
60.41011-75	77
60.421	77
60.421-75	77
60.50.050V07	93, 206, 210, 212, 214, 220, 222, 224, 228, 238, 240, 311, 354, 476, 482 - 484
60.50.075V10	93, 206, 210, 212, 214, 220, 222, 224, 228, 238, 240, 476, 482 - 484
60.50.100V10	93, 206, 210, 212, 214, 220, 222, 224, 228, 238, 240, 311, 354, 476, 482 - 484
60.50.100V18	93
60.50.125V10	93, 206, 210, 212, 214, 220, 222, 224, 228, 238, 240, 476, 482 - 484
60.50.125V18	93
60.50.150V10	93, 206, 210, 212, 214, 220, 222, 224, 228, 238, 240, 311, 354, 476, 482 - 484
60.50.150V18	93
60.50.150V30	93
60.50.175V10	93, 206, 210, 212, 214, 220, 222, 224, 228, 238, 240, 476, 482 - 484
60.50.175V18	93
60.50.175V30	93
60.50.200V10	93, 206, 210, 212, 214, 220, 222, 224, 228, 238, 240, 311, 354, 476, 482 - 484
60.50.200V18	93
60.50.200V30	93
60.50.250V10	93, 206, 210, 212, 214, 220, 222, 224, 228, 238, 240, 476, 482 - 484
60.50.250V18	93
60.50.250V30	93
60.50.300V10	93, 206, 210, 212, 214, 220, 222, 224, 228, 238, 240, 476, 482 - 484
60.50.300V18	93
60.50.300V30	93
60.50.30V18CNC	93
60.50.40V18CNC	93
60.50.600ASL	123
60.620	77
60.620-75	77
60.70.050V07	99, 152, 208, 216, 218, 226, 486, 534
60.70.075V10	99, 152, 208, 216, 218, 226, 486, 534
60.70.100V10	99, 152, 208, 216, 218, 226, 486, 534
60.70.100V18	99, 152, 534
60.70.125V10	99, 152, 208, 216, 218, 226, 486, 534
60.70.125V18	99, 152, 534
60.70.150V10	99, 152, 208, 216, 218, 226, 486, 534
60.70.150V18	99, 152, 534
60.70.150V30	99
60.70.175V10	99, 152, 208, 216, 218, 226, 486, 534
60.70.175V18	99, 152, 534
60.70.175V30	99
60.70.200V10	99, 152, 208, 216, 218, 226, 486, 534
60.70.200V18	99, 152, 534
60.70.200V30	99

Index according to item no.

Item no.	Page
60.70.250V10	99, 152, 208, 216, 218, 226, 486, 534
60.70.250V18	99, 152, 534
60.70.250V30	99
60.70.300V10	99, 152, 208, 216, 218, 226, 486, 534
60.70.300V18	99, 152, 534
60.70.300V30	99
60.70.30V18CNC	99, 156, 534
60.70.40V18CNC	99, 156, 534
60.701	77
60.701-75	77
613.242	78
613.242-75	78
613.360	78
613.360-75	78
613.404	78
613.404-75	78
613.441	78
613.441-75	78
613.63300	78
613.63300-75	78
613.920	78
613.920-75	78
65.040.530	88, 468
65.046.530	73, 88
65.046.531	88
65.050.730	122, 476
65.051.731	122
65.060.530	88, 469
65.068.530	79, 88
65.068.531	88
65.070.730	122
65.071.731	122
65.090.530	88, 470
65.098.530	85, 88
65.098.531	88
65.100.730	122
65.101.731	122
65.1060.530	472
65.130.730	122
65.131.731	122
66.046.025	89, 468
66.050.025	123, 476
66.068.025	89, 469
66.070.025	123
66.098.025	89, 470
66.100.025	123
66.130.025	123
67.046.016	89, 468
67.046.017	89, 468
67.050.016	123, 476
67.050.017	123, 476
67.068.016	89, 469
67.068.017	89, 469
67.070.016	123
67.070.017	123
67.098.016	89, 470
67.098.017	89, 470
67.100.016	123
67.100.017	123
67.1060.016	472
67.1060.25	472
67.130.016	123
67.130.017	123
68.022	76, 234
68.022-75	76, 234
68.140	76, 234
68.140-75	76, 234
68.221M	469, 471
68.24100	76
68.24100-75	76
68.420	76, 234
68.420-75	76, 234
68.501	76
68.501-75	76
68.700	76
68.700-75	76
700/2223V10	102
700/2321V10	102, 136
700/3411V10	102
700/4112V10	102
700/4302V10	102
700/4501V10	102
713/0120V10	103
713/0270V10	103
713/0323V10	103
713/1332V10	103
713/2422V10	103
713/4403V10	103
715/0100V10	104
715/0120V10	104
715/0130V10	104
715/1333V10	104
715/1900V10	104
715/2342V10	104
770/0040V10	100
770/0121V10	100
770/0320V10	100
770/0600V10	100
770/1112V10	100
770/2220V10	100
780.1111V86	178, 180
780/0420V10	101
780/1222V10	101
780/1311V10	101
780/2121V10	101
780/3221V10	101
780/4220V10	101
86.1000	510
86.1000.100	510
86.2000	510
86.2000.100	510
86.3000	510
86.3000.100	510
86.3100	511
86.3100.100	511
86.4000	511
86.4000.100	511
86.5200	511
86.5200.100	511
86.6140	511
86.7010	510
86.7020	510
86.7030	510
86.7070	511
86.7075	510
86.7100	511
86.7150	511
86.7200	511
86.7300	510
86.KUB5S	512
86.KUB5S-1	512
90.23300	83
90.23300-75	83
90.303	83
90.303-75	83
90.340	83
90.340-75	83
90.421	83
90.421-75	83
90.620	83
90.620-75	83
90.701	83
90.701-75	83
913.242	84
913.242-75	84
913.360	84
913.360-75	84
913.404	84
913.404-75	84
913.41012	84
913.41012-75	84
913.441	84
913.441-75	84
913.920	84
913.920-75	84
98.140	82, 235
98.140-75	82, 235
98.221	82
98.221-75	82
98.221M	470
98.420	82, 235
98.420-75	82, 235
98.44000	82
98.44000-75	82
98.501	82
98.501-75	82
98.700	82, 235
98.700-75	82, 235

Notes



bedrunka+hirth

Workplace up to date – mehr Raum zum Arbeiten

1st edition | subject to changes

Offers apply to commercial and craft activities. Technical and price variations are possible given the price of raw material. The price is calculated without VAT, except mistakes or omission.